

# UNEMPLOYMENT INSURANCE WEEKLY STATISTICS

State of Oregon  
**EMPLOYMENT DEPARTMENT**  
 UI Operations and Program Support

☎ (503) 947-1360  
 ✉ [Stepheni.K.Hutton@oregon.gov](mailto:Stepheni.K.Hutton@oregon.gov)  
 🌐 [www.oregon.gov](http://www.oregon.gov)

LABOR FORCE DATA		Last Month	Prior Month	Last Year
		April 2015	March 2015	April 2014
Oregon Civilian Labor Force		1,920,287	1,932,861	1,919,526
Total Number Unemployed		100,188	112,606	132,308
UNEMPLOYMENT RATES (CIVILIAN) (%)		Labor Force & Rate Data: <a href="http://www.QualityInfo.org">www.QualityInfo.org</a>		
Total Unemployment:	Oregon	5.20%	5.80%	6.90%
	National	5.10%	5.60%	5.90%
Seasonally Adjusted:	Oregon	5.20%	5.40%	7.00%
	National	5.40%	5.50%	6.20%

Week # :	18	THIS WEEK		LAST WEEK		Last Month	Prior Month	Last Year
Ending:	May 9, 2015	2015	2014	2015	2014	April 2015	March 2015	April 2014
<b>UNEMPLOYMENT RATES (%)</b>								
Insured Unemployment: Oregon		1.85	2.42	1.89	2.42	2.44	2.04	3.02
EB Trigger <sup>1</sup>		2.09	2.78	2.14	2.84			
Adjusted Insured Unemployment		2.63	3.48	2.68	3.53			
National Average TUR <sup>2</sup>		5.80	6.90	5.80	6.90			
<b>REGULAR CLAIMS (UI, UCFE, UCX)</b>								
Initial Claims (Excl. Liable) <sup>3</sup>		4,301	5,138	4,238	5,268	24,841	19,932	27,429
Oregon - New		2,414	2,413	2,103	2,529	12,134	9,570	13,247
Additional		1,887	2,725	2,135	2,739	11,508	9,395	14,182
Interstate - Agent		0	0	0	0	1,199	967	0
Interstate - Liable		149	262	177	194	920	696	1,079
Weeks Claimed (Excl. Liable) <sup>3</sup>		30,772	38,378	31,259	38,324	180,796	156,894	219,356
Oregon		30,772	38,378	31,259	38,324	169,492	146,763	205,478
Interstate - Agent		0	0	0	0	11,304	10,131	13,878
Interstate - Liable		1,641	1,748	1,680	1,917	8,711	7,542	9,761
New Combined Wage Claims		105	121	86	138	499	460	572
Non-monetary Determinations & Redeter.		1,628	1,829	1,575	2,007	9,787	7,551	9,650
<b>PAYMENTS: REGULAR BENEFITS</b>								
First Payments		1,622	1,851	1,496	2,006	7,359	8,544	10,001
Payments Issued		30,394	38,664	30,998	38,640	30,394	145,079	201,414
Gross Amount of Payments (\$) <sup>3</sup>		\$9,774,740	11,530,914	\$9,876,752	11,572,256	\$9,774,740	\$45,199,421	59,596,050
Average Check Amount (\$) <sup>3</sup>		\$322	298	\$319	299	\$322	\$312	296
Number Exhausting Benefits		703	875	725	848	3,015	3,357	4,517
<b>TRUST FUND</b>								
Balance (in Millions) (\$)		\$2,596.	\$1,937.4	\$2,353.77	\$1,823.	\$2,348.14	\$2,341.15	\$1,826.6

<sup>1</sup> EB Trigger Graph:

<http://www.oregon.gov/EMPLOY/Agency/Documents/Current%20Unemployment%20Insurance%20Reports/IUR.pdf>

<sup>2</sup> NTUR: Unemployment Compensation Amendment Of 1992 specifies that a 2 month average NTUR be used to determine duration levels.

<sup>3</sup> Excludes WORKSHARE program

For current and historic UI reports, visit:

<http://www.oregon.gov/EMPLOY/Agency/Pages/UI-Reports.aspx>

<b>Week # :</b>	<b>18</b>
<b>Ending:</b>	<b>May 9, 2015</b>

	<b>This Week</b>	<b>Last Week</b>	<b>Cumulative</b>
<b>EXTENDED BENEFITS (EB)</b>			<b>YTD</b>
Initial Claims (Excl. Liable)	0	0	1
Weeks Claimed (Excl. Liable)	0	0	0
Gross Amount of Payments (\$)	\$0	\$0	\$0
Number Exhausting Benefits	0	0	0

Oregon HEB Trigger "OFF" 04/07/2012.

[http://www.workforcesecurity.doleta.gov/unemploy/claims\\_arch.asp](http://www.workforcesecurity.doleta.gov/unemploy/claims_arch.asp)

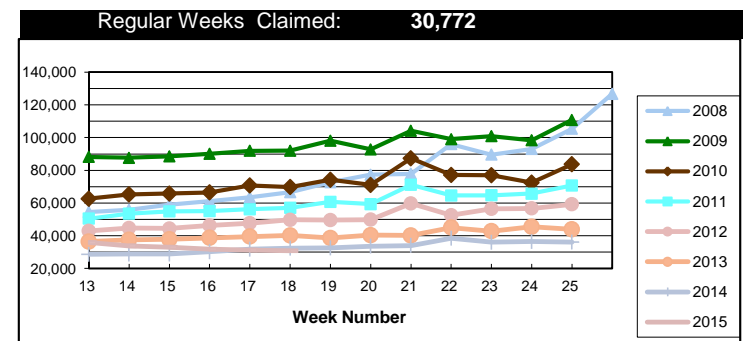
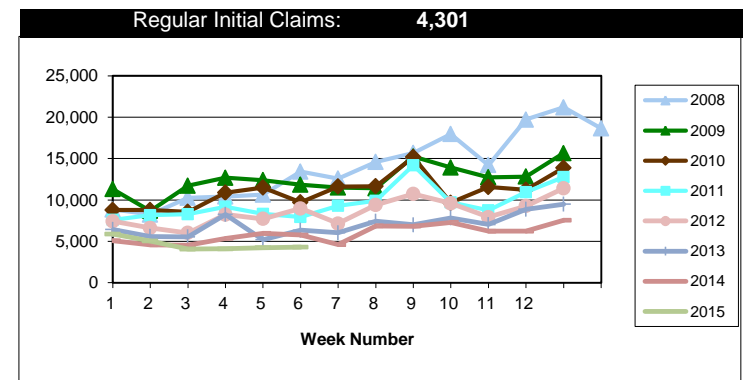
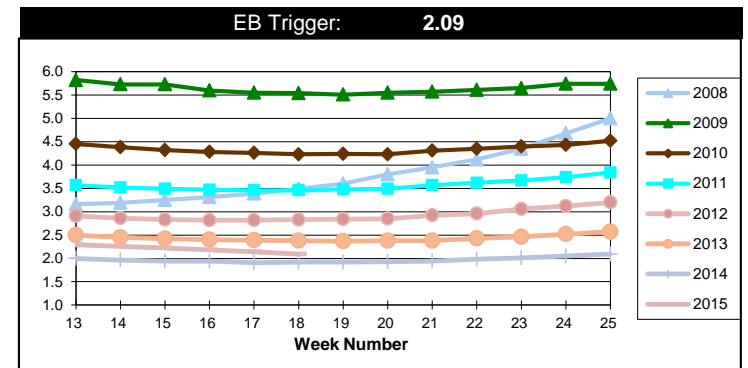
<b>Misc Additional Benefits (AB)</b>			
Initial Claims (Excl. Liable)	0	0	2
Weeks Claimed (Excl. Liable)	8	8	89
Gross Amount of Payments (\$)	0	0	\$0
Number Exhausting Benefits	0	0	0

<b>TRADE ADJUSTMENT ACT (TRA)</b>			
Training Plans	2	0	34
Initial Claims	10	3	155
Weeks Claimed	374	378	7,355
Gross Amount of TRA Payments (\$)	\$167,009	\$168,846	\$3,325,382
Certifications	0	0	2
Gross Amount of A/RTAA Payments (\$)	248,418	77,593	\$1,796,500

<b>WORKSHARE PROGRAM (WS)</b>			
Initial Claims	55	34	736
Weeks Claimed	160	188	5,371
Gross Amount of Payments (\$)	\$14,247	\$16,953	\$482,591
# of Workshare Plans	144	145	2,563

<b>TRAINING UI (TUI)</b>			
Applications Accepted	41	69	1,116
Approved	35	52	960
Weeks Claimed	1,094	1,090	6,603
Gross Amount of Payments (\$)	\$196,187	\$199,499	\$3,591,488

<b>SUPPLEMENTAL UI for DISLOCATED WORKERS (SUD)</b>			
Initial Claims	25	19	519
Weeks Claimed	493	487	9,871
Gross Amount of Payments (\$)	\$190,707	\$194,146	\$3,555,380



For current and historic UI reports, visit:



<http://www.oregon.gov/EMPLOY/Agency/Pages/UI-Reports.as>



(503) 947-1360



<b>Week # :</b>	<b>18</b>
<b>Ending:</b>	<b>May 9, 2015</b>

**SELF EMPLOYMENT (SEA) MONTHLY**

		<b>April 2015</b>	<b>Cumulative</b>
Referred		109	409
Enrolled		109	409
Completed		52	243
<b>Weeks Claimed</b>	<b>378</b>	<b>1,662</b>	<b>5,499</b>
<b>Gross Amount of Payments (\$)</b>	<b>166,075</b>	<b>\$166,075</b>	<b>\$2,440,909</b>

These are MONTHLY counts; data in BOLD is weekly.

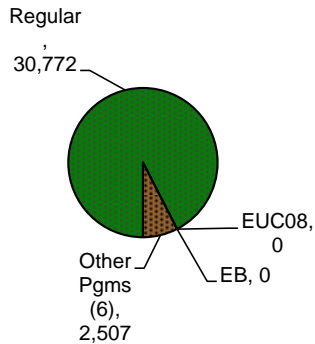
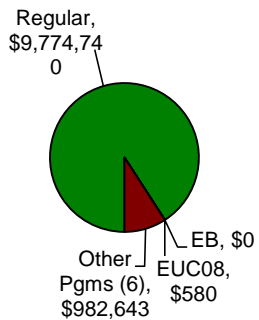
**EMERGENCY UNEMPLOYMENT COMPENSATION 08 (EUC08)**

	<b>This Week</b>	<b>Last Week</b>	<b>Cumulative</b>
Initial Claims (Excl. Liable)	0	0	4
Weeks Claimed (Excl. Liable)	0	0	25
Gross Amount of Payments (\$)	\$580	\$0	\$24,252
Number Exhausting Tier 1 Benefits	0	0	3
Number Exhausting Tier 2 Benefits	0	0	0
Number Exhausting Tier Z Benefits (14th week of Tier 2)	0	0	0
Number Exhausting Tier 3 Benefits	0	0	0
Number Exhausting Tier 4 Benefits	0	0	0

EUC began 07/06/2008

**Benefits Paid - By Program**  
**Total: \$10,757,963**

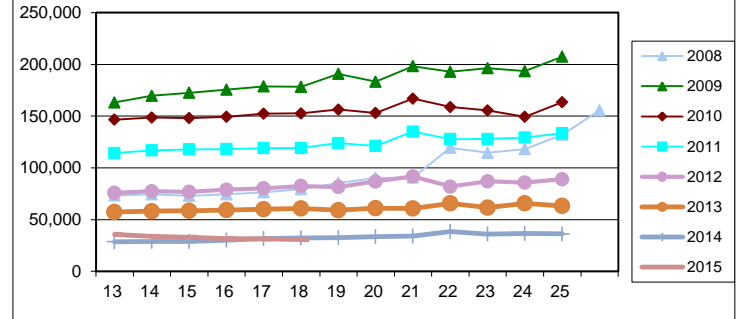
**Weeks Claimed - By Program**  
**Total: 33,279**



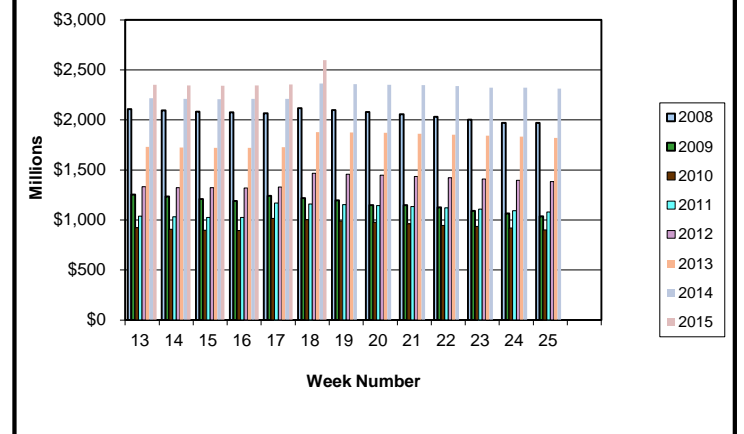
<sup>6</sup> Other Programs Include AB, TRA, TAA, WS, TUI, SUD, SEA  
 For current and historic UI reports, visit:

<http://www.oregon.gov/EMPLOY/Agency/Pages/UI-Reports.aspx>

**Total Weeks Claimed (Reg + EB + EUC + OEB+ Other Pgm: 33,279)**



**Trust Fund Balance: \$2,596 (in millions)**



**Total Benefits Paid: \$10,757,963 (During Week)**

