

UNEMPLOYMENT INSURANCE WEEKLY STATISTICS

State of Oregon
EMPLOYMENT DEPARTMENT
 UI Operations and Program Support

☎ (503) 947-1360
 ✉ Stepheni.K.Hutton@oregon.gov
 🌐 www.oregon.gov

| LABOR FORCE DATA | | Last Month | Prior Month | Last Year |
|-----------------------------|--|------------|-------------|------------|
| | | April 2015 | March 2015 | April 2014 |
| Oregon Civilian Labor Force | | 1,920,287 | 1,932,861 | 1,919,526 |
| Total Number Unemployed | | 100,188 | 112,606 | 132,308 |

| UNEMPLOYMENT RATES (CIVILIAN) (%) | | Labor Force & Rate Data: www.QualityInfo.org | | |
|-----------------------------------|----------|---|-------|-------|
| Total Unemployment: | Oregon | 5.20% | 5.80% | 6.90% |
| | National | 5.10% | 5.60% | 5.90% |
| Seasonally Adjusted: | Oregon | 5.20% | 5.40% | 7.00% |
| | National | 5.40% | 5.50% | 6.20% |

| Week # : | 19 | THIS WEEK | | LAST WEEK | | Last Month | Prior Month | Last Year |
|--|--------------|-------------|------------|-------------|------------|-------------|--------------|------------|
| Ending: | May 16, 2015 | 2015 | 2014 | 2015 | 2014 | April 2015 | March 2015 | April 2014 |
| UNEMPLOYMENT RATES (%) | | | | | | | | |
| Insured Unemployment: Oregon | | 2.34 | 2.34 | 1.85 | 2.42 | 2.44 | 2.04 | 3.02 |
| EB Trigger ¹ | | 2.72 | 2.72 | 2.09 | 2.78 | | | |
| Adjusted Insured Unemployment | | 3.40 | 3.40 | 2.63 | 3.48 | | | |
| National Average TUR ² | | 6.90 | 6.90 | 5.80 | 6.90 | | | |
| REGULAR CLAIMS (UI, UCFE, UCX) | | | | | | | | |
| Initial Claims (Excl. Liable) ³ | | 4,813 | 4,271 | 4,301 | 5,138 | 24,841 | 19,932 | 27,429 |
| Oregon - New | | 2,697 | 2,101 | 2,414 | 2,413 | 12,134 | 9,570 | 13,247 |
| Additional | | 2,116 | 2,170 | 1,887 | 2,725 | 11,508 | 9,395 | 14,182 |
| Interstate - Agent | | 0 | 0 | 0 | 0 | 1,199 | 967 | 0 |
| Interstate - Liable | | 166 | 175 | 149 | 262 | 920 | 696 | 1,079 |
| Weeks Claimed (Excl. Liable) ³ | | 30,085 | 37,047 | 30,772 | 38,378 | 180,796 | 156,894 | 219,356 |
| Oregon | | 30,085 | 37,047 | 30,772 | 38,378 | 169,492 | 146,763 | 205,478 |
| Interstate - Agent | | 0 | 0 | 0 | 0 | 11,304 | 10,131 | 13,878 |
| Interstate - Liable | | 1,517 | 1,828 | 1,641 | 1,748 | 8,711 | 7,542 | 9,761 |
| New Combined Wage Claims | | 94 | 124 | 105 | 121 | 499 | 460 | 572 |
| Non-monetary Determinations & Redeter. | | 1,682 | 1,893 | 1,628 | 1,829 | 9,787 | 7,551 | 9,650 |
| PAYMENTS: REGULAR BENEFITS | | | | | | | | |
| First Payments | | 1,626 | 1,868 | 1,622 | 1,851 | 7,359 | 8,544 | 10,001 |
| Payments Issued | | 29,819 | 37,646 | 30,394 | 38,664 | 30,394 | 145,079 | 201,414 |
| Gross Amount of Payments (\$) ³ | | \$9,680,527 | 11,231,807 | \$9,774,740 | 11,530,914 | \$9,774,740 | \$45,199,421 | 59,596,050 |
| Average Check Amount (\$) ³ | | \$325 | 298 | \$322 | 298 | \$322 | \$312 | 296 |
| Number Exhausting Benefits | | 682 | 876 | 703 | 875 | 3,015 | 3,357 | 4,517 |
| TRUST FUND | | | | | | | | |
| Balance (in Millions) (\$) | | \$2,598.31 | \$2,101.97 | \$2,596. | \$1,937.4 | \$2,348.14 | \$2,341.15 | \$1,826.6 |

¹ EB Trigger Graph:

<http://www.oregon.gov/EMPLOY/Agency/Documents/Current%20Unemployment%20Insurance%20Reports/IUR.pdf>

² NTUR: Unemployment Compensation Amendment Of 1992 specifies that a 2 month average NTUR be used to determine duration levels.

³ Excludes WORKSHARE program

For current and historic UI reports, visit:

<http://www.oregon.gov/EMPLOY/Agency/Pages/UI-Reports.aspx>

| | |
|-----------------|---------------------|
| Week # : | 19 |
| Ending: | May 16, 2015 |

| | This Week | Last Week | Cumulative |
|-------------------------------|------------------|------------------|-------------------|
| EXTENDED BENEFITS (EB) | | | YTD |
| Initial Claims (Excl. Liable) | 0 | 0 | 1 |
| Weeks Claimed (Excl. Liable) | 0 | 0 | 0 |
| Gross Amount of Payments (\$) | \$0 | \$0 | \$0 |
| Number Exhausting Benefits | 0 | 0 | 0 |

Oregon HEB Trigger "OFF" 04/07/2012.

http://www.workforcesecurity.doleta.gov/unemploy/claims_arch.asp

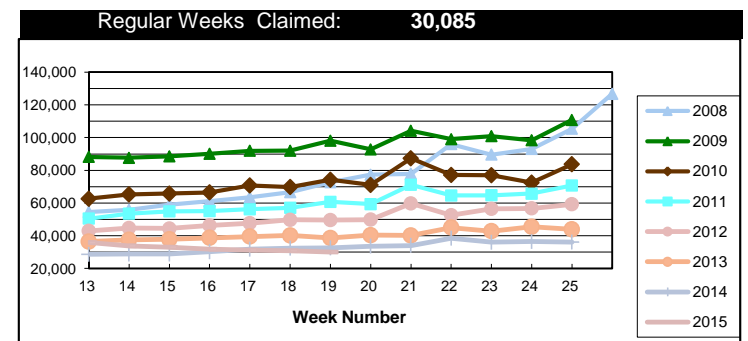
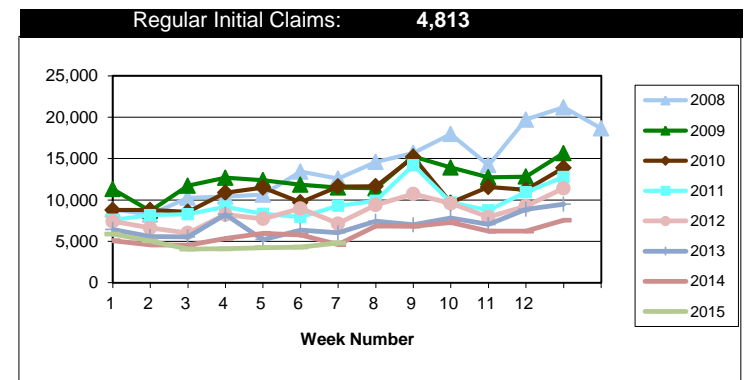
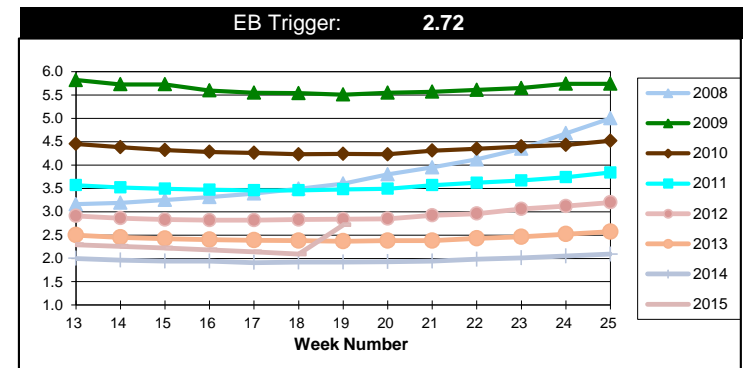
| Misc Additional Benefits (AB) | | | |
|--------------------------------------|---|---|-----|
| Initial Claims (Excl. Liable) | 0 | 0 | 2 |
| Weeks Claimed (Excl. Liable) | 6 | 8 | 95 |
| Gross Amount of Payments (\$) | 0 | 0 | \$0 |
| Number Exhausting Benefits | 0 | 0 | 0 |

| TRADE ADJUSTMENT ACT (TRA) | | | |
|--------------------------------------|-----------|-----------|-------------|
| Training Plans | 0 | 2 | 34 |
| Initial Claims | 2 | 10 | 157 |
| Weeks Claimed | 360 | 374 | 7,715 |
| Gross Amount of TRA Payments (\$) | \$163,218 | \$167,009 | \$3,488,600 |
| Certifications | 0 | 0 | 2 |
| Gross Amount of A/RTAA Payments (\$) | 204,187 | 248,418 | \$2,000,687 |

| WORKSHARE PROGRAM (WS) | | | |
|-------------------------------|----------|----------|-----------|
| Initial Claims | 2 | 55 | 738 |
| Weeks Claimed | 63 | 160 | 5,434 |
| Gross Amount of Payments (\$) | \$14,943 | \$14,247 | \$497,534 |
| # of Workshare Plans | 144 | 144 | 2,707 |

| TRAINING UI (TUI) | | | |
|-------------------------------|-----------|-----------|-------------|
| Applications Accepted | 51 | 41 | 1,167 |
| Approved | 47 | 35 | 1,007 |
| Weeks Claimed | 1,159 | 1,094 | 7,762 |
| Gross Amount of Payments (\$) | \$186,897 | \$196,187 | \$3,778,385 |

| SUPPLEMENTAL UI for DISLOCATED WORKERS (SUD) | | | |
|---|-----------|-----------|-------------|
| Initial Claims | 38 | 25 | 557 |
| Weeks Claimed | 524 | 493 | 10,395 |
| Gross Amount of Payments (\$) | \$186,915 | \$190,707 | \$3,742,295 |



For current and historic UI reports, visit:



<http://www.oregon.gov/EMPLOY/Agency/Pages/UI-Reports.as>



(503) 947-1360



| | |
|-----------------|---------------------|
| Week # : | 19 |
| Ending: | May 16, 2015 |

| SELF EMPLOYMENT (SEA) MONTHLY | | April 2015 | Cumulative |
|--------------------------------------|----------------|-------------------|--------------------|
| Referred | | 109 | 409 |
| Enrolled | | 109 | 409 |
| Completed | | 52 | 243 |
| Weeks Claimed | 373 | 1,662 | 5,872 |
| Gross Amount of Payments (\$) | 165,753 | \$166,075 | \$2,606,662 |

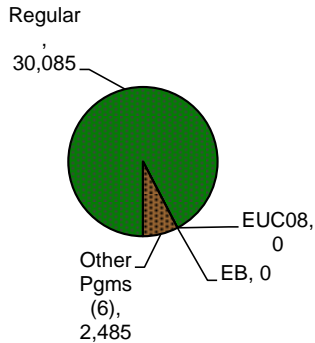
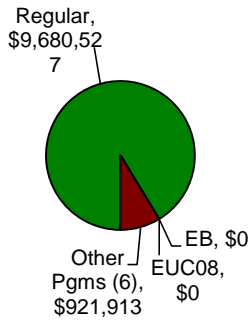
These are MONTHLY counts; data in BOLD is weekly.

| EMERGENCY UNEMPLOYMENT COMPENSATION 08 (EUC08) | This Week | Last Week | Cumulative |
|---|------------------|------------------|-------------------|
| Initial Claims (Excl. Liable) | 0 | 0 | 4 |
| Weeks Claimed (Excl. Liable) | 0 | 0 | 25 |
| Gross Amount of Payments (\$) | \$0 | \$580 | \$24,252 |
| Number Exhausting Tier 1 Benefits | 0 | 0 | 3 |
| Number Exhausting Tier 2 Benefits | 0 | 0 | 0 |
| Number Exhausting Tier Z Benefits (14th week of Tier 2) | 0 | 0 | 0 |
| Number Exhausting Tier 3 Benefits | 0 | 0 | 0 |
| Number Exhausting Tier 4 Benefits | 0 | 0 | 0 |

EUC began 07/06/2008

Benefits Paid - By Program
Total: \$10,602,440

Weeks Claimed - By Program
Total: 32,570



⁶ Other Programs Include AB, TRA, TAA, WS, TUI, SUD, SEA
 For current and historic UI reports, visit:

<http://www.oregon.gov/EMPLOY/Agency/Pages/UI-Reports.aspx>

