

UNEMPLOYMENT INSURANCE WEEKLY STATISTICS

State of Oregon
EMPLOYMENT DEPARTMENT
 UI Operations and Program Support

☎ (503) 947-1360
 ✉ Stephni.K.Hutton@oregon.gov
 🌐 www.oregon.gov

LABOR FORCE DATA		Last Month	Prior Month	Last Year
		April 2015	March 2015	April 2014
Oregon Civilian Labor Force		1,920,287	1,932,861	1,919,526
Total Number Unemployed		100,188	112,606	132,308

UNEMPLOYMENT RATES (CIVILIAN) (%)		Labor Force & Rate Data: www.QualityInfo.org		
Total Unemployment:	Oregon	5.20%	5.80%	6.90%
	National	5.10%	5.60%	5.90%
Seasonally Adjusted:	Oregon	5.20%	5.40%	7.00%
	National	5.40%	5.50%	6.20%

Week # :	20	THIS WEEK		LAST WEEK		Last Month	Prior Month	Last Year
Ending:	May 23, 2015	2015	2014	2015	2014	April 2015	March 2015	April 2014
UNEMPLOYMENT RATES (%)								
Insured Unemployment: Oregon		1.80	2.28	2.34	2.34	2.44	2.04	3.02
EB Trigger ¹		2.01	2.65	2.72	2.72			
Adjusted Insured Unemployment		2.55	3.33	3.40	3.40			
National Average TUR ²		5.80	6.90	6.90	6.90			
REGULAR CLAIMS (UI, UCFE, UCX)								
Initial Claims (Excl. Liable) ³		4,430	4,941	4,813	4,271	24,841	19,932	27,429
Oregon - New		2,136	2,772	2,697	2,101	12,134	9,570	13,247
Additional		2,294	2,169	2,116	2,170	11,508	9,395	14,182
Interstate - Agent		0	0	0	0	1,199	967	0
Interstate - Liable		385	180	166	175	920	696	1,079
Weeks Claimed (Excl. Liable) ³		29,832	36,073	30,085	37,047	180,796	156,894	219,356
Oregon		29,832	36,073	30,085	37,047	169,492	146,763	205,478
Interstate - Agent		0	0	0	0	11,304	10,131	13,878
Interstate - Liable		1,470	1,808	1,517	1,828	8,711	7,542	9,761
New Combined Wage Claims		118	119	94	124	499	460	572
Non-monetary Determinations & Redeter.		1,868	1,818	1,682	1,893	9,787	7,551	9,650
PAYMENTS: REGULAR BENEFITS								
First Payments		1,763	1,738	1,626	1,868	7,359	8,544	10,001
Payments Issued		30,096	36,831	29,819	37,646	30,394	145,079	201,414
Gross Amount of Payments (\$) ³		\$9,663,031	11,010,858	\$9,680,527	11,231,807	\$9,774,740	\$45,199,421	59,596,050
Average Check Amount (\$) ³		\$321	299	\$325	298	\$322	\$312	296
Number Exhausting Benefits		662	958	682	876	3,015	3,357	4,517
TRUST FUND								
Balance (in Millions) (\$)		\$2,593.35	\$2,095.55	\$2,598.31	\$2,101.97	\$2,348.14	\$2,341.15	\$1,826.6

¹ EB Trigger Graph: <http://www.oregon.gov/EMPLOY/Agency/Documents/Current%20Unemployment%20Insurance%20Reports/IUR.pdf>
² NTUR: Unemployment Compensation Amendment Of 1992 specifies that a 2 month average NTUR be used to determine duration levels. ³ Excludes WORKSHARE program

For current and historic UI reports, visit: <http://www.oregon.gov/EMPLOY/Agency/Pages/UI-Reports.aspx>

Week # :	20		
Ending:	May 23, 2015		
	This Week	Last Week	Cumulative
EXTENDED BENEFITS (EB)	YTD		
Initial Claims (Excl. Liable)	0	0	1
Weeks Claimed (Excl. Liable)	0	0	0
Gross Amount of Payments (\$)	\$0	\$0	\$0
Number Exhausting Benefits	0	0	0

Oregon HEB Trigger "OFF" 04/07/2012.

http://www.workforcesecurity.doleta.gov/unemploy/claims_arch.asp

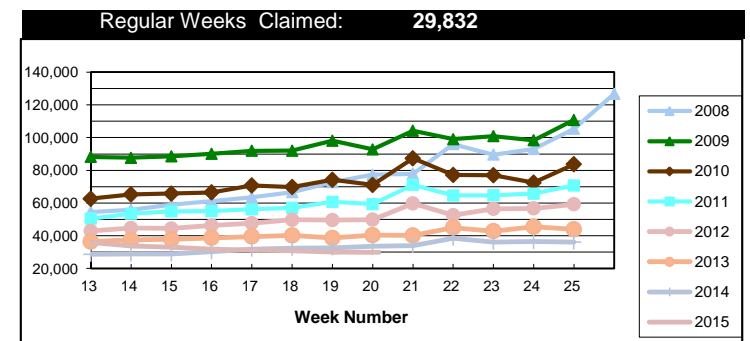
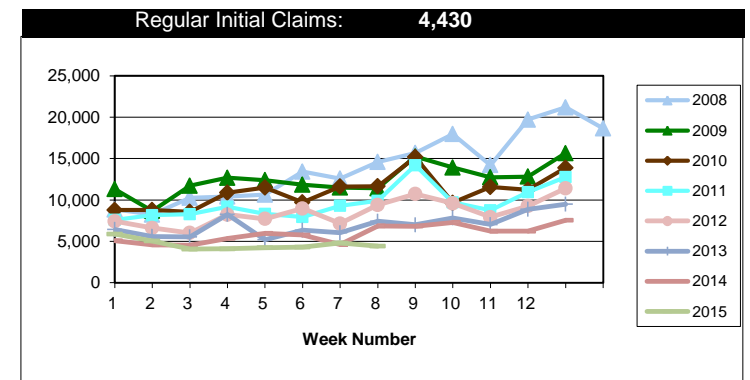
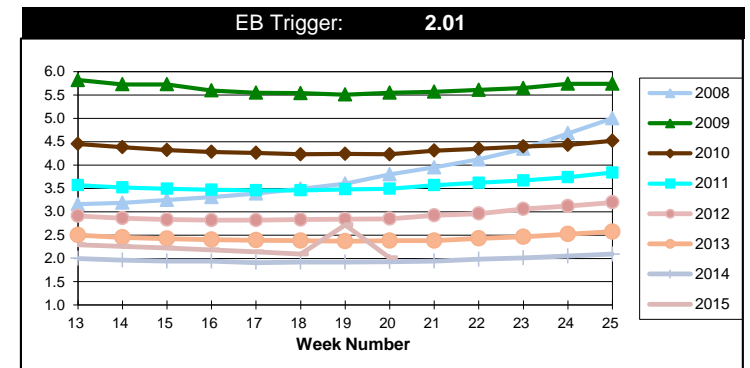
Misc Additional Benefits (AB)			
Initial Claims (Excl. Liable)	0	0	2
Weeks Claimed (Excl. Liable)	8	6	103
Gross Amount of Payments (\$)	0	0	\$0
Number Exhausting Benefits	0	0	0

TRADE ADJUSTMENT ACT (TRA)			
Training Plans	0	0	34
Initial Claims	1	2	158
Weeks Claimed	352	360	8,067
Gross Amount of TRA Payments (\$)	\$159,901	\$163,218	\$3,648,501
Certifications	0	0	2
Gross Amount of A/RTAA Payments (\$)	102,854	204,187	\$2,103,541

WORKSHARE PROGRAM (WS)			
Initial Claims	57	2	795
Weeks Claimed	200	63	5,634
Gross Amount of Payments (\$)	\$19,733	\$14,943	\$517,267
# of Workshare Plans	144	144	2,851

TRAINING UI (TUI)			
Applications Accepted	35	51	1,202
Approved	34	47	1,041
Weeks Claimed	1,060	1,159	8,822
Gross Amount of Payments (\$)	\$180,322	\$186,897	\$3,958,707

SUPPLEMENTAL UI for DISLOCATED WORKERS (SUD)			
Initial Claims	26	38	583
Weeks Claimed	954	524	11,349
Gross Amount of Payments (\$)	\$186,604	\$186,915	\$3,928,899



For current and historic UI reports, visit:



<http://www.oregon.gov/EMPLOY/Agency/Pages/UI-Reports.as>



(503) 947-1360



Week # :	20
Ending:	May 23, 2015

SELF EMPLOYMENT (SEA) MONTHLY		April 2015	Cumulative
Referred		109	409
Enrolled		109	409
Completed		52	243
Weeks Claimed	359	1,662	6,231
Gross Amount of Payments (\$)	167,675	\$166,075	\$2,774,337

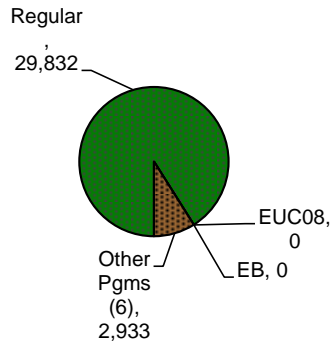
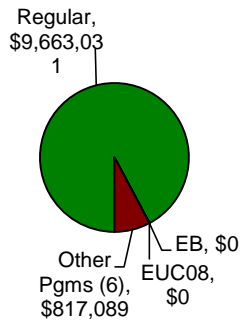
These are MONTHLY counts; data in BOLD is weekly.

EMERGENCY UNEMPLOYMENT COMPENSATION 08 (EUC08)	This Week	Last Week	Cumulative
Initial Claims (Excl. Liable)	1	0	5
Weeks Claimed (Excl. Liable)	0	0	25
Gross Amount of Payments (\$)	\$0	\$0	\$24,252
Number Exhausting Tier 1 Benefits	0	0	3
Number Exhausting Tier 2 Benefits	0	0	0
Number Exhausting Tier Z Benefits (14th week of Tier 2)	0	0	0
Number Exhausting Tier 3 Benefits	0	0	0
Number Exhausting Tier 4 Benefits	0	0	0

EUC began 07/06/2008

Benefits Paid - By Program
Total: **\$10,480,120**

Weeks Claimed - By Program
Total: **32,765**



⁶ Other Programs Include AB, TRA, TAA, WS, TUI, SUD, SEA
For current and historic UI reports, visit:

<http://www.oregon.gov/EMPLOY/Agency/Pages/UI-Reports.aspx>

