

UNEMPLOYMENT INSURANCE WEEKLY STATISTICS

State of Oregon
EMPLOYMENT DEPARTMENT
 UI Operations and Program Support

 (503) 947-1360
 Stephni.K.Hutton@oregon.gov
 www.oregon.gov

LABOR FORCE DATA		Last Month	Prior Month	Last Year
		May 2015	April 2015	May 2014
Oregon Civilian Labor Force		1,922,951	1,920,218	1,926,409
Total Number Unemployed		101,888	100,522	127,259
UNEMPLOYMENT RATES (CIVILIAN) (%)		Labor Force & Rate Data: www.QualityInfo.org		
Total Unemployment:	Oregon	5.30%	5.20%	6.60%
	National	5.30%	5.10%	6.10%
Seasonally Adjusted:	Oregon	5.30%	5.20%	7.00%
	National	5.50%	5.40%	6.30%

Week # :	23		THIS WEEK		LAST WEEK		Last Month	Prior Month	Last Year
	Ending:	June 13, 2015	2015	2014	2015	2014	May 2015	April 2015	May 2014
UNEMPLOYMENT RATES (%)									
Insured Unemployment: Oregon	1.76	2.15	1.74	2.13	1.70	2.44	2.07		
EB Trigger ¹	1.91	2.45	1.94	2.51					
Adjusted Insured Unemployment	2.45	3.14	2.48	3.19					
National Average TUR ²	5.50	6.90	5.50	6.90					
REGULAR CLAIMS (UI, UCFE, UCX)									
Initial Claims (Excl. Liable) ³	4,867	5,318	5,489	3,834	18,081	24,841	17,548		
Oregon - New	2,810	2,957	3,340	1,601	8,793	12,134	8,844		
Additional	2,057	2,361	2,149	2,233	8,448	11,508	8,704		
Interstate - Agent	0	0	0	0	840	1,199	0		
Interstate - Liable	178	183	188	167	839	920	711		
Weeks Claimed (Excl. Liable) ³	28,452	34,021	29,027	33,575	130,680	180,796	154,406		
Oregon	28,452	34,021	29,027	33,575	122,361	169,492	144,792		
Interstate - Agent	0	0	0	0	8,319	11,304	9,614		
Interstate - Liable	1,396	1,722	1,400	1,725	6,073	8,711	7,086		
New Combined Wage Claims	102	111	96	128	403	499	457		
Non-monetary Determinations & Redeter.	1,525	1,611	1,700	1,398	6,735	9,787	6,914		
PAYMENTS: REGULAR BENEFITS									
First Payments	1,375	1,590	1,669	1,510	6,651	7,359	5,994		
Payments Issued	27,618	34,217	29,577	34,280	29,577	30,394	144,273		
Gross Amount of Payments (\$) ³	\$9,013,415	10,374,839	\$9,635,653	10,348,429	\$9,635,653	\$9,774,740	43,256,288		
Average Check Amount (\$) ³	\$326	303	\$326	302	\$326	\$322	300		
Number Exhausting Benefits	627	774	625	798	2,785	3,015	2,823		
TRUST FUND									
Balance (in Millions) (\$)	\$2,576.19	\$2,065.64	\$2,584.36	\$2,081.79	\$2,595.59	\$2,348.14	\$2,081.79		

¹ EB Trigger Graph:

<http://www.oregon.gov/EMPLOY/Agency/Documents/Current%20Unemployment%20Insurance%20Reports/IUR.pdf>

² NTUR: Unemployment Compensation Amendment Of 1992 specifies that a 2 month average NTUR be used to determine duration levels.

³ Excludes WORKSHARE program

For current and historic UI reports, visit:

<http://www.oregon.gov/EMPLOY/Agency/Pages/UI-Reports.aspx>

Week # :	23		
Ending:	June 13, 2015		
	This Week	Last Week	Cumulative
EXTENDED BENEFITS (EB)			YTD
Initial Claims (Excl. Liable)	0	0	1
Weeks Claimed (Excl. Liable)	0	0	0
Gross Amount of Payments (\$)	\$0	\$0	\$0
Number Exhausting Benefits	0	0	0

Oregon HEB Trigger "OFF" 04/07/2012.

http://www.workforcesecurity.doleta.gov/unemploy/claims_arch.asp

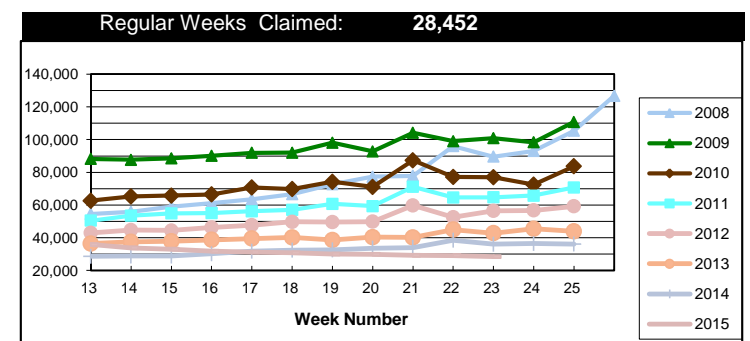
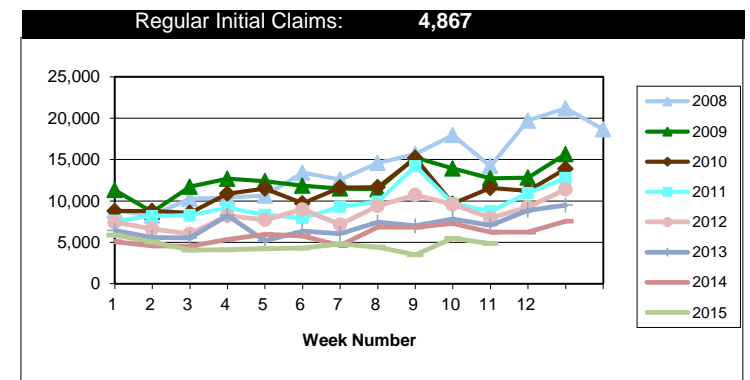
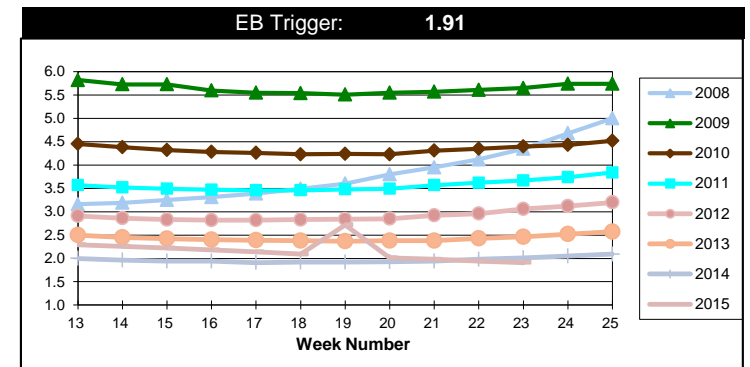
Misc Additional Benefits (AB)			
Initial Claims (Excl. Liable)	0	0	2
Weeks Claimed (Excl. Liable)	4	4	116
Gross Amount of Payments (\$)	0	0	\$0
Number Exhausting Benefits	0	0	0

TRADE ADJUSTMENT ACT (TRA)			
Training Plans	8	1	46
Initial Claims	9	16	186
Weeks Claimed	354	357	9,136
Gross Amount of TRA Payments (\$)	\$159,969	\$162,260	\$4,132,460
Certifications	0	0	2
Gross Amount of A/RTAA Payments (\$)	57,707	73,298	\$2,319,154

WORKSHARE PROGRAM (WS)			
Initial Claims	26	32	883
Weeks Claimed	214	150	6,237
Gross Amount of Payments (\$)	\$17,844	\$12,957	\$569,221
# of Workshare Plans	152	149	3,298

TRAINING UI (TUI)			
Applications Accepted	0	21	1,270
Approved	0	17	1,097
Weeks Claimed	1,017	1,021	11,888
Gross Amount of Payments (\$)	\$162,650	\$168,518	\$4,469,027

SUPPLEMENTAL UI for DISLOCATED WORKERS (SUD)			
Initial Claims	30	25	667
Weeks Claimed	480	492	12,803
Gross Amount of Payments (\$)	\$184,294	\$186,847	\$4,480,489



For current and historic UI reports, visit:



<http://www.oregon.gov/EMPLOY/Agency/Pages/UI-Reports.as>



(503) 947-1360



Week # :	23
Ending:	June 13, 2015

SELF EMPLOYMENT (SEA) MONTHLY		May 2015	Cumulative
Referred		73	409
Enrolled		73	409
Completed		51	243
Weeks Claimed	383	1,488	7,375
Gross Amount of Payments (\$)	169,484	\$167,094	\$3,275,353

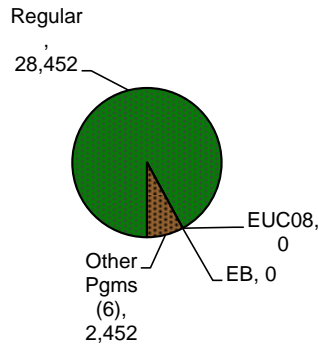
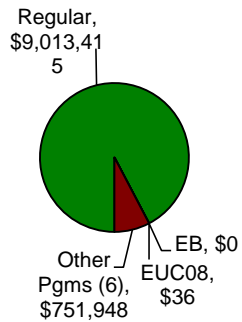
These are MONTHLY counts; data in BOLD is weekly.

EMERGENCY UNEMPLOYMENT COMPENSATION 08 (EUC08)	This Week	Last Week	Cumulative
Initial Claims (Excl. Liable)	1	0	6
Weeks Claimed (Excl. Liable)	0	0	25
Gross Amount of Payments (\$)	\$36	\$139	\$24,593
Number Exhausting Tier 1 Benefits	0	0	3
Number Exhausting Tier 2 Benefits	0	0	0
Number Exhausting Tier Z Benefits (14th week of Tier 2)	0	0	0
Number Exhausting Tier 3 Benefits	0	0	0
Number Exhausting Tier 4 Benefits	0	0	0

EUC began 07/06/2008

Benefits Paid - By Program
Total: \$9,765,399

Weeks Claimed - By Program
Total: 30,904



⁶ Other Programs Include AB, TRA, TAA, WS, TUI, SUD, SEA
 For current and historic UI reports, visit:

<http://www.oregon.gov/EMPLOY/Agency/Pages/UI-Reports.aspx>

