

UNEMPLOYMENT INSURANCE WEEKLY STATISTICS

State of Oregon
EMPLOYMENT DEPARTMENT

UI Operations and Program Support

(503) 947-1360

Stepheni.K.Hutton@oregon.gov

www.oregon.gov

LABOR FORCE DATA		Last Month	Prior Month	Last Year
		May 2015	April 2015	May 2014
Oregon Civilian Labor Force		1,922,951	1,920,218	1,926,409
Total Number Unemployed		101,888	100,522	127,259
UNEMPLOYMENT RATES (CIVILIAN) (%)		Labor Force & Rate Data: www.QualityInfo.org		
Total Unemployment:	Oregon	5.30%	5.20%	6.60%
	National	5.30%	5.10%	6.10%
Seasonally Adjusted:	Oregon	5.30%	5.20%	7.00%
	National	5.50%	5.40%	6.30%

Week # :	25	THIS WEEK		LAST WEEK		Last Month	Prior Month	Last Year
Ending:	June 27, 2015	2015	2014	2015	2014	May 2015	April 2015	May 2014
UNEMPLOYMENT RATES (%)								
Insured Unemployment: Oregon	1.75	2.09	1.80	2.11	1.70	2.44	2.07	
EB Trigger ¹	1.85	2.35	1.88	2.40				
Adjusted Insured Unemployment	2.39	3.04	2.42	3.09				
National Average TUR ²	5.30	6.90	5.30	6.90				
REGULAR CLAIMS (UI, UCFE, UCX)								
Initial Claims (Excl. Liable) ³	4,443	5,701	4,517	4,520	18,081	24,841	17,548	
Oregon - New	2,399	2,985	2,230	2,335	8,793	12,134	8,844	
Additional	2,044	2,716	2,287	2,185	8,448	11,508	8,704	
Interstate - Agent	0	0	0	0	840	1,199	0	
Interstate - Liable	164	198	313	193	839	920	711	
Weeks Claimed (Excl. Liable) ³	29,236	33,072	28,659	33,227	130,680	180,796	154,406	
Oregon	29,236	33,072	28,659	33,227	122,361	169,492	144,792	
Interstate - Agent	0	0	0	0	8,319	11,304	9,614	
Interstate - Liable	1,369	1,680	1,350	1,713	6,073	8,711	7,086	
New Combined Wage Claims	101	118	115	120	403	499	457	
Non-monetary Determinations & Redeter.	1,711	1,930	1,610	1,788	6,735	9,787	6,914	
PAYMENTS: REGULAR BENEFITS								
First Payments	1,748	1,909	1,618	1,583	6,651	7,359	5,994	
Payments Issued	27,796	33,063	27,701	33,200	29,577	30,394	144,273	
Gross Amount of Payments (\$) ³	\$9,059,147	10,039,718	\$9,004,807	10,104,594	\$9,635,653	\$9,774,740	43,256,288	
Average Check Amount (\$) ³	\$326	304	\$325	304	\$326	\$322	300	
Number Exhausting Benefits	589	764	598	735	2,785	3,015	2,823	
TRUST FUND								
Balance (in Millions) (\$)	\$2,563.61	\$2,052.33	\$2,571.04	\$2,058.72	\$2,595.59	\$2,348.14	\$2,081.79	

¹ EB Trigger Graph:

<http://www.oregon.gov/EMPLOY/Agency/Documents/Current%20Unemployment%20Insurance%20Reports/IUR.pdf>

² NTUR: Unemployment Compensation Amendment Of 1992 specifies that a 2 month average NTUR be used to determine duration levels.

³ Excludes WORKSHARE program

For current and historic UI reports, visit:

<http://www.oregon.gov/EMPLOY/Agency/Pages/UI-Reports.aspx>

Week # :	25
Ending:	June 27, 2015

	This Week	Last Week	Cumulative YTD
EXTENDED BENEFITS (EB)			
Initial Claims (Excl. Liable)	0	0	1
Weeks Claimed (Excl. Liable)	0	0	0
Gross Amount of Payments (\$)	\$0	\$0	\$0
Number Exhausting Benefits	0	0	0

Oregon HEB Trigger "OFF" 04/07/2012.

http://www.workforcesecurity.doleta.gov/unemploy/claims_arch.asp

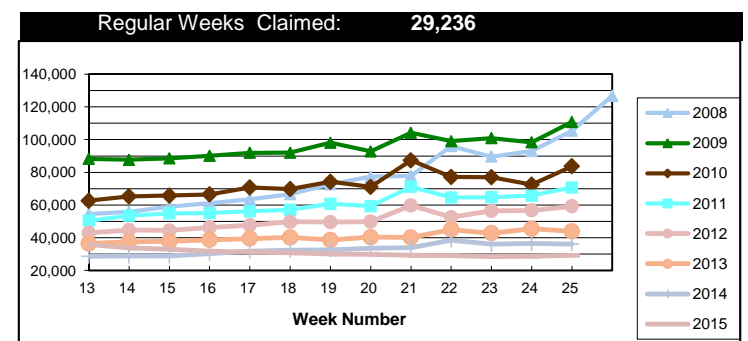
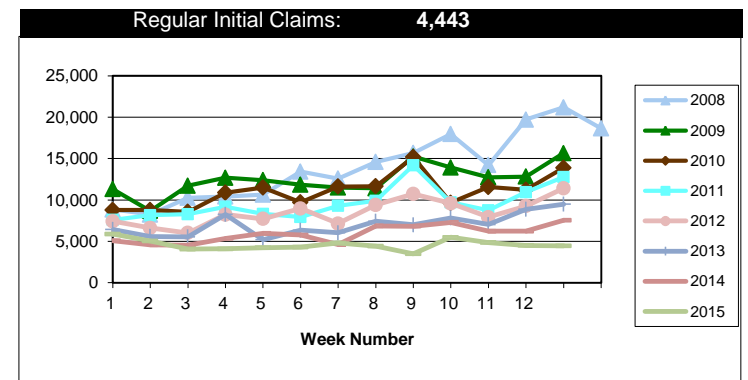
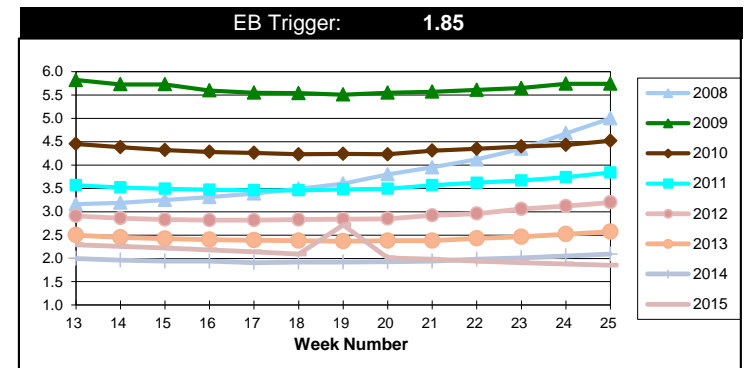
Misc Additional Benefits (AB)			
Initial Claims (Excl. Liable)	0	0	2
Weeks Claimed (Excl. Liable)	6	5	127
Gross Amount of Payments (\$)	0	0	\$0
Number Exhausting Benefits	0	0	0

TRADE ADJUSTMENT ACT (TRA)			
Training Plans	7	6	59
Initial Claims	7	32	225
Weeks Claimed	279	335	9,750
Gross Amount of TRA Payments (\$)	\$126,188	\$151,876	\$4,410,524
Certifications	0	0	2
Gross Amount of A/RTAA Payments (\$)	94,429	75,175	\$2,488,758

WORKSHARE PROGRAM (WS)			
Initial Claims	30	58	971
Weeks Claimed	264	373	6,874
Gross Amount of Payments (\$)	\$20,266	\$28,938	\$618,425
# of Workshare Plans	153	150	3,601

TRAINING UI (TUI)			
Applications Accepted	19	56	1,403
Approved	15	52	1,213
Weeks Claimed	807	955	13,650
Gross Amount of Payments (\$)	\$116,753	\$152,648	\$4,738,428

SUPPLEMENTAL UI for DISLOCATED WORKERS (SUD)			
Initial Claims	29	19	715
Weeks Claimed	407	486	13,696
Gross Amount of Payments (\$)	\$129,268	\$181,399	\$4,791,156



For current and historic UI reports, visit:



<http://www.oregon.gov/EMPLOY/Agency/Pages/UI-Reports.as>



(503) 947-1360



Week # :	25
Ending:	June 27, 2015

SELF EMPLOYMENT (SEA) MONTHLY		May 2015	Cumulative
Referred		73	491
Enrolled		73	491
Completed		51	307
Weeks Claimed	358	1,488	8,101
Gross Amount of Payments (\$)	160,466	\$167,094	\$3,602,772

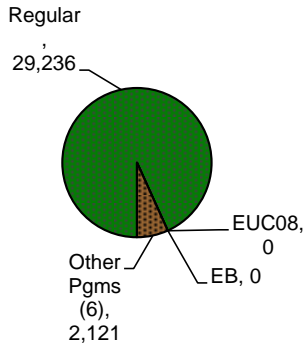
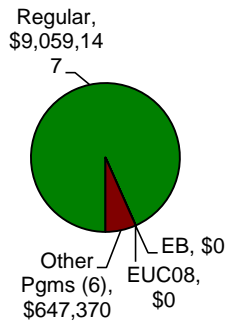
These are MONTHLY counts; data in BOLD is weekly.

EMERGENCY UNEMPLOYMENT COMPENSATION 08 (EUC08)	This Week	Last Week	Cumulative
Initial Claims (Excl. Liable)	1	0	7
Weeks Claimed (Excl. Liable)	0	0	25
Gross Amount of Payments (\$)	\$0	\$0	\$24,593
Number Exhausting Tier 1 Benefits	0	0	3
Number Exhausting Tier 2 Benefits	0	0	0
Number Exhausting Tier Z Benefits (14th week of Tier 2)	0	0	0
Number Exhausting Tier 3 Benefits	0	0	0
Number Exhausting Tier 4 Benefits	0	0	0

EUC began 07/06/2008

Benefits Paid - By Program
Total: \$9,706,517

Weeks Claimed - By Program
Total: 31,357



⁶ Other Programs Include AB, TRA, TAA, WS, TUI, SUD, SEA
 For current and historic UI reports, visit:

<http://www.oregon.gov/EMPLOY/Agency/Pages/UI-Reports.aspx>

