

UNEMPLOYMENT INSURANCE WEEKLY STATISTICS

State of Oregon
EMPLOYMENT DEPARTMENT

UI Operations and Program Support

(503) 947-1360

Stepheni.K.Hutton@oregon.gov

www.oregon.gov

LABOR FORCE DATA		Last Month	Prior Month	Last Year
		May 2015	April 2015	May 2014
Oregon Civilian Labor Force		1,922,951	1,920,218	1,926,409
Total Number Unemployed		101,888	100,522	127,259
UNEMPLOYMENT RATES (CIVILIAN) (%)		Labor Force & Rate Data: www.QualityInfo.org		
Total Unemployment:	Oregon	5.30%	5.20%	6.60%
	National	5.30%	5.10%	6.10%
Seasonally Adjusted:	Oregon	5.30%	5.20%	7.00%
	National	5.50%	5.40%	6.30%

Week # :	26		THIS WEEK		LAST WEEK		Last Month	Prior Month	Last Year
	Ending:	July 4, 2015	2015	2014	2015	2014	June 2015	May 2015	June 2014
UNEMPLOYMENT RATES (%)									
Insured Unemployment: Oregon		1.89	2.17	1.75	2.09	1.69	1.70	2.03	
EB Trigger ¹		1.82	2.31	1.85	2.35				
Adjusted Insured Unemployment		2.33	3.00	2.39	3.04				
National Average TUR ²		5.30	6.90	5.30	6.90				
REGULAR CLAIMS (UI, UCFE, UCX)									
Initial Claims (Excl. Liable) ³		3,863	5,892	4,443	5,701	20,296	18,081	21,632	
Oregon - New		1,949	3,353	2,399	2,985	10,958	8,793	11,774	
Additional		1,914	2,539	2,044	2,716	8,581	8,448	9,858	
Interstate - Agent		0	0	0	0	757	840	0	
Interstate - Liable		149	217	164	198	843	839	791	
Weeks Claimed (Excl. Liable) ³		28,400	34,238	29,236	33,072	125,299	130,680	145,723	
Oregon		28,400	34,238	29,236	33,072	117,492	122,361	136,978	
Interstate - Agent		0	0	0	0	7,807	8,319	8,745	
Interstate - Liable		1,354	1,727	1,369	1,680	5,515	6,073	6,842	
New Combined Wage Claims		72	105	101	118	442	403	454	
Non-monetary Determinations & Redeter.		1,365	1,860	1,711	1,930	6,546	6,735	7,189	
PAYMENTS: REGULAR BENEFITS									
First Payments		1,857	1,977	1,748	1,909	7,886	6,651	7,059	
Payments Issued		26,892	32,783	27,796	33,063	112,692	119,484	133,263	
Gross Amount of Payments (\$) ³		\$8,684,550	9,970,317	\$9,059,147	10,039,718	\$36,713,022	\$38,530,195	40,489,468	
Average Check Amount (\$) ³		\$323	304	\$326	304	\$326	\$322	304	
Number Exhausting Benefits		555	706	589	764	2,939	2,785	2,979	
TRUST FUND									
Balance (in Millions) (\$)		\$2,572.91	\$2,044.93	\$2,563.61	\$2,052.33	\$2,557.84	\$2,595.59	\$2,045.27	

¹ EB Trigger Graph:

<http://www.oregon.gov/EMPLOY/Agency/Documents/Current%20Unemployment%20Insurance%20Reports/IUR.pdf>

² NTUR: Unemployment Compensation Amendment Of 1992 specifies that a 2 month average NTUR be used to determine duration levels.

³ Excludes WORKSHARE program

For current and historic UI reports, visit:

<http://www.oregon.gov/EMPLOY/Agency/Pages/UI-Reports.aspx>

Week # :	26
Ending:	July 4, 2015

	This Week	Last Week	Cumulative YTD
EXTENDED BENEFITS (EB)			
Initial Claims (Excl. Liable)	0	0	1
Weeks Claimed (Excl. Liable)	0	0	0
Gross Amount of Payments (\$)	\$0	\$0	\$0
Number Exhausting Benefits	0	0	0

Oregon HEB Trigger "OFF" 04/07/2012.

http://www.workforcesecurity.doleta.gov/unemploy/claims_arch.asp

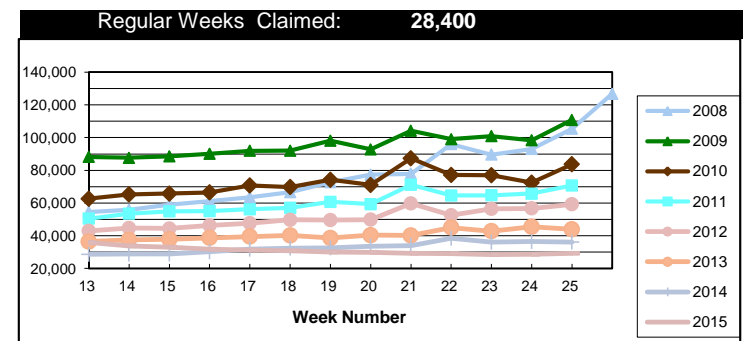
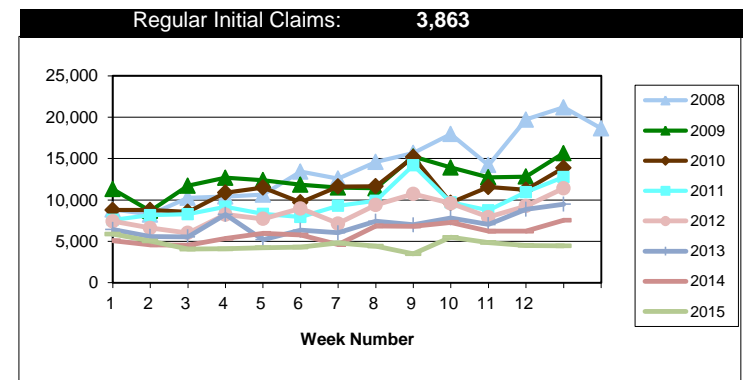
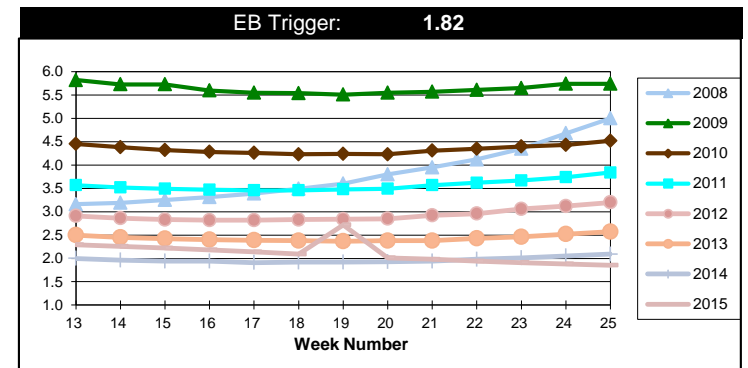
Misc Additional Benefits (AB)			
Initial Claims (Excl. Liable)	0	0	2
Weeks Claimed (Excl. Liable)	4	6	131
Gross Amount of Payments (\$)	0	0	\$0
Number Exhausting Benefits	0	0	0

TRADE ADJUSTMENT ACT (TRA)			
Training Plans	0	7	59
Initial Claims	6	7	231
Weeks Claimed	278	279	10,028
Gross Amount of TRA Payments (\$)	\$124,841	\$126,188	\$4,535,365
Certifications	0	0	2
Gross Amount of A/RTAA Payments (\$)	58,632	94,429	\$2,547,389

WORKSHARE PROGRAM (WS)			
Initial Claims	105	30	1,076
Weeks Claimed	377	264	7,251
Gross Amount of Payments (\$)	\$37,021	\$20,266	\$655,446
# of Workshare Plans	150	153	3,751

TRAINING UI (TUI)			
Applications Accepted	32	19	1,435
Approved	26	15	1,239
Weeks Claimed	789	807	14,439
Gross Amount of Payments (\$)	\$148,324	\$116,753	\$4,886,752

SUPPLEMENTAL UI for DISLOCATED WORKERS (SUD)			
Initial Claims	24	29	739
Weeks Claimed	382	407	14,078
Gross Amount of Payments (\$)	\$132,239	\$129,268	\$4,923,395



For current and historic UI reports, visit:



<http://www.oregon.gov/EMPLOY/Agency/Pages/UI-Reports.as>



(503) 947-1360



Week # :	26
Ending:	July 4, 2015

SELF EMPLOYMENT (SEA) MONTHLY		June 2015	Cumulative
Referred		82	491
Enrolled		82	491
Completed		64	307
Weeks Claimed	373	1,492	8,474
Gross Amount of Payments (\$)	163,353	\$663,997	\$3,766,125

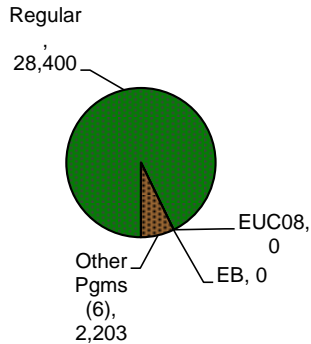
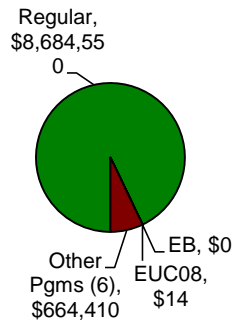
These are MONTHLY counts; data in BOLD is weekly.

EMERGENCY UNEMPLOYMENT COMPENSATION 08 (EUC08)	This Week	Last Week	Cumulative
Initial Claims (Excl. Liable)	0	1	7
Weeks Claimed (Excl. Liable)	0	0	25
Gross Amount of Payments (\$)	\$14	\$0	\$24,607
Number Exhausting Tier 1 Benefits	0	0	3
Number Exhausting Tier 2 Benefits	0	0	0
Number Exhausting Tier Z Benefits (14th week of Tier 2)	0	0	0
Number Exhausting Tier 3 Benefits	0	0	0
Number Exhausting Tier 4 Benefits	0	0	0

EUC began 07/06/2008

Benefits Paid - By Program
Total: \$9,348,974

Weeks Claimed - By Program
Total: 30,603



⁶ Other Programs Include AB, TRA, TAA, WS, TUI, SUD, SEA
 For current and historic UI reports, visit:

<http://www.oregon.gov/EMPLOY/Agency/Pages/UI-Reports.aspx>

