

# UNEMPLOYMENT INSURANCE WEEKLY STATISTICS

State of Oregon  
**EMPLOYMENT DEPARTMENT**  
 UI Operations and Program Support

☎ (503) 947-1360  
 ✉ [Stepheni.K.Hutton@oregon.gov](mailto:Stepheni.K.Hutton@oregon.gov)  
 🌐 [www.oregon.gov](http://www.oregon.gov)

LABOR FORCE DATA		Last Month	Prior Month	Last Year
		June 2015	May 2015	June 2014
Oregon Civilian Labor Force		1,936,883	1,923,737	1,951,026
Total Number Unemployed		111,752	101,907	132,732

UNEMPLOYMENT RATES (CIVILIAN) (%)		Labor Force & Rate Data: <a href="http://www.QualityInfo.org">www.QualityInfo.org</a>		
		June 2015	May 2015	June 2014
Total Unemployment:	Oregon	5.80%	5.30%	6.80%
	National	5.50%	5.30%	6.30%
Seasonally Adjusted:	Oregon	5.50%	5.30%	7.00%
	National	5.30%	5.50%	6.10%

<b>Week # :</b>	<b>27</b>
<b>Ending:</b>	<b>July 11, 2015</b>

	THIS WEEK		LAST WEEK		Last Month	Prior Month	Last Year
	2015	2014	2015	2014	June 2015	May 2015	June 2014
<b>UNEMPLOYMENT RATES (%)</b>							
<b>Insured Unemployment: Oregon</b>	1.86	2.12	1.89	2.17	1.69	1.70	2.03
EB Trigger <sup>1</sup>	1.81	2.28	1.82	2.31			
Adjusted Insured Unemployment	2.32	2.94	2.33	3.00			
National Average TUR <sup>2</sup>	5.30	6.90	5.30	6.90			
<b>REGULAR CLAIMS (UI, UCFE, UCX)</b>							
<b>Initial Claims (Excl. Liable) <sup>3</sup></b>	<b>5,841</b>	<b>5,584</b>	<b>3,863</b>	<b>5,892</b>	<b>20,296</b>	<b>18,081</b>	<b>21,632</b>
Oregon - New	3,314	3,056	1,949	3,353	10,958	8,793	11,774
Additional	2,527	2,528	1,914	2,539	8,581	8,448	9,858
Interstate - Agent	0	0	0	0	757	840	0
Interstate - Liable	206	217	149	217	843	839	791
<b>Weeks Claimed (Excl. Liable) <sup>3</sup></b>	<b>30,769</b>	<b>33,391</b>	<b>28,400</b>	<b>34,238</b>	<b>125,299</b>	<b>130,680</b>	<b>145,723</b>
Oregon	30,769	33,391	28,400	34,238	117,492	122,361	136,978
Interstate - Agent	0	0	0	0	7,807	8,319	8,745
Interstate - Liable	1,446	1,669	1,354	1,727	5,515	6,073	6,842
<b>New Combined Wage Claims</b>	<b>99</b>	<b>118</b>	<b>72</b>	<b>105</b>	<b>442</b>	<b>403</b>	<b>454</b>
<b>Non-monetary Determinations &amp; Redeter.</b>	<b>1,727</b>	<b>1,679</b>	<b>1,365</b>	<b>1,860</b>	<b>6,546</b>	<b>6,735</b>	<b>7,189</b>
<b>PAYMENTS: REGULAR BENEFITS</b>							
First Payments	1,828	2,125	1,857	1,977	7,886	6,651	7,059
Payments Issued	28,772	32,161	26,892	32,783	112,692	119,484	133,263
Gross Amount of Payments (\$) <sup>3</sup>	\$9,321,085	9,687,718	\$8,684,550	9,970,317	\$36,713,022	\$38,530,195	40,489,468
Average Check Amount (\$) <sup>3</sup>	\$324	301	\$323	304	<b>\$326</b>	<b>\$322</b>	<b>304</b>
Number Exhausting Benefits	517	642	555	706	2,939	2,785	2,979
<b>TRUST FUND</b>							
Balance (in Millions) (\$)	\$2,565.66	\$2,049.51	\$2,572.91	\$2,044.93	\$2,557.84	\$2,595.59	\$2,045.27

<sup>1</sup> EB Trigger Graph: <http://www.oregon.gov/EMPLOY/Agency/Documents/Current%20Unemployment%20Insurance%20Reports/IUR.pdf>  
<sup>2</sup> NTUR: Unemployment Compensation Amendment Of 1992 specifies that a 2 month average NTUR be used to determine duration levels. <sup>3</sup> Excludes WORKSHARE program

For current and historic UI reports, visit: <http://www.oregon.gov/EMPLOY/Agency/Pages/UI-Reports.aspx>

<b>Week # :</b>	27
<b>Ending:</b>	July 11, 2015

	This Week	Last Week	Cumulative YTD
<b>EXTENDED BENEFITS (EB)</b>			
Initial Claims (Excl. Liable)	0	0	1
Weeks Claimed (Excl. Liable)	0	0	0
Gross Amount of Payments (\$)	\$0	\$0	\$0
Number Exhausting Benefits	0	0	0

Oregon HEB Trigger "OFF" 04/07/2012.

[http://www.workforcesecurity.doleta.gov/unemploy/claims\\_arch.asp](http://www.workforcesecurity.doleta.gov/unemploy/claims_arch.asp)

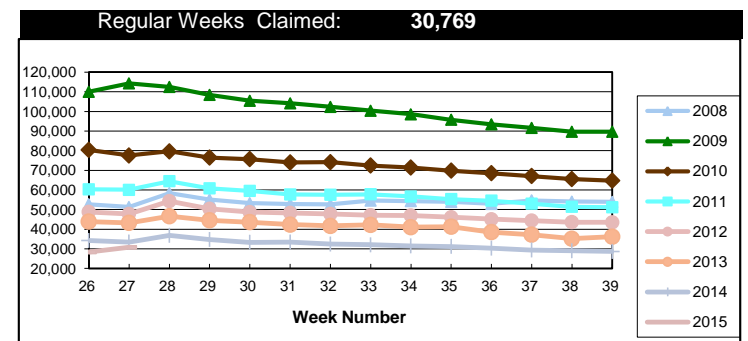
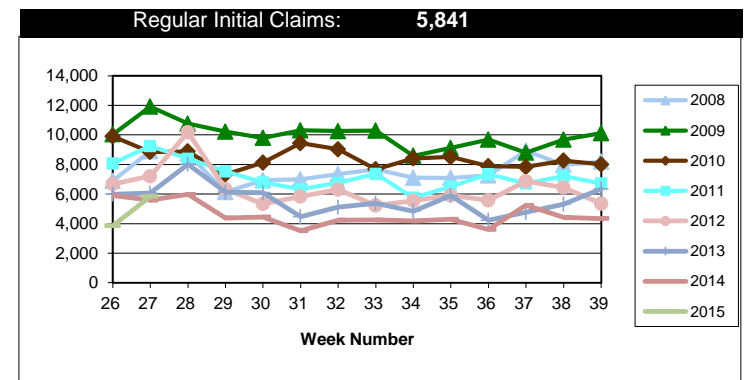
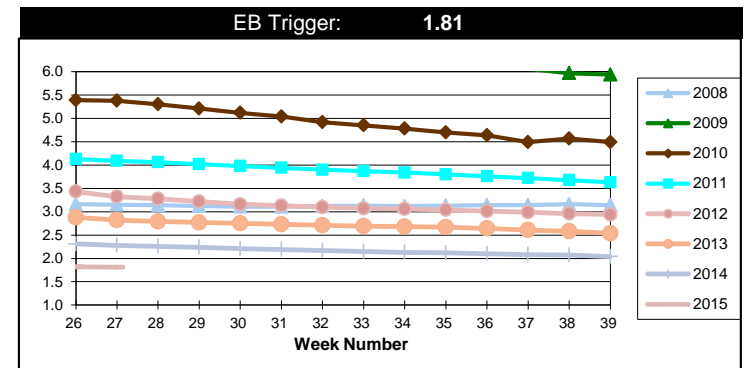
<b>Misc Additional Benefits (AB)</b>			
Initial Claims (Excl. Liable)	0	0	2
Weeks Claimed (Excl. Liable)	5	4	136
Gross Amount of Payments (\$)	0	0	\$0
Number Exhausting Benefits	0	0	0

<b>TRADE ADJUSTMENT ACT (TRA)</b>			
Training Plans	0	0	59
Initial Claims	31	6	262
Weeks Claimed	271	278	10,299
Gross Amount of TRA Payments (\$)	\$123,726	\$124,841	\$4,659,091
Certifications	0	0	2
Gross Amount of A/RTAA Payments (\$)	50,611	58,632	\$2,598,000

<b>WORKSHARE PROGRAM (WS)</b>			
Initial Claims	210	105	1,286
Weeks Claimed	456	377	7,707
Gross Amount of Payments (\$)	\$22,361	\$37,021	\$677,807
# of Workshare Plans	150	150	3,901

<b>TRAINING UI (TUI)</b>			
Applications Accepted	50	32	1,485
Approved	44	26	1,283
Weeks Claimed	798	789	15,237
Gross Amount of Payments (\$)	\$141,140	\$148,324	\$5,027,892

<b>SUPPLEMENTAL UI for DISLOCATED WORKERS (SUD)</b>			
Initial Claims	21	24	760
Weeks Claimed	393	382	14,471
Gross Amount of Payments (\$)	\$158,915	\$132,239	\$5,082,310



For current and historic UI reports, visit:



<http://www.oregon.gov/EMPLOY/Agency/Pages/UI-Reports.as>



(503) 947-1360



<b>Week # :</b>	<b>27</b>
<b>Ending:</b>	<b>July 11, 2015</b>

<b>SELF EMPLOYMENT (SEA) MONTHLY</b>		<b>June 2015</b>	<b>Cumulative</b>
Referred		82	567
Enrolled		82	567
Completed		64	370
<b>Weeks Claimed</b>	<b>385</b>	<b>1,492</b>	<b>8,859</b>
<b>Gross Amount of Payments (\$)</b>	<b>168,607</b>	<b>\$663,997</b>	<b>\$3,934,732</b>

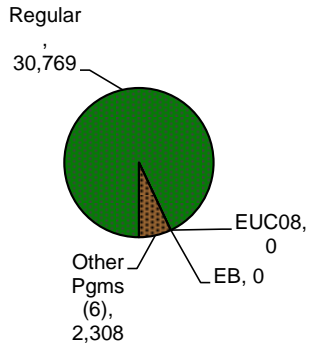
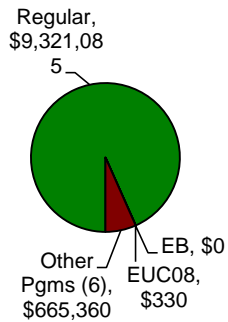
These are MONTHLY counts; data in BOLD is weekly.

<b>EMERGENCY UNEMPLOYMENT COMPENSATION 08 (EUC08)</b>	<b>This Week</b>	<b>Last Week</b>	<b>Cumulative</b>
Initial Claims (Excl. Liable)	1	0	8
Weeks Claimed (Excl. Liable)	0	0	25
Gross Amount of Payments (\$)	\$330	\$14	\$24,937
Number Exhausting Tier 1 Benefits	0	0	3
Number Exhausting Tier 2 Benefits	0	0	0
Number Exhausting Tier Z Benefits (14th week of Tier 2)	0	0	0
Number Exhausting Tier 3 Benefits	0	0	0
Number Exhausting Tier 4 Benefits	0	0	0

EUC began 07/06/2008

**Benefits Paid - By Program**  
**Total: \$9,986,775**

**Weeks Claimed - By Program**  
**Total: 33,077**



<sup>6</sup> Other Programs Include AB, TRA, TAA, WS, TUI, SUD, SEA  
 For current and historic UI reports, visit:

<http://www.oregon.gov/EMPLOY/Agency/Pages/UI-Reports.aspx>

