

UNEMPLOYMENT INSURANCE WEEKLY STATISTICS

State of Oregon
EMPLOYMENT DEPARTMENT
 UI Operations and Program Support

 (503) 947-1360
 Stephni.K.Hutton@oregon.gov
 www.oregon.gov

LABOR FORCE DATA		Last Month	Prior Month	Last Year
		June 2015	May 2015	June 2014
Oregon Civilian Labor Force		1,936,883	1,923,737	1,951,026
Total Number Unemployed		111,752	101,907	132,732
UNEMPLOYMENT RATES (CIVILIAN) (%)		Labor Force & Rate Data: www.QualityInfo.org		
Total Unemployment:	Oregon	5.80%	5.30%	6.80%
	National	5.50%	5.30%	6.30%
Seasonally Adjusted:	Oregon	5.50%	5.30%	7.00%
	National	5.30%	5.50%	6.10%

Week # :	28		THIS WEEK		LAST WEEK		Last Month	Prior Month	Last Year
	Ending:	July 18, 2015	2015	2014	2015	2014	June 2015	May 2015	June 2014
UNEMPLOYMENT RATES (%)									
Insured Unemployment: Oregon		1.80	2.34	1.86	2.12	1.69	1.70	2.03	
EB Trigger ¹		1.80	2.26	1.81	2.28				
Adjusted Insured Unemployment		2.31	2.92	2.32	2.94				
National Average TUR ²		5.30	6.90	5.30	6.90				
REGULAR CLAIMS (UI, UCFE, UCX)									
Initial Claims (Excl. Liable) ³		5,006	5,985	5,841	5,584	20,296	18,081	21,632	
Oregon - New		3,236	3,196	3,314	3,056	10,958	8,793	11,774	
Additional		1,770	2,789	2,527	2,528	8,581	8,448	9,858	
Interstate - Agent		0	0	0	0	757	840	0	
Interstate - Liable		192	243	206	217	843	839	791	
Weeks Claimed (Excl. Liable) ³		30,380	36,855	30,769	33,391	125,299	130,680	145,723	
Oregon		30,380	36,855	30,769	33,391	117,492	122,361	136,978	
Interstate - Agent		0	0	0	0	7,807	8,319	8,745	
Interstate - Liable		1,442	1,837	1,446	1,669	5,515	6,073	6,842	
New Combined Wage Claims		102	152	99	118	442	403	454	
Non-monetary Determinations & Redeter.		1,962	2,211	1,727	1,679	6,546	6,735	7,189	
PAYMENTS: REGULAR BENEFITS									
First Payments		2,250	2,206	1,828	2,125	7,886	6,651	7,059	
Payments Issued		28,449	35,319	28,772	32,161	112,692	119,484	133,263	
Gross Amount of Payments (\$) ³		\$9,253,725	10,708,619	\$9,321,085	9,687,718	\$36,713,022	\$38,530,195	40,489,468	
Average Check Amount (\$) ³		\$325	303	\$324	301	\$326	\$322	304	
Number Exhausting Benefits		775	1,034	517	642	2,939	2,785	2,979	
TRUST FUND									
Balance (in Millions) (\$)		\$2,565.04	\$2,043.54	\$2,565.66	\$2,049.51	\$2,557.84	\$2,595.59	\$2,045.27	

¹ EB Trigger Graph: <http://www.oregon.gov/EMPLOY/Agency/Documents/Current%20Unemployment%20Insurance%20Reports/IUR.pdf>
² NTUR: Unemployment Compensation Amendment Of 1992 specifies that a 2 month average NTUR be used to determine duration levels. ³ Excludes WORKSHARE program

For current and historic UI reports, visit: <http://www.oregon.gov/EMPLOY/Agency/Pages/UI-Reports.aspx>

Week # :	28
Ending:	July 18, 2015

	This Week	Last Week	Cumulative YTD
EXTENDED BENEFITS (EB)			
Initial Claims (Excl. Liable)	0	0	1
Weeks Claimed (Excl. Liable)	0	0	0
Gross Amount of Payments (\$)	\$0	\$0	\$0
Number Exhausting Benefits	0	0	0

Oregon HEB Trigger "OFF" 04/07/2012.

http://www.workforcesecurity.doleta.gov/unemploy/claims_arch.asp

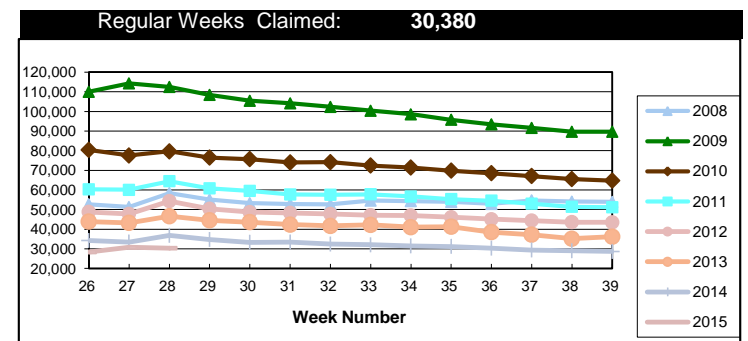
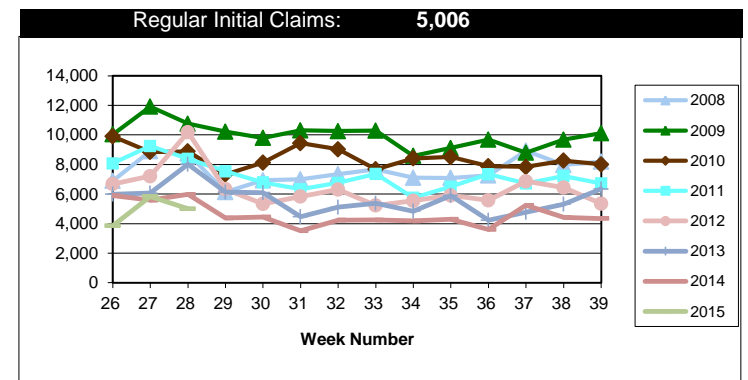
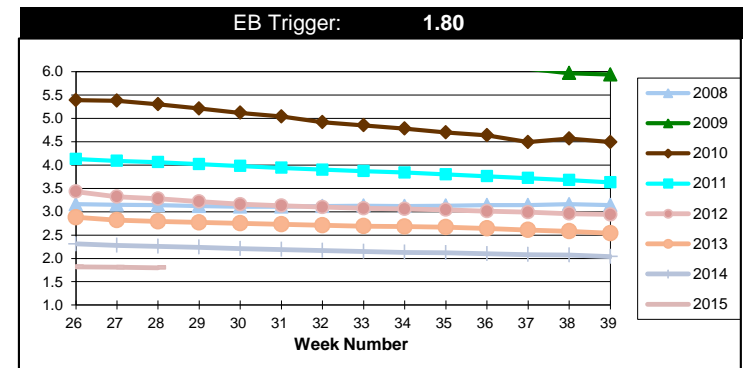
Misc Additional Benefits (AB)			
Initial Claims (Excl. Liable)	0	0	2
Weeks Claimed (Excl. Liable)	4	5	140
Gross Amount of Payments (\$)	0	0	\$0
Number Exhausting Benefits	0	0	0

TRADE ADJUSTMENT ACT (TRA)			
Training Plans	6	0	65
Initial Claims	18	31	280
Weeks Claimed	259	271	10,558
Gross Amount of TRA Payments (\$)	\$117,444	\$123,726	\$4,776,535
Certifications	0	0	2
Gross Amount of A/RTAA Payments (\$)	47,644	50,611	\$2,645,644

WORKSHARE PROGRAM (WS)			
Initial Claims	51	210	1,337
Weeks Claimed	614	456	8,321
Gross Amount of Payments (\$)	\$56,629	\$22,361	\$734,436
# of Workshare Plans	150	150	4,051

TRAINING UI (TUI)			
Applications Accepted	46	50	1,531
Approved	39	44	1,322
Weeks Claimed	792	798	16,029
Gross Amount of Payments (\$)	\$144,348	\$141,140	\$5,172,240

SUPPLEMENTAL UI for DISLOCATED WORKERS (SUD)			
Initial Claims	26	21	786
Weeks Claimed	372	393	14,843
Gross Amount of Payments (\$)	\$145,115	\$158,915	\$5,227,425



For current and historic UI reports, visit:



<http://www.oregon.gov/EMPLOY/Agency/Pages/UI-Reports.as>



(503) 947-1360



Week # :	28
Ending:	July 18, 2015

SELF EMPLOYMENT (SEA) MONTHLY		June 2015	Cumulative
Referred		82	567
Enrolled		82	567
Completed		64	370
Weeks Claimed	393	1,492	9,252
Gross Amount of Payments (\$)	178,432	\$663,997	\$4,113,164

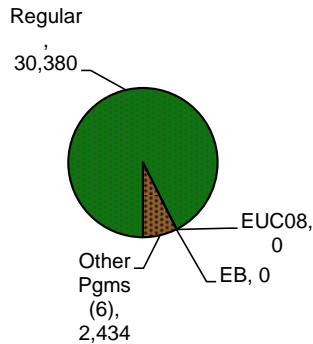
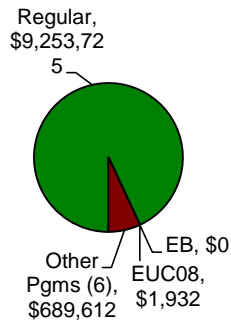
These are MONTHLY counts; data in BOLD is weekly.

EMERGENCY UNEMPLOYMENT COMPENSATION 08 (EUC08)	This Week	Last Week	Cumulative
Initial Claims (Excl. Liable)	1	1	9
Weeks Claimed (Excl. Liable)	0	0	25
Gross Amount of Payments (\$)	\$1,932	\$330	\$26,869
Number Exhausting Tier 1 Benefits	0	0	3
Number Exhausting Tier 2 Benefits	0	0	0
Number Exhausting Tier Z Benefits (14th week of Tier 2)	0	0	0
Number Exhausting Tier 3 Benefits	0	0	0
Number Exhausting Tier 4 Benefits	0	0	0

EUC began 07/06/2008

Benefits Paid - By Program
Total: \$9,945,269

Weeks Claimed - By Program
Total: 32,814



⁶ Other Programs Include AB, TRA, TAA, WS, TUI, SUD, SEA
 For current and historic UI reports, visit:

<http://www.oregon.gov/EMPLOY/Agency/Pages/UI-Reports.aspx>

