

UNEMPLOYMENT INSURANCE WEEKLY STATISTICS

State of Oregon
EMPLOYMENT DEPARTMENT
 UI Operations and Program Support

 (503) 947-1360
 Stepheni.K.Hutton@oregon.gov
 www.oregon.gov

LABOR FORCE DATA		Last Month	Prior Month	Last Year
		June 2015	May 2015	June 2014
Oregon Civilian Labor Force		1,936,883	1,923,737	1,951,026
Total Number Unemployed		111,752	101,907	132,732
UNEMPLOYMENT RATES (CIVILIAN) (%)		Labor Force & Rate Data: www.QualityInfo.org		
Total Unemployment:	Oregon	5.80%	5.30%	6.80%
	National	5.50%	5.30%	6.30%
Seasonally Adjusted:	Oregon	5.50%	5.30%	7.00%
	National	5.30%	5.50%	6.10%

Week # :	29		THIS WEEK		LAST WEEK		Last Month	Prior Month	Last Year
	Ending:	July 25, 2015	2015	2014	2015	2014	June 2015	May 2015	June 2014
UNEMPLOYMENT RATES (%)									
Insured Unemployment: Oregon			1.81	2.22	1.80	2.34	1.69	1.70	2.03
EB Trigger ¹			1.79	2.24	1.80	2.26			
Adjusted Insured Unemployment			2.30	2.90	2.31	2.92			
National Average TUR ²			5.30	6.90	5.30	6.90			
REGULAR CLAIMS (UI, UCFE, UCX)									
Initial Claims (Excl. Liable) ³			3,644	4,386	5,006	5,985	20,296	18,081	21,632
Oregon - New			1,870	2,575	3,236	3,196	10,958	8,793	11,774
Additional			1,774	1,811	1,770	2,789	8,581	8,448	9,858
Interstate - Agent			0	0	0	0	757	840	0
Interstate - Liable			140	182	192	243	843	839	791
Weeks Claimed (Excl. Liable) ³			29,564	34,780	30,380	36,855	125,299	130,680	145,723
Oregon			29,564	34,780	30,380	36,855	117,492	122,361	136,978
Interstate - Agent			0	0	0	0	7,807	8,319	8,745
Interstate - Liable			1,376	1,793	1,442	1,837	5,515	6,073	6,842
New Combined Wage Claims			105	126	102	152	442	403	454
Non-monetary Determinations & Redeter.			1,816	2,210	1,962	2,211	6,546	6,735	7,189
PAYMENTS: REGULAR BENEFITS									
First Payments			1,919	2,663	2,250	2,206	7,886	6,651	7,059
Payments Issued			27,866	33,727	28,449	35,319	112,692	119,484	133,263
Gross Amount of Payments (\$) ³			\$9,026,099	10,314,122	\$9,253,725	10,708,619	\$36,713,022	\$38,530,195	40,489,468
Average Check Amount (\$) ³			\$324	306	\$325	303	\$326	\$322	304
Number Exhausting Benefits			658	852	775	1,034	2,939	2,785	2,979
TRUST FUND									
Balance (in Millions) (\$)			\$2,569.44	\$2,043.14	\$2,565.04	\$2,043.54	\$2,557.84	\$2,595.59	\$2,045.27

¹ EB Trigger Graph:

<http://www.oregon.gov/EMPLOY/Agency/Documents/Current%20Unemployment%20Insurance%20Reports/IUR.pdf>

² NTUR: Unemployment Compensation Amendment Of 1992 specifies that a 2 month average NTUR be used to determine duration levels.

³ Excludes WORKSHARE program

For current and historic UI reports, visit:

<http://www.oregon.gov/EMPLOY/Agency/Pages/UI-Reports.aspx>

Week # :	29
Ending:	July 25, 2015

	This Week	Last Week	Cumulative YTD
EXTENDED BENEFITS (EB)			
Initial Claims (Excl. Liable)	0	0	1
Weeks Claimed (Excl. Liable)	0	0	0
Gross Amount of Payments (\$)	\$0	\$0	\$0
Number Exhausting Benefits	0	0	0

Oregon HEB Trigger "OFF" 04/07/2012.

http://www.workforcesecurity.doleta.gov/unemploy/claims_arch.asp

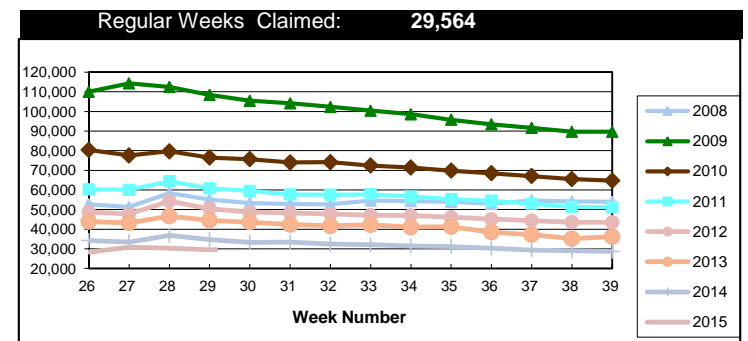
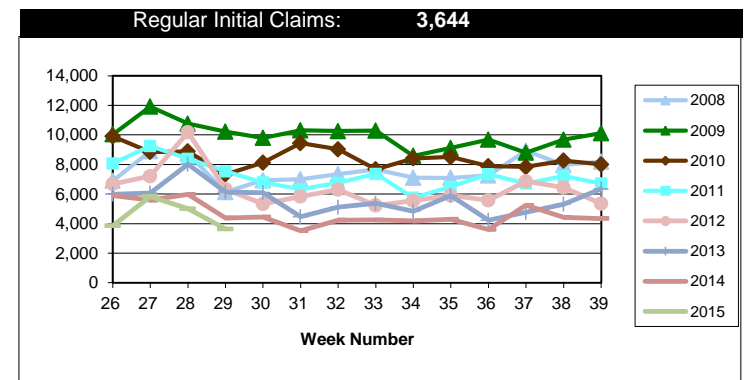
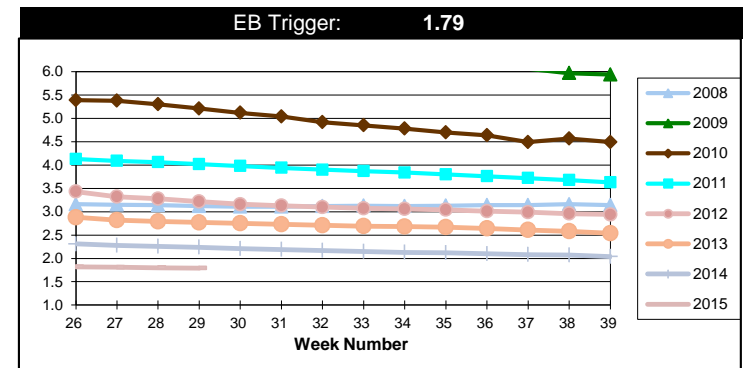
Misc Additional Benefits (AB)			
Initial Claims (Excl. Liable)	1	0	3
Weeks Claimed (Excl. Liable)	5	4	145
Gross Amount of Payments (\$)	0	0	\$0
Number Exhausting Benefits	0	0	0

TRADE ADJUSTMENT ACT (TRA)			
Training Plans	2	6	67
Initial Claims	14	18	294
Weeks Claimed	275	259	10,833
Gross Amount of TRA Payments (\$)	\$124,599	\$117,444	\$4,901,134
Certifications	0	0	2
Gross Amount of A/RTAA Payments (\$)	86,828	47,644	\$2,732,472

WORKSHARE PROGRAM (WS)			
Initial Claims	62	51	1,399
Weeks Claimed	384	614	8,705
Gross Amount of Payments (\$)	\$35,296	\$56,629	\$769,732
# of Workshare Plans	151	150	4,202

TRAINING UI (TUI)			
Applications Accepted	48	46	1,579
Approved	39	39	1,361
Weeks Claimed	783	792	16,812
Gross Amount of Payments (\$)	\$143,893	\$144,348	\$5,316,133

SUPPLEMENTAL UI for DISLOCATED WORKERS (SUD)			
Initial Claims	24	26	810
Weeks Claimed	382	372	15,225
Gross Amount of Payments (\$)	\$151,976	\$145,115	\$5,379,401



For current and historic UI reports, visit:



<http://www.oregon.gov/EMPLOY/Agency/Pages/UI-Reports.as>



(503) 947-1360



Week # :	29
Ending:	July 25, 2015

SELF EMPLOYMENT (SEA) MONTHLY		June 2015	Cumulative
Referred		82	567
Enrolled		82	567
Completed		64	370
Weeks Claimed	367	1,492	9,619
Gross Amount of Payments (\$)	164,404	\$663,997	\$4,277,568

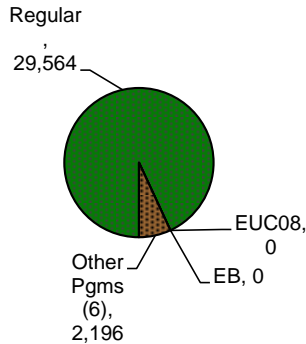
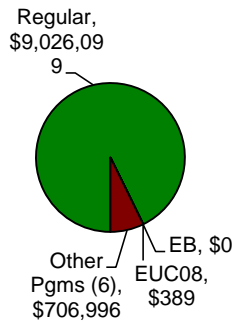
These are MONTHLY counts; data in BOLD is weekly.

EMERGENCY UNEMPLOYMENT COMPENSATION 08 (EUC08)	This Week	Last Week	Cumulative
Initial Claims (Excl. Liable)	0	1	9
Weeks Claimed (Excl. Liable)	0	0	25
Gross Amount of Payments (\$)	\$389	\$1,932	\$27,258
Number Exhausting Tier 1 Benefits	0	0	3
Number Exhausting Tier 2 Benefits	0	0	0
Number Exhausting Tier Z Benefits (14th week of Tier 2)	0	0	0
Number Exhausting Tier 3 Benefits	0	0	0
Number Exhausting Tier 4 Benefits	0	0	0

EUC began 07/06/2008

Benefits Paid - By Program
Total: **\$9,733,484**

Weeks Claimed - By Program
Total: **31,760**



⁶ Other Programs Include AB, TRA, TAA, WS, TUI, SUD, SEA
For current and historic UI reports, visit:

<http://www.oregon.gov/EMPLOY/Agency/Pages/UI-Reports.aspx>

