

UNEMPLOYMENT INSURANCE WEEKLY STATISTICS

State of Oregon
EMPLOYMENT DEPARTMENT
 UI Operations and Program Support

☎ (503) 947-1360
 ✉ Stepheni.K.Hutton@oregon.gov
 🌐 www.oregon.gov

LABOR FORCE DATA		Last Month	Prior Month	Last Year
		June 2015	May 2015	June 2014
Oregon Civilian Labor Force		1,936,883	1,923,737	1,951,026
Total Number Unemployed		111,752	101,907	132,732
UNEMPLOYMENT RATES (CIVILIAN) (%)		Labor Force & Rate Data: www.QualityInfo.org		
Total Unemployment:	Oregon	5.80%	5.30%	6.80%
	National	5.50%	5.30%	6.30%
Seasonally Adjusted:	Oregon	5.50%	5.30%	7.00%
	National	5.30%	5.50%	6.10%

Week # :	30		THIS WEEK		LAST WEEK		Last Month	Prior Month	Last Year
	Ending:	August 1, 2015	2015	2014	2015	2014	June 2015	May 2015	June 2014
UNEMPLOYMENT RATES (%)									
Insured Unemployment: Oregon		1.82	2.13	1.81	2.22	1.69	1.70	2.03	
EB Trigger ¹		1.78	2.21	1.79	2.24				
Adjusted Insured Unemployment		2.27	2.88	2.30	2.90				
National Average TUR ²		5.30	6.80	5.30	6.90				
REGULAR CLAIMS (UI, UCFE, UCX)									
Initial Claims (Excl. Liable) ³		3,805	4,454	3,644	4,386	20,296	18,081	21,632	
Oregon - New		1,812	2,523	1,870	2,575	10,958	8,793	11,774	
Additional		1,993	1,931	1,774	1,811	8,581	8,448	9,858	
Interstate - Agent		0	0	0	0	757	840	0	
Interstate - Liable		123	187	140	182	843	839	791	
Weeks Claimed (Excl. Liable) ³		29,652	33,341	29,564	34,780	125,299	130,680	145,723	
Oregon		29,652	33,341	29,564	34,780	117,492	122,361	136,978	
Interstate - Agent		0	0	0	0	7,807	8,319	8,745	
Interstate - Liable		1,382	1,758	1,376	1,793	5,515	6,073	6,842	
New Combined Wage Claims		83	132	105	126	442	403	454	
Non-monetary Determinations & Redeter.		1,556	2,163	1,816	2,210	6,546	6,735	7,189	
PAYMENTS: REGULAR BENEFITS									
First Payments		1,585	2,143	1,919	2,663	7,886	6,651	7,059	
Payments Issued		27,868	32,992	27,866	33,727	112,692	119,484	133,263	
Gross Amount of Payments (\$) ³		\$9,098,820	10,063,098	\$9,026,099	10,314,122	\$36,713,022	\$38,530,195	40,489,468	
Average Check Amount (\$) ³		\$326	305	\$324	306	\$326	\$322	304	
Number Exhausting Benefits		573	811	658	852	2,939	2,785	2,979	
TRUST FUND									
Balance (in Millions) (\$)		\$2,583.18	\$2,044.97	\$2,569.44	\$2,043.14	\$2,557.84	\$2,595.59	\$2,045.27	

¹ EB Trigger Graph:

<http://www.oregon.gov/EMPLOY/Agency/Documents/Current%20Unemployment%20Insurance%20Reports/IUR.pdf>

² NTUR: Unemployment Compensation Amendment Of 1992 specifies that a 2 month average NTUR be used to determine duration levels.

³ Excludes WORKSHARE program

For current and historic UI reports, visit:

<http://www.oregon.gov/EMPLOY/Agency/Pages/UI-Reports.aspx>

Week # :	30
Ending:	August 1, 2015

	This Week	Last Week	Cumulative YTD
EXTENDED BENEFITS (EB)			
Initial Claims (Excl. Liable)	0	0	1
Weeks Claimed (Excl. Liable)	0	0	0
Gross Amount of Payments (\$)	\$0	\$0	\$0
Number Exhausting Benefits	0	0	0

Oregon HEB Trigger "OFF" 04/07/2012.

http://www.workforcesecurity.doleta.gov/unemploy/claims_arch.asp

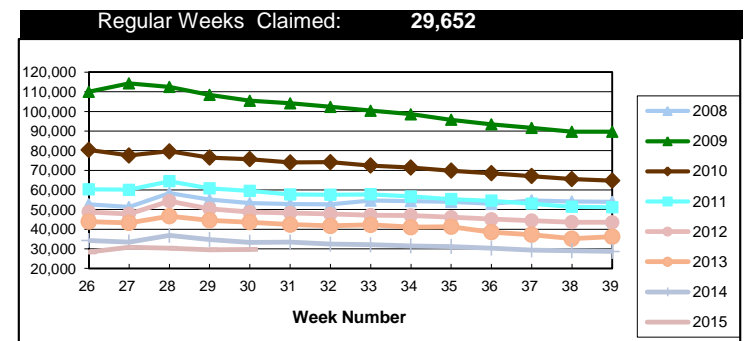
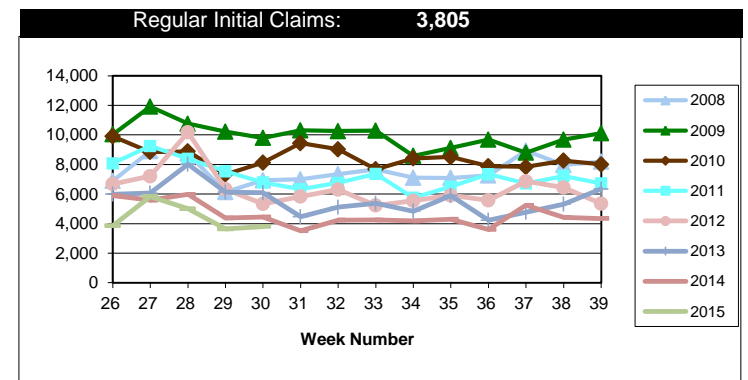
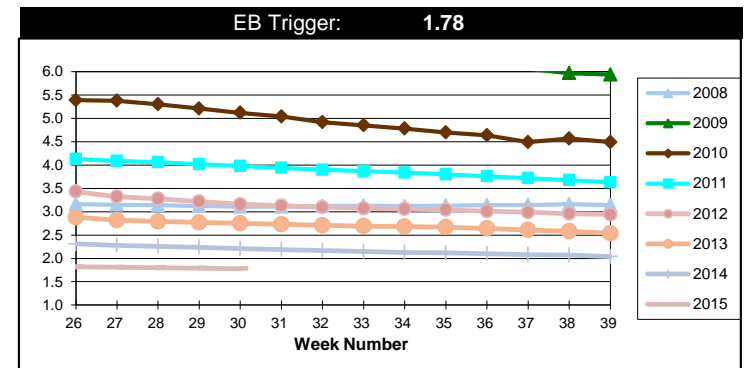
Misc Additional Benefits (AB)			
Initial Claims (Excl. Liable)	0	1	3
Weeks Claimed (Excl. Liable)	3	5	148
Gross Amount of Payments (\$)	0	0	\$0
Number Exhausting Benefits	0	0	0

TRADE ADJUSTMENT ACT (TRA)			
Training Plans	0	2	67
Initial Claims	6	14	300
Weeks Claimed	265	275	11,098
Gross Amount of TRA Payments (\$)	\$118,911	\$124,599	\$5,020,045
Certifications	0	0	2
Gross Amount of A/RTAA Payments (\$)	87,670	86,828	\$2,820,142

WORKSHARE PROGRAM (WS)			
Initial Claims	11	62	1,410
Weeks Claimed	338	384	9,043
Gross Amount of Payments (\$)	\$34,692	\$35,296	\$804,424
# of Workshare Plans	153	151	4,355

TRAINING UI (TUI)			
Applications Accepted	21	48	1,600
Approved	19	39	1,380
Weeks Claimed	771	783	17,583
Gross Amount of Payments (\$)	\$142,692	\$143,893	\$5,458,825

SUPPLEMENTAL UI for DISLOCATED WORKERS (SUD)			
Initial Claims	13	24	823
Weeks Claimed	385	382	15,610
Gross Amount of Payments (\$)	\$148,616	\$151,976	\$5,528,017



For current and historic UI reports, visit:



<http://www.oregon.gov/EMPLOY/Agency/Pages/UI-Reports.as>



(503) 947-1360



Week # :	30
Ending:	August 1, 2015

SELF EMPLOYMENT (SEA) MONTHLY		June 2015	Cumulative
Referred		82	567
Enrolled		82	567
Completed		64	370
Weeks Claimed	367	1,492	9,986
Gross Amount of Payments (\$)	165,220	\$663,997	\$4,442,788

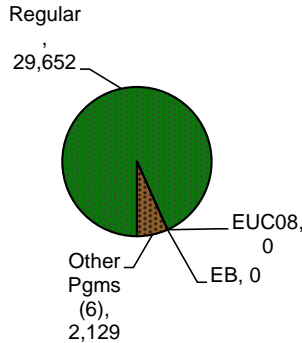
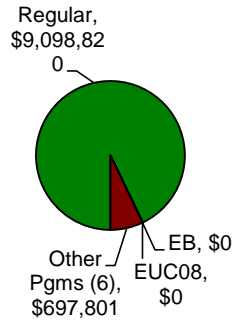
These are MONTHLY counts; data in BOLD is weekly.

EMERGENCY UNEMPLOYMENT COMPENSATION 08 (EUC08)	This Week	Last Week	Cumulative
Initial Claims (Excl. Liable)	1	0	10
Weeks Claimed (Excl. Liable)	0	0	25
Gross Amount of Payments (\$)	\$0	\$389	\$27,258
Number Exhausting Tier 1 Benefits	0	0	3
Number Exhausting Tier 2 Benefits	0	0	0
Number Exhausting Tier Z Benefits (14th week of Tier 2)	0	0	0
Number Exhausting Tier 3 Benefits	0	0	0
Number Exhausting Tier 4 Benefits	0	0	0

EUC began 07/06/2008

Benefits Paid - By Program
Total: \$9,796,621

Weeks Claimed - By Program
Total: 31,781



⁶ Other Programs Include AB, TRA, TAA, WS, TUI, SUD, SEA
 For current and historic UI reports, visit:

<http://www.oregon.gov/EMPLOY/Agency/Pages/UI-Reports.aspx>

