

UNEMPLOYMENT INSURANCE WEEKLY STATISTICS

State of Oregon
EMPLOYMENT DEPARTMENT
 UI Operations and Program Support

☎ (503) 947-1360
 ✉ Stepheni.K.Hutton@oregon.gov
 🌐 www.oregon.gov

LABOR FORCE DATA		Last Month	Prior Month	Last Year
		July 2015	June 2015	July 2014
Oregon Civilian Labor Force		1,956,050	1,936,947	1,966,615
Total Number Unemployed		122,433	111,817	137,801

UNEMPLOYMENT RATES (CIVILIAN) (%)		Labor Force & Rate Data: www.QualityInfo.org			
		Total Unemployment:	Oregon	National	
Total Unemployment:		Oregon	6.30%	5.80%	7.00%
		National	5.60%	5.50%	6.50%
Seasonally Adjusted:		Oregon	5.90%	5.50%	7.00%
		National	5.30%	5.30%	6.20%

Week # :	31
Ending:	August 8, 2015

	THIS WEEK		LAST WEEK		Last Month	Prior Month	Last Year
	2015	2014	2015	2014	July 2015	June 2015	July 2014
UNEMPLOYMENT RATES (%)							
Insured Unemployment: Oregon	1.78	2.13	1.82	2.13	2.11	1.69	2.50
EB Trigger ¹	1.78	2.19	1.78	2.21			
Adjusted Insured Unemployment	2.26	2.85	2.27	2.88			
National Average TUR ²	5.30	6.80	5.30	6.80			
REGULAR CLAIMS (UI, UCFE, UCX)							
Initial Claims (Excl. Liable)³	4,281	3,521	3,805	4,454	23,481	20,296	24,254
Oregon - New	2,356	1,760	1,812	2,523	12,407	10,958	13,371
Additional	1,925	1,761	1,993	1,931	10,039	8,581	10,883
Interstate - Agent	0	0	0	0	1,035	757	0
Interstate - Liable	173	171	123	187	810	843	1,000
Weeks Claimed (Excl. Liable)³	29,669	33,410	29,652	33,341	160,752	125,299	185,166
Oregon	29,669	33,410	29,652	33,341	151,361	117,492	174,849
Interstate - Agent	0	0	0	0	9,391	7,807	10,317
Interstate - Liable	1,348	1,740	1,382	1,758	7,000	5,515	8,797
New Combined Wage Claims	80	97	83	132	433	442	625
Non-monetary Determinations & Redeter.	1,578	1,930	1,556	2,163	8,426	6,546	10,193
PAYMENTS: REGULAR BENEFITS							
First Payments	1,763	1,890	1,585	2,143	7,963	7,886	11,027
Payments Issued	28,898	32,751	27,868	32,992	28,898	112,692	166,950
Gross Amount of Payments (\$) ³	\$9,428,736	9,987,307	\$9,098,820	10,063,098	\$9,428,736	\$36,713,022	50,760,864
Average Check Amount (\$) ³	\$326	305	\$326	305	\$326	\$326	304
Number Exhausting Benefits	639	785	573	811	2,578	2,939	4,124
TRUST FUND							
Balance (in Millions) (\$)	\$2,762.8	\$2,058.93	\$2,583.18	\$2,044.97	\$2,583.18	\$2,557.84	\$2,053.56

¹ EB Trigger Graph: <http://www.oregon.gov/EMPLOY/Agency/Documents/Current%20Unemployment%20Insurance%20Reports/IUR.pdf>
² NTUR: Unemployment Compensation Amendment of 1992 specifies that a 2 month average NTUR be used to determine duration levels. ³ Excludes WORKSHARE program

For current and historic UI reports, visit: <http://www.oregon.gov/EMPLOY/Agency/Pages/UI-Reports.aspx>

Week # :	31
Ending:	August 8, 2015

	This Week	Last Week	Cumulative YTD
EXTENDED BENEFITS (EB)			
Initial Claims (Excl. Liable)	0	0	1
Weeks Claimed (Excl. Liable)	0	0	0
Gross Amount of Payments (\$)	\$0	\$0	\$0
Number Exhausting Benefits	0	0	0

Oregon HEB Trigger "OFF" 04/07/2012.

http://www.workforcesecurity.doleta.gov/unemploy/claims_arch.asp

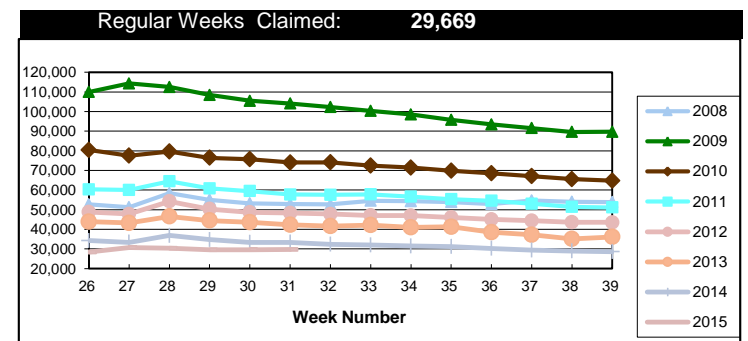
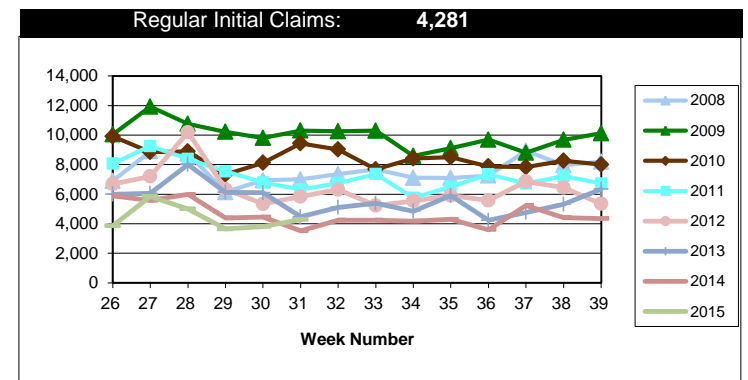
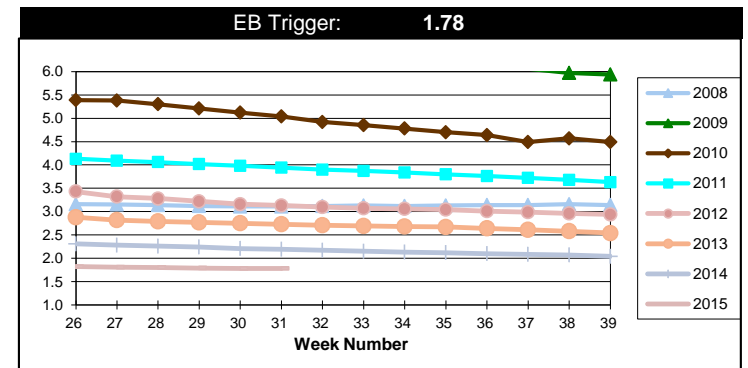
Misc Additional Benefits (AB)			
Initial Claims (Excl. Liable)	0	0	3
Weeks Claimed (Excl. Liable)	3	3	151
Gross Amount of Payments (\$)	0	0	\$0
Number Exhausting Benefits	0	0	0

TRADE ADJUSTMENT ACT (TRA)			
Training Plans	2	0	69
Initial Claims	1	6	301
Weeks Claimed	255	265	11,353
Gross Amount of TRA Payments (\$)	\$114,144	\$118,911	\$5,134,189
Certifications	0	0	2
Gross Amount of A/RTAA Payments (\$)	114,532	87,670	\$2,934,674

WORKSHARE PROGRAM (WS)			
Initial Claims	140	11	1,550
Weeks Claimed	520	338	9,563
Gross Amount of Payments (\$)	\$48,918	\$34,692	\$853,342
# of Workshare Plans	151	153	4,506

TRAINING UI (TUI)			
Applications Accepted	24	21	1,624
Approved	23	19	1,403
Weeks Claimed	760	771	18,343
Gross Amount of Payments (\$)	\$135,082	\$142,692	\$5,593,907

SUPPLEMENTAL UI for DISLOCATED WORKERS (SUD)			
Initial Claims	14	13	837
Weeks Claimed	377	385	15,987
Gross Amount of Payments (\$)	\$148,098	\$148,616	\$5,676,115



For current and historic UI reports, visit:



<http://www.oregon.gov/EMPLOY/Agency/Pages/UI-Reports.as>



(503) 947-1360



Week # :	31
Ending:	August 8, 2015

SELF EMPLOYMENT (SEA) MONTHLY		July 2015	Cumulative
Referred		76	567
Enrolled		76	567
Completed		63	370
Weeks Claimed	345	1,885	10,331
Gross Amount of Payments (\$)	160,501	\$840,016	\$4,603,289

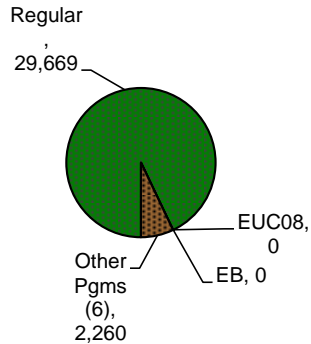
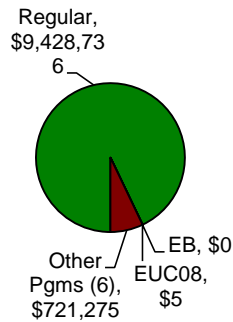
These are MONTHLY counts; data in BOLD is weekly.

EMERGENCY UNEMPLOYMENT COMPENSATION 08 (EUC08)	This Week	Last Week	Cumulative
Initial Claims (Excl. Liable)	1	1	11
Weeks Claimed (Excl. Liable)	0	0	25
Gross Amount of Payments (\$)	\$5	\$0	\$27,263
Number Exhausting Tier 1 Benefits	1	0	4
Number Exhausting Tier 2 Benefits	0	0	0
Number Exhausting Tier Z Benefits (14th week of Tier 2)	0	0	0
Number Exhausting Tier 3 Benefits	0	0	0
Number Exhausting Tier 4 Benefits	0	0	0

EUC began 07/06/2008

Benefits Paid - By Program
Total: \$10,150,016

Weeks Claimed - By Program
Total: 31,929



⁶ Other Programs Include AB, TRA, TAA, WS, TUI, SUD, SEA
 For current and historic UI reports, visit:

<http://www.oregon.gov/EMPLOY/Agency/Pages/UI-Reports.aspx>

