

UNEMPLOYMENT INSURANCE WEEKLY STATISTICS

State of Oregon
EMPLOYMENT DEPARTMENT
 UI Operations and Program Support

☎ (503) 947-1360
 ✉ Stepheni.K.Hutton@oregon.gov
 🌐 www.oregon.gov

LABOR FORCE DATA		Last Month	Prior Month	Last Year
		July 2015	June 2015	July 2014
Oregon Civilian Labor Force		1,956,050	1,936,947	1,966,615
Total Number Unemployed		122,433	111,817	137,801
UNEMPLOYMENT RATES (CIVILIAN) (%)		Labor Force & Rate Data: www.QualityInfo.org		
Total Unemployment:	Oregon	6.30%	5.80%	7.00%
	National	5.60%	5.50%	6.50%
Seasonally Adjusted:	Oregon	5.90%	5.50%	7.00%
	National	5.30%	5.30%	6.20%

Week # :	32	THIS WEEK		LAST WEEK		Last Month	Prior Month	Last Year
	Ending:	2015	2014	2015	2014	July 2015	June 2015	July 2014
August 15, 2015								
UNEMPLOYMENT RATES (%)								
Insured Unemployment: Oregon		1.73	2.06	1.78	2.13	2.11	1.69	2.50
EB Trigger ¹		1.77	2.17	1.78	2.19			
Adjusted Insured Unemployment		2.26	2.82	2.26	2.85			
National Average TUR ²		5.30	6.80	5.30	6.80			
REGULAR CLAIMS (UI, UCFE, UCX)								
Initial Claims (Excl. Liable) ³		3,922	4,239	4,281	3,521	23,481	20,296	24,254
Oregon - New		2,313	2,494	2,356	1,760	12,407	10,958	13,371
Additional		1,609	1,745	1,925	1,761	10,039	8,581	10,883
Interstate - Agent		0	0	0	0	1,035	757	0
Interstate - Liable		151	232	173	171	810	843	1,000
Weeks Claimed (Excl. Liable) ³		28,935	32,391	29,669	33,410	160,752	125,299	185,166
Oregon		28,935	32,391	29,669	33,410	151,361	117,492	174,849
Interstate - Agent		0	0	0	0	9,391	7,807	10,317
Interstate - Liable		1,383	1,682	1,348	1,740	7,000	5,515	8,797
New Combined Wage Claims		86	112	80	97	433	442	625
Non-monetary Determinations & Redeter.		2,024	1,940	1,578	1,930	8,426	6,546	10,193
PAYMENTS: REGULAR BENEFITS								
First Payments		1,625	1,819	1,763	1,890	7,963	7,886	11,027
Payments Issued		28,520	32,225	28,898	32,751	28,898	112,692	166,950
Gross Amount of Payments (\$) ³		\$9,300,593	9,900,439	\$9,428,736	9,987,307	\$9,428,736	\$36,713,022	50,760,864
Average Check Amount (\$) ³		\$326	307	\$326	305	\$326	\$326	304
Number Exhausting Benefits		613	663	639	785	2,578	2,939	4,124
TRUST FUND								
Balance (in Millions) (\$)		\$2,762.87	\$2,252.44	\$2,762.8	\$2,058.93	\$2,583.18	\$2,557.84	\$2,053.56

¹ EB Trigger Graph: <http://www.oregon.gov/EMPLOY/Agency/Documents/Current%20Unemployment%20Insurance%20Reports/IUR.pdf>
² NTUR: Unemployment Compensation Amendment of 1992 specifies that a 2 month average NTUR be used to determine duration levels. ³ Excludes WORKSHARE program

For current and historic UI reports, visit: <http://www.oregon.gov/EMPLOY/Agency/Pages/UI-Reports.aspx>

Week # :	32
Ending:	August 15, 2015

	This Week	Last Week	Cumulative YTD
EXTENDED BENEFITS (EB)			
Initial Claims (Excl. Liable)	1	0	2
Weeks Claimed (Excl. Liable)	0	0	0
Gross Amount of Payments (\$)	\$0	\$0	\$0
Number Exhausting Benefits	0	0	0

Oregon HEB Trigger "OFF" 04/07/2012.

http://www.workforcesecurity.doleta.gov/unemploy/claims_arch.asp

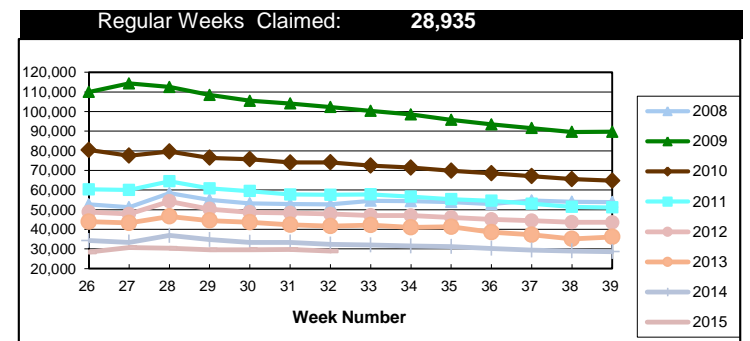
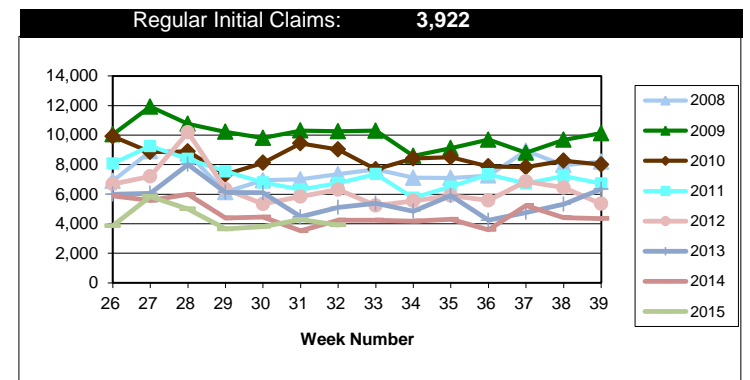
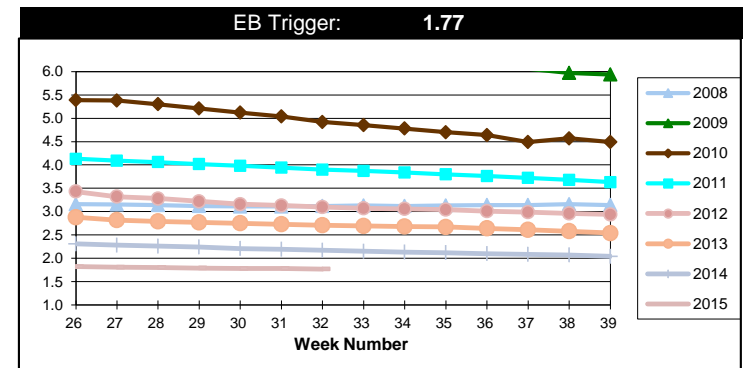
Misc Additional Benefits (AB)			
Initial Claims (Excl. Liable)	0	0	3
Weeks Claimed (Excl. Liable)	3	3	154
Gross Amount of Payments (\$)	0	0	\$0
Number Exhausting Benefits	0	0	0

TRADE ADJUSTMENT ACT (TRA)			
Training Plans	2	2	71
Initial Claims	6	1	307
Weeks Claimed	254	255	11,607
Gross Amount of TRA Payments (\$)	\$112,910	\$114,144	\$5,247,099
Certifications	1	0	3
Gross Amount of A/RTAA Payments (\$)	89,079	114,532	\$3,023,753

WORKSHARE PROGRAM (WS)			
Initial Claims	37	140	1,587
Weeks Claimed	764	520	10,327
Gross Amount of Payments (\$)	\$77,924	\$48,918	\$931,266
# of Workshare Plans	154	151	4,660

TRAINING UI (TUI)			
Applications Accepted	20	24	1,644
Approved	18	23	1,421
Weeks Claimed	741	760	19,084
Gross Amount of Payments (\$)	\$134,323	\$135,082	\$5,728,230

SUPPLEMENTAL UI for DISLOCATED WORKERS (SUD)			
Initial Claims	11	14	848
Weeks Claimed	370	377	16,357
Gross Amount of Payments (\$)	\$146,791	\$148,098	\$5,822,906



For current and historic UI reports, visit:



<http://www.oregon.gov/EMPLOY/Agency/Pages/UI-Reports.as>



(503) 947-1360



Week # :	32
Ending:	August 15, 2015

SELF EMPLOYMENT (SEA) MONTHLY		July 2015	Cumulative
Referred		76	567
Enrolled		76	567
Completed		63	370
Weeks Claimed	358	1,885	10,689
Gross Amount of Payments (\$)	161,344	\$840,016	\$4,764,633

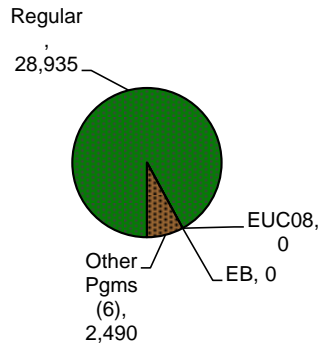
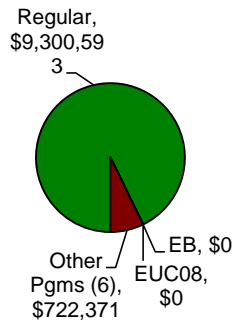
These are MONTHLY counts; data in BOLD is weekly.

EMERGENCY UNEMPLOYMENT COMPENSATION 08 (EUC08)	This Week	Last Week	Cumulative
Initial Claims (Excl. Liable)	0	1	11
Weeks Claimed (Excl. Liable)	0	0	25
Gross Amount of Payments (\$)	\$0	\$5	\$27,263
Number Exhausting Tier 1 Benefits	0	1	4
Number Exhausting Tier 2 Benefits	0	0	0
Number Exhausting Tier Z Benefits (14th week of Tier 2)	0	0	0
Number Exhausting Tier 3 Benefits	0	0	0
Number Exhausting Tier 4 Benefits	0	0	0

EUC began 07/06/2008

Benefits Paid - By Program
Total: \$10,022,964

Weeks Claimed - By Program
Total: 31,425



⁶ Other Programs Include AB, TRA, TAA, WS, TUI, SUD, SEA
 For current and historic UI reports, visit:

<http://www.oregon.gov/EMPLOY/Agency/Pages/UI-Reports.aspx>

