

UNEMPLOYMENT INSURANCE WEEKLY STATISTICS

State of Oregon
EMPLOYMENT DEPARTMENT
 UI Operations and Program Support

☎ (503) 947-1360
 ✉ Stepheni.K.Hutton@oregon.gov
 🌐 www.oregon.gov

LABOR FORCE DATA		Last Month	Prior Month	Last Year
		July 2015	June 2015	July 2014
Oregon Civilian Labor Force		1,956,050	1,936,947	1,966,615
Total Number Unemployed		122,433	111,817	137,801
UNEMPLOYMENT RATES (CIVILIAN) (%)		Labor Force & Rate Data: www.QualityInfo.org		
Total Unemployment:	Oregon	6.30%	5.80%	7.00%
	National	5.60%	5.50%	6.50%
Seasonally Adjusted:	Oregon	5.90%	5.50%	7.00%
	National	5.30%	5.30%	6.20%

Week # :	33	THIS WEEK		LAST WEEK		Last Month	Prior Month	Last Year
	Ending:	2015	2014	2015	2014	July 2015	June 2015	July 2014
UNEMPLOYMENT RATES (%)								
Insured Unemployment: Oregon	1.75	2.05	1.73	2.06	2.11	1.69	2.50	
EB Trigger ¹	1.77	2.15	1.77	2.17				
Adjusted Insured Unemployment	2.25	2.80	2.26	2.82				
National Average TUR ²	5.60	6.80	5.30	6.80				
REGULAR CLAIMS (UI, UCFE, UCX)								
Initial Claims (Excl. Liable) ³	3,783	4,248	3,922	4,239	23,481	20,296	24,254	
Oregon - New	1,908	2,513	2,313	2,494	12,407	10,958	13,371	
Additional	1,875	1,735	1,609	1,745	10,039	8,581	10,883	
Interstate - Agent	0	0	0	0	1,035	757	0	
Interstate - Liable	113	204	151	232	810	843	1,000	
Weeks Claimed (Excl. Liable) ³	28,258	32,052	28,935	32,391	160,752	125,299	185,166	
Oregon	28,258	32,052	28,935	32,391	151,361	117,492	174,849	
Interstate - Agent	0	0	0	0	9,391	7,807	10,317	
Interstate - Liable	1,351	1,731	1,383	1,682	7,000	5,515	8,797	
New Combined Wage Claims	82	111	86	112	433	442	625	
Non-monetary Determinations & Redeter.	2,084	1,948	2,024	1,940	8,426	6,546	10,193	
PAYMENTS: REGULAR BENEFITS								
First Payments	1,769	1,708	1,625	1,819	7,963	7,886	11,027	
Payments Issued	27,523	31,947	28,520	32,225	28,898	112,692	166,950	
Gross Amount of Payments (\$) ³	\$9,028,903	9,805,607	\$9,300,593	9,900,439	\$9,428,736	\$36,713,022	50,760,864	
Average Check Amount (\$) ³	\$328	307	\$326	307	\$326	\$326	304	
Number Exhausting Benefits	640	746	613	663	2,578	2,939	4,124	
TRUST FUND								
Balance (in Millions) (\$)	\$2,760.28	\$2,250.64	\$2,762.87	\$2,252.44	\$2,583.18	\$2,557.84	\$2,053.56	

¹ EB Trigger Graph: <http://www.oregon.gov/EMPLOY/Agency/Documents/Current%20Unemployment%20Insurance%20Reports/IUR.pdf>
² NTUR: Unemployment Compensation Amendment of 1992 specifies that a 2 month average NTUR be used to determine duration levels. ³ Excludes WORKSHARE program

For current and historic UI reports, visit: <http://www.oregon.gov/EMPLOY/Agency/Pages/UI-Reports.aspx>

Week # :	33		
Ending:	August 22, 2015		
	This Week	Last Week	Cumulative
EXTENDED BENEFITS (EB)			YTD
Initial Claims (Excl. Liable)	1	1	3
Weeks Claimed (Excl. Liable)	0	0	0
Gross Amount of Payments (\$)	\$0	\$0	\$0
Number Exhausting Benefits	0	0	0

Oregon HEB Trigger "OFF" 04/07/2012.

http://www.workforcesecurity.doleta.gov/unemploy/claims_arch.asp

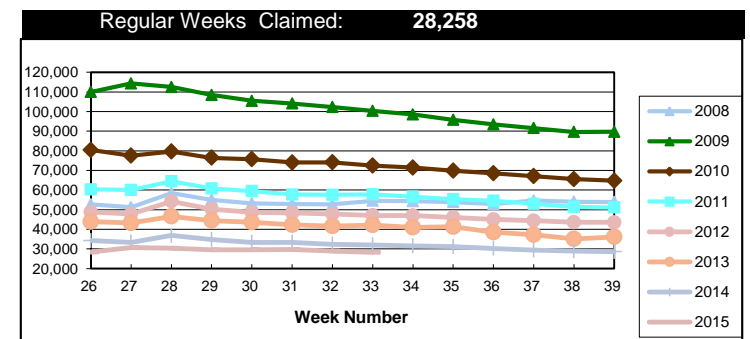
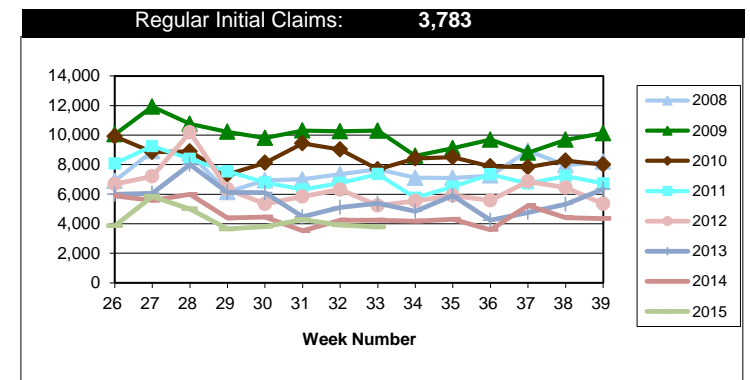
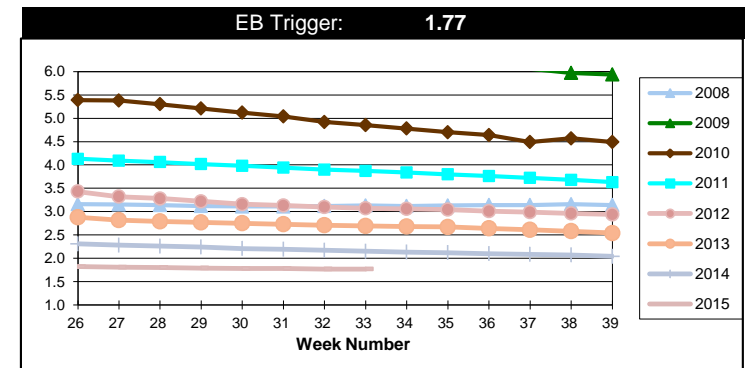
Misc Additional Benefits (AB)			
Initial Claims (Excl. Liable)	0	0	3
Weeks Claimed (Excl. Liable)	3	3	157
Gross Amount of Payments (\$)	0	0	\$0
Number Exhausting Benefits	0	0	0

TRADE ADJUSTMENT ACT (TRA)			
Training Plans	2	2	73
Initial Claims	1	6	308
Weeks Claimed	259	254	11,866
Gross Amount of TRA Payments (\$)	\$115,672	\$112,910	\$5,362,771
Certifications	0	1	3
Gross Amount of A/RTAA Payments (\$)	78,228	89,079	\$3,101,981

WORKSHARE PROGRAM (WS)			
Initial Claims	177	37	1,764
Weeks Claimed	445	764	10,772
Gross Amount of Payments (\$)	\$42,404	\$77,924	\$973,670
# of Workshare Plans	155	154	4,815

TRAINING UI (TUI)			
Applications Accepted	58	20	1,702
Approved	55	18	1,476
Weeks Claimed	732	741	19,816
Gross Amount of Payments (\$)	\$131,497	\$134,323	\$5,859,727

SUPPLEMENTAL UI for DISLOCATED WORKERS (SUD)			
Initial Claims	15	11	863
Weeks Claimed	368	370	16,725
Gross Amount of Payments (\$)	\$144,396	\$146,791	\$5,967,302



For current and historic UI reports, visit:



<http://www.oregon.gov/EMPLOY/Agency/Pages/UI-Reports.as>



(503) 947-1360



Week # :	33
Ending:	August 22, 2015

SELF EMPLOYMENT (SEA) MONTHLY		July 2015	Cumulative
Referred		76	636
Enrolled		76	636
Completed		63	449
Weeks Claimed	348	1,885	11,037
Gross Amount of Payments (\$)	154,720	\$840,016	\$4,919,353

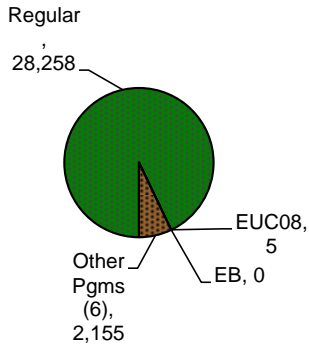
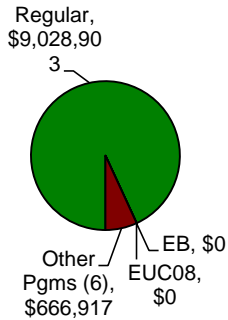
These are MONTHLY counts; data in BOLD is weekly.

EMERGENCY UNEMPLOYMENT COMPENSATION 08 (EUC08)	This Week	Last Week	Cumulative
Initial Claims (Excl. Liable)	0	0	11
Weeks Claimed (Excl. Liable)	5	0	30
Gross Amount of Payments (\$)	\$0	\$0	\$27,263
Number Exhausting Tier 1 Benefits	0	0	4
Number Exhausting Tier 2 Benefits	0	0	0
Number Exhausting Tier Z Benefits (14th week of Tier 2)	0	0	0
Number Exhausting Tier 3 Benefits	0	0	0
Number Exhausting Tier 4 Benefits	0	0	0

EUC began 07/06/2008

Benefits Paid - By Program
Total: \$9,695,820

Weeks Claimed - By Program
Total: 30,418



⁶ Other Programs Include AB, TRA, TAA, WS, TUI, SUD, SEA
 For current and historic UI reports, visit:

<http://www.oregon.gov/EMPLOY/Agency/Pages/UI-Reports.aspx>

