

UNEMPLOYMENT INSURANCE WEEKLY STATISTICS

State of Oregon
EMPLOYMENT DEPARTMENT
 UI Operations and Program Support

 (503) 947-1360
 Stepheni.K.Hutton@oregon.gov
 www.oregon.gov

LABOR FORCE DATA		Last Month	Prior Month	Last Year
		July 2015	June 2015	July 2014
Oregon Civilian Labor Force		1,956,050	1,936,947	1,966,615
Total Number Unemployed		122,433	111,817	137,801
UNEMPLOYMENT RATES (CIVILIAN) (%)		Labor Force & Rate Data: www.QualityInfo.org		
Total Unemployment:	Oregon	6.30%	5.80%	7.00%
	National	5.60%	5.50%	6.50%
Seasonally Adjusted:	Oregon	5.90%	5.50%	7.00%
	National	5.30%	5.30%	6.20%

Week # :	34	THIS WEEK		LAST WEEK		Last Month	Prior Month	Last Year
	Ending:	2015	2014	2015	2014	July 2015	June 2015	July 2014
UNEMPLOYMENT RATES (%)								
Insured Unemployment: Oregon	1.73	2.01	1.75	2.05	2.11	1.69	2.50	
EB Trigger ¹	1.76	2.13	1.77	2.15				
Adjusted Insured Unemployment	2.25	2.79	2.25	2.80				
National Average TUR ²	5.60	6.80	5.60	6.80				
REGULAR CLAIMS (UI, UCFE, UCX)								
Initial Claims (Excl. Liable) ³	4,555	4,185	3,783	4,248	23,481	20,296	24,254	
Oregon - New	2,577	2,430	1,908	2,513	12,407	10,958	13,371	
Additional	1,978	1,755	1,875	1,735	10,039	8,581	10,883	
Interstate - Agent	0	0	0	0	1,035	757	0	
Interstate - Liable	136	181	113	204	810	843	1,000	
Weeks Claimed (Excl. Liable) ³	28,537	31,493	28,258	32,052	160,752	125,299	185,166	
Oregon	28,537	31,493	28,258	32,052	151,361	117,492	174,849	
Interstate - Agent	0	0	0	0	9,391	7,807	10,317	
Interstate - Liable	1,301	1,729	1,351	1,731	7,000	5,515	8,797	
New Combined Wage Claims	66	90	82	111	433	442	625	
Non-monetary Determinations & Redeter.	2,094	1,864	2,084	1,948	8,426	6,546	10,193	
PAYMENTS: REGULAR BENEFITS								
First Payments	1,566	1,557	1,769	1,708	7,963	7,886	11,027	
Payments Issued	27,766	31,278	27,523	31,947	28,898	112,692	166,950	
Gross Amount of Payments (\$) ³	\$9,160,826	9,600,506	\$9,028,903	9,805,607	\$9,428,736	\$36,713,022	50,760,864	
Average Check Amount (\$) ³	\$330	307	\$328	307	\$326	\$326	304	
Number Exhausting Benefits	568	614	640	746	2,578	2,939	4,124	
TRUST FUND								
Balance (in Millions) (\$)	\$2,755.55	\$2,245.95	\$2,760.28	\$2,250.64	\$2,583.18	\$2,557.84	\$2,053.56	

¹ EB Trigger Graph: <http://www.oregon.gov/EMPLOY/Agency/Documents/Current%20Unemployment%20Insurance%20Reports/IUR.pdf>
² NTUR: Unemployment Compensation Amendment of 1992 specifies that a 2 month average NTUR be used to determine duration levels. ³ Excludes WORKSHARE program

For current and historic UI reports, visit: <http://www.oregon.gov/EMPLOY/Agency/Pages/UI-Reports.aspx>

Week # :	34		
Ending:	August 29, 2015		
	This Week	Last Week	Cumulative
EXTENDED BENEFITS (EB)			YTD
Initial Claims (Excl. Liable)	0	1	3
Weeks Claimed (Excl. Liable)	0	0	0
Gross Amount of Payments (\$)	\$0	\$0	\$0
Number Exhausting Benefits	0	0	0

Oregon HEB Trigger "OFF" 04/07/2012.

http://www.workforcesecurity.doleta.gov/unemploy/claims_arch.asp

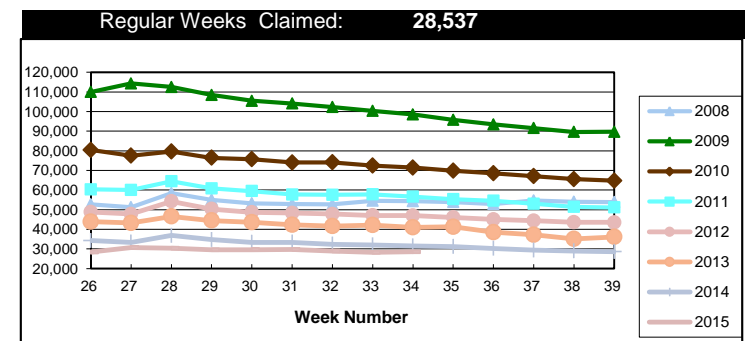
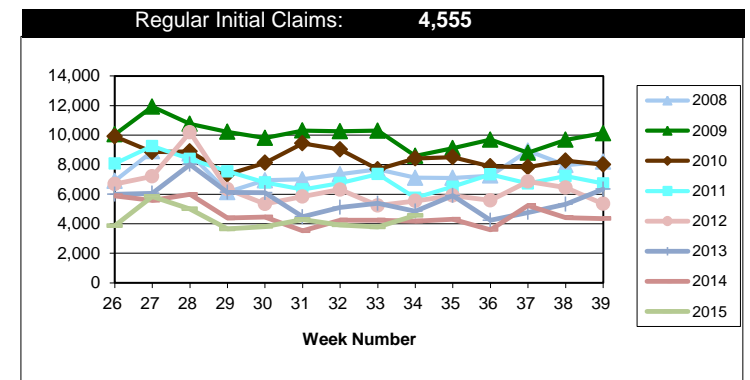
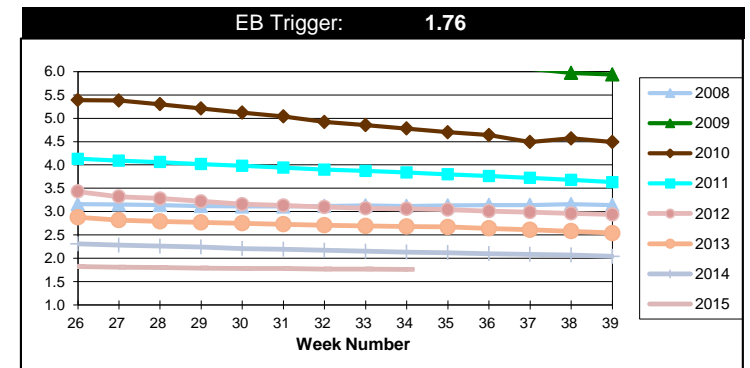
Misc Additional Benefits (AB)			
Initial Claims (Excl. Liable)	0	0	3
Weeks Claimed (Excl. Liable)	4	3	161
Gross Amount of Payments (\$)	0	0	\$0
Number Exhausting Benefits	0	0	0

TRADE ADJUSTMENT ACT (TRA)			
Training Plans	7	2	80
Initial Claims	2	1	310
Weeks Claimed	241	259	12,107
Gross Amount of TRA Payments (\$)	\$108,430	\$115,672	\$5,471,201
Certifications	0	0	3
Gross Amount of A/RTAA Payments (\$)	42,732	78,228	\$3,144,714

WORKSHARE PROGRAM (WS)			
Initial Claims	145	177	1,909
Weeks Claimed	419	445	11,191
Gross Amount of Payments (\$)	\$41,297	\$42,404	\$1,014,967
# of Workshare Plans	159	155	4,974

TRAINING UI (TUI)			
Applications Accepted	43	58	1,745
Approved	38	55	1,514
Weeks Claimed	701	732	20,517
Gross Amount of Payments (\$)	\$120,521	\$131,497	\$5,980,248

SUPPLEMENTAL UI for DISLOCATED WORKERS (SUD)			
Initial Claims	18	15	881
Weeks Claimed	361	368	17,086
Gross Amount of Payments (\$)	\$138,531	\$144,396	\$6,105,833



For current and historic UI reports, visit:



<http://www.oregon.gov/EMPLOY/Agency/Pages/UI-Reports.as>



(503) 947-1360



Week # :	34
Ending:	August 29, 2015

SELF EMPLOYMENT (SEA) MONTHLY

		July 2015	Cumulative
Referred		76	636
Enrolled		76	636
Completed		63	449
Weeks Claimed	357	1,885	11,394
Gross Amount of Payments (\$)	158,834	\$840,016	\$5,078,187

These are MONTHLY counts; data in BOLD is weekly.

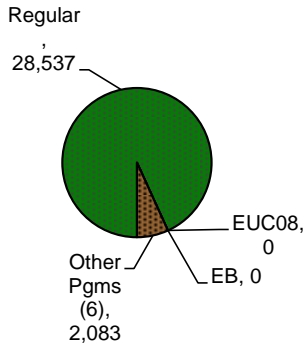
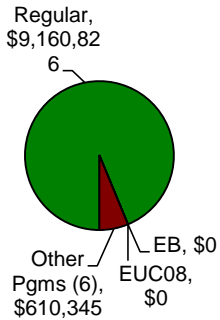
EMERGENCY UNEMPLOYMENT COMPENSATION 08 (EUC08)

	This Week	Last Week	Cumulative
Initial Claims (Excl. Liable)	0	0	11
Weeks Claimed (Excl. Liable)	0	0	30
Gross Amount of Payments (\$)	\$0	\$0	\$27,263
Number Exhausting Tier 1 Benefits	0	0	4
Number Exhausting Tier 2 Benefits	0	0	0
Number Exhausting Tier Z Benefits (14th week of Tier 2)	0	0	0
Number Exhausting Tier 3 Benefits	0	0	0
Number Exhausting Tier 4 Benefits	0	0	0

EUC began 07/06/2008

Benefits Paid - By Program
Total: \$9,771,171

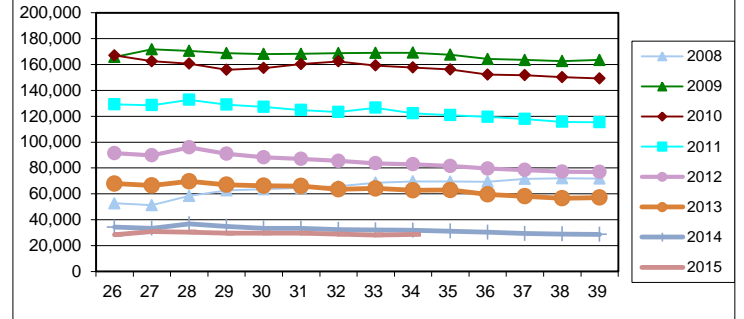
Weeks Claimed - By Program
Total: 30,620



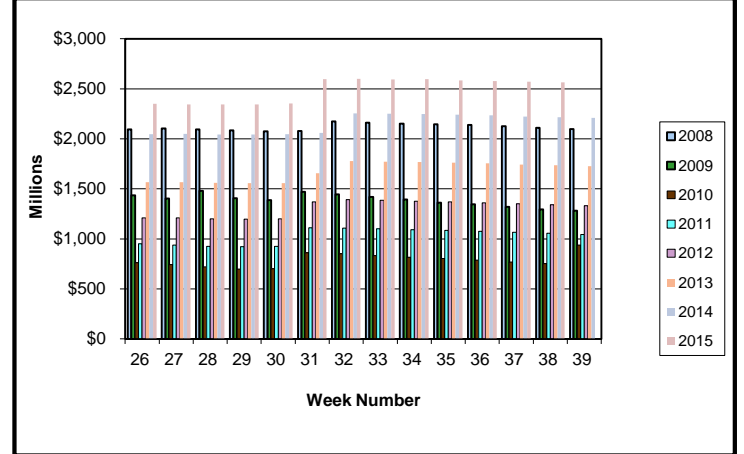
⁶ Other Programs Include AB, TRA, TAA, WS, TUI, SUD, SEA
 For current and historic UI reports, visit:

<http://www.oregon.gov/EMPLOY/Agency/Pages/UI-Reports.aspx>

Total Weeks Claimed (Reg + EB + EUC + OEB+ Other Pgm: 30,620)



Trust Fund Balance: \$2,755.55 (in millions)



Total Benefits Paid: \$9,771,171 (During Week)

