

UNEMPLOYMENT INSURANCE WEEKLY STATISTICS

State of Oregon
EMPLOYMENT DEPARTMENT
 UI Operations and Program Support

☎ (503) 947-1360
 ✉ Stephni.K.Hutton@oregon.gov
 🌐 www.oregon.gov

LABOR FORCE DATA		Last Month	Prior Month	Last Year
		July 2015	June 2015	July 2014
Oregon Civilian Labor Force		1,956,050	1,936,947	1,966,615
Total Number Unemployed		122,433	111,817	137,801

UNEMPLOYMENT RATES (CIVILIAN) (%)		Labor Force & Rate Data: www.QualityInfo.org		
Total Unemployment:	Oregon	6.30%	5.80%	7.00%
	National	5.60%	5.50%	6.50%
Seasonally Adjusted:	Oregon	5.90%	5.50%	7.00%
	National	5.30%	5.30%	6.20%

Week # : 35
Ending: September 5, 2015

	THIS WEEK		LAST WEEK		Last Month	Prior Month	Last Year
	2015	2014	2015	2014	August 2015	July 2015	August 2014
UNEMPLOYMENT RATES (%)							
Insured Unemployment: Oregon	1.64	1.99	1.73	2.01	1.64	2.11	1.86
EB Trigger ¹	1.76	2.12	1.76	2.13			
Adjusted Insured Unemployment	2.25	2.77	2.25	2.79			
National Average TUR ²	5.60	6.90	5.60	6.80			
REGULAR CLAIMS (UI, UCFE, UCX)							
Initial Claims (Excl. Liable)³	3,512	4,298	4,555	4,185	17,589	23,481	17,151
Oregon - New	1,719	2,392	2,577	2,430	9,349	12,407	9,967
Additional	1,793	1,906	1,978	1,755	7,444	10,039	7,184
Interstate - Agent	0	0	0	0	796	1,035	0
Interstate - Liable	141	183	136	181	573	810	800
Weeks Claimed (Excl. Liable)³	28,200	31,194	28,537	31,493	125,161	160,752	137,668
Oregon	28,200	31,194	28,537	31,493	117,490	151,361	129,543
Interstate - Agent	0	0	0	0	7,671	9,391	8,125
Interstate - Liable	1,310	1,708	1,301	1,729	5,383	7,000	6,850
New Combined Wage Claims	97	83	66	90	361	433	396
Non-monetary Determinations & Redeter.	2,126	2,010	2,094	1,864	7,780	8,426	7,762
PAYMENTS: REGULAR BENEFITS							
First Payments	1,794	1,522	1,566	1,557	7,867	7,963	6,606
Payments Issued	28,397	30,797	27,766	31,278	28,397	28,898	126,247
Gross Amount of Payments (\$) ³	\$9,270,533	9,476,608	\$9,160,826	9,600,506	\$9,270,533	\$9,428,736	38,783,160
Average Check Amount (\$) ³	\$326	308	\$330	307	\$326	\$326	307
Number Exhausting Benefits	555	688	568	614	2,907	2,578	2,711
TRUST FUND							
Balance (in Millions) (\$)	\$2,749.13	\$2,240.08	\$2,755.55	\$2,245.95	\$2,756.06	\$2,583.18	\$2,240.08

¹ EB Trigger Graph: <http://www.oregon.gov/EMPLOY/Agency/Documents/Current%20Unemployment%20Insurance%20Reports/IUR.pdf>
² NTUR: Unemployment Compensation Amendment of 1992 specifies that a 2 month average NTUR be used to determine duration levels. ³ Excludes WORKSHARE program

For current and historic UI reports, visit: <http://www.oregon.gov/EMPLOY/Agency/Pages/UI-Reports.aspx>

Week # :	35
Ending:	September 5, 2015

	This Week	Last Week	Cumulative YTD
EXTENDED BENEFITS (EB)			
Initial Claims (Excl. Liable)	0	0	3
Weeks Claimed (Excl. Liable)	0	0	0
Gross Amount of Payments (\$)	\$0	\$0	\$0
Number Exhausting Benefits	0	0	0

Oregon HEB Trigger "OFF" 04/07/2012.

http://www.workforcesecurity.doleta.gov/unemploy/claims_arch.asp

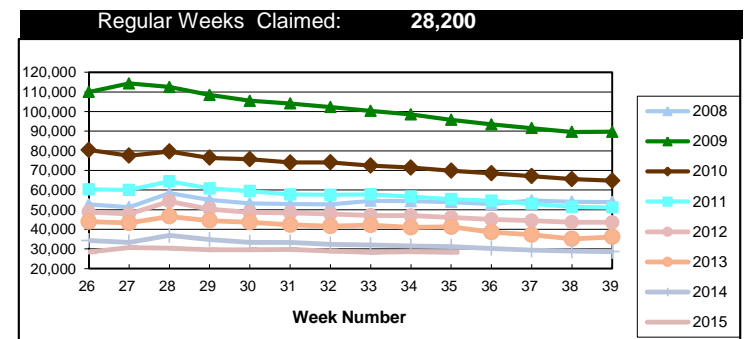
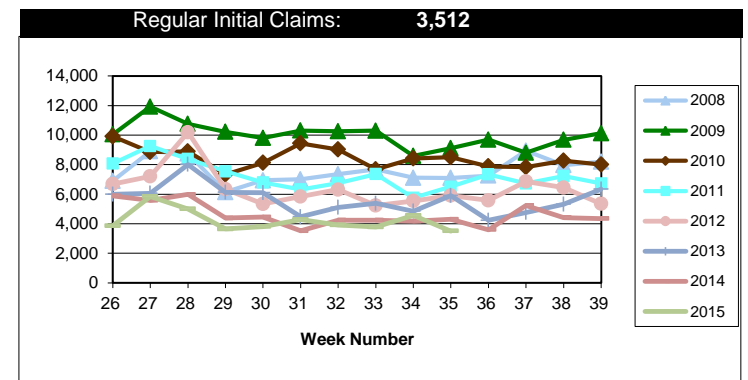
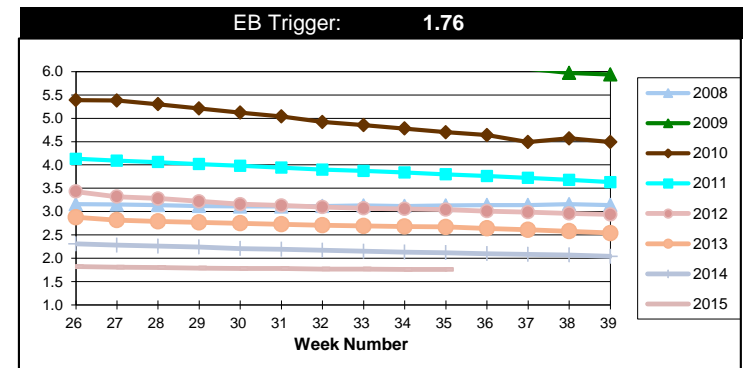
Misc Additional Benefits (AB)			
Initial Claims (Excl. Liable)	0	0	3
Weeks Claimed (Excl. Liable)	4	4	165
Gross Amount of Payments (\$)	0	0	\$0
Number Exhausting Benefits	0	0	0

TRADE ADJUSTMENT ACT (TRA)			
Training Plans	11	7	91
Initial Claims	8	2	318
Weeks Claimed	234	241	12,341
Gross Amount of TRA Payments (\$)	\$105,188	\$108,430	\$5,576,389
Certifications	0	0	3
Gross Amount of A/RTAA Payments (\$)	18,398	42,732	\$3,163,112

WORKSHARE PROGRAM (WS)			
Initial Claims	26	145	1,935
Weeks Claimed	661	419	11,852
Gross Amount of Payments (\$)	\$62,536	\$41,297	\$1,077,503
# of Workshare Plans	157	159	5,131

TRAINING UI (TUI)			
Applications Accepted	0	43	1,745
Approved	0	38	1,514
Weeks Claimed	678	701	21,195
Gross Amount of Payments (\$)	\$115,112	\$120,521	\$6,095,360

SUPPLEMENTAL UI for DISLOCATED WORKERS (SUD)			
Initial Claims	26	18	907
Weeks Claimed	356	361	17,442
Gross Amount of Payments (\$)	\$138,823	\$138,531	\$6,244,656



For current and historic UI reports, visit:



<http://www.oregon.gov/EMPLOY/Agency/Pages/UI-Reports.as>



(503) 947-1360



Week # :	35
Ending:	September 5, 2015

SELF EMPLOYMENT (SEA) MONTHLY		August 2015	Cumulative
Referred		69	636
Enrolled		69	636
Completed		79	449
Weeks Claimed	343	1,408	11,737
Gross Amount of Payments (\$)	151,082	\$635,399	\$5,229,269

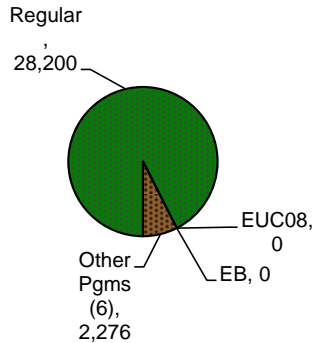
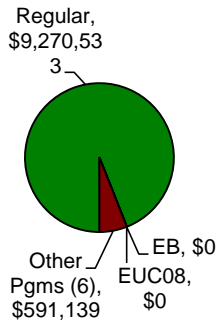
These are MONTHLY counts; data in BOLD is weekly.

EMERGENCY UNEMPLOYMENT COMPENSATION 08 (EUC08)	This Week	Last Week	Cumulative
Initial Claims (Excl. Liable)	0	0	11
Weeks Claimed (Excl. Liable)	0	0	30
Gross Amount of Payments (\$)	\$0	\$0	\$27,263
Number Exhausting Tier 1 Benefits	0	0	4
Number Exhausting Tier 2 Benefits	0	0	0
Number Exhausting Tier Z Benefits (14th week of Tier 2)	0	0	0
Number Exhausting Tier 3 Benefits	0	0	0
Number Exhausting Tier 4 Benefits	0	0	0

EUC began 07/06/2008

Benefits Paid - By Program
Total: \$9,861,672

Weeks Claimed - By Program
Total: 30,476



⁶ Other Programs Include AB, TRA, TAA, WS, TUI, SUD, SEA
 For current and historic UI reports, visit:

<http://www.oregon.gov/EMPLOY/Agency/Pages/UI-Reports.aspx>

