

# UNEMPLOYMENT INSURANCE WEEKLY STATISTICS

State of Oregon  
**EMPLOYMENT DEPARTMENT**  
 UI Operations and Program Support

 (503) 947-1360  
 [Stephni.K.Hutton@oregon.gov](mailto:Stephni.K.Hutton@oregon.gov)  
 [www.oregon.gov](http://www.oregon.gov)

LABOR FORCE DATA		Last Month	Prior Month	Last Year
		August 2015	July 2015	August 2014
Oregon Civilian Labor Force		1,961,353	1,957,689	1,968,689
Total Number Unemployed		116,156	122,998	135,770
UNEMPLOYMENT RATES (CIVILIAN) (%)		Labor Force & Rate Data: <a href="http://www.QualityInfo.org">www.QualityInfo.org</a>		
Total Unemployment:	Oregon	5.90%	6.30%	6.90%
	National	5.20%	5.60%	6.30%
Seasonally Adjusted:	Oregon	6.10%	5.90%	6.90%
	National	5.10%	5.30%	6.10%

Week # :	38		THIS WEEK		LAST WEEK		Last Month	Prior Month	Last Year
	Ending:	September 26, 2015	2015	2014	2015	2014	August 2015	July 2015	August 2014
<b>UNEMPLOYMENT RATES (%)</b>									
<b>Insured Unemployment: Oregon</b>		1.56	1.86	1.58	1.88	1.64	2.11	1.86	
EB Trigger <sup>1</sup>		1.72	2.07	1.73	2.08				
Adjusted Insured Unemployment		2.21	2.67	2.22	2.69				
National Average TUR <sup>2</sup>		5.60	6.90	5.60	6.90				
<b>REGULAR CLAIMS (UI, UCFE, UCX)</b>									
<b>Initial Claims (Excl. Liable) <sup>3</sup></b>		<b>3,874</b>	<b>4,417</b>	<b>4,821</b>	<b>5,238</b>	<b>17,589</b>	<b>23,481</b>	<b>17,151</b>	
Oregon - New		2,226	2,558	3,003	3,218	9,349	12,407	9,967	
Additional		1,648	1,859	1,818	2,020	7,444	10,039	7,184	
Interstate - Agent		0	0	0	0	796	1,035	0	
Interstate - Liable		166	197	200	211	573	810	800	
<b>Weeks Claimed (Excl. Liable) <sup>3</sup></b>		<b>25,675</b>	<b>28,992</b>	<b>25,910</b>	<b>29,353</b>	<b>125,161</b>	<b>160,752</b>	<b>137,668</b>	
Oregon		25,675	28,992	25,910	29,353	117,490	151,361	129,543	
Interstate - Agent		0	0	0	0	7,671	9,391	8,125	
Interstate - Liable		1,292	1,710	1,300	1,706	5,383	7,000	6,850	
<b>New Combined Wage Claims</b>		<b>101</b>	<b>119</b>	<b>109</b>	<b>121</b>	<b>361</b>	<b>433</b>	<b>396</b>	
<b>Non-monetary Determinations &amp; Redeter.</b>		<b>1,934</b>	<b>1,836</b>	<b>2,022</b>	<b>2,148</b>	<b>7,780</b>	<b>8,426</b>	<b>7,762</b>	
<b>PAYMENTS: REGULAR BENEFITS</b>									
First Payments		1,596	1,772	1,661	1,639	7,867	7,963	6,606	
Payments Issued		25,241	28,353	25,335	29,118	28,397	28,898	126,247	
Gross Amount of Payments (\$) <sup>3</sup>		\$8,614,760	9,018,540	\$8,692,161	9,232,428	\$9,270,533	\$9,428,736	38,783,160	
Average Check Amount (\$) <sup>3</sup>		\$341	318	\$343	317	<b>\$326</b>	<b>\$326</b>	<b>307</b>	
Number Exhausting Benefits		527	678	522	778	2,907	2,578	2,711	
<b>TRUST FUND</b>									
Balance (in Millions) (\$)		\$2,728.77	\$2,215.92	\$2,735.6	\$2,221.7	\$2,756.06	\$2,583.18	\$2,240.08	

<sup>1</sup> EB Trigger Graph: <http://www.oregon.gov/EMPLOY/Agency/Documents/Current%20Unemployment%20Insurance%20Reports/IUR.pdf>  
<sup>2</sup> NTUR: Unemployment Compensation Amendment Of 1992 specifies that a 2 month average NTUR be used to determine duration levels. <sup>3</sup> Excludes WORKSHARE program

For current and historic UI reports, visit: <http://www.oregon.gov/EMPLOY/Agency/Pages/UI-Reports.aspx>

<b>Week # :</b>	38		
<b>Ending:</b>	September 26, 2015		
	<b>This Week</b>	<b>Last Week</b>	<b>Cumulative</b>
<b>EXTENDED BENEFITS (EB)</b>	<b>YTD</b>		
Initial Claims (Excl. Liable)	0	0	3
Weeks Claimed (Excl. Liable)	0	0	0
Gross Amount of Payments (\$)	\$0	\$0	\$0
Number Exhausting Benefits	0	0	0

Oregon HEB Trigger "OFF" 04/07/2012.

[http://www.workforcesecurity.doleta.gov/unemploy/claims\\_arch.asp](http://www.workforcesecurity.doleta.gov/unemploy/claims_arch.asp)

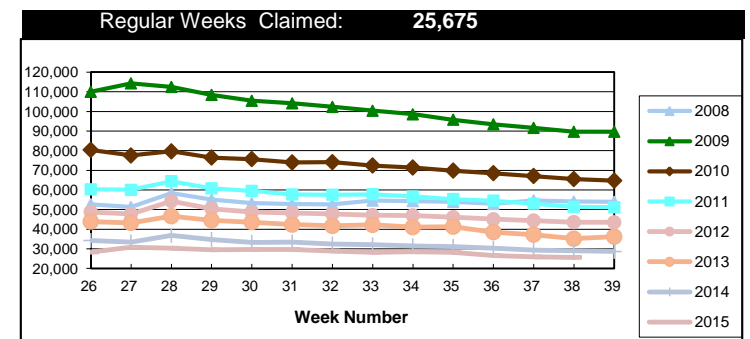
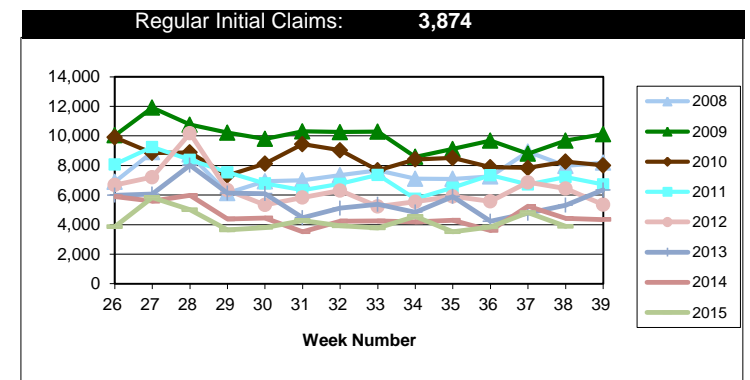
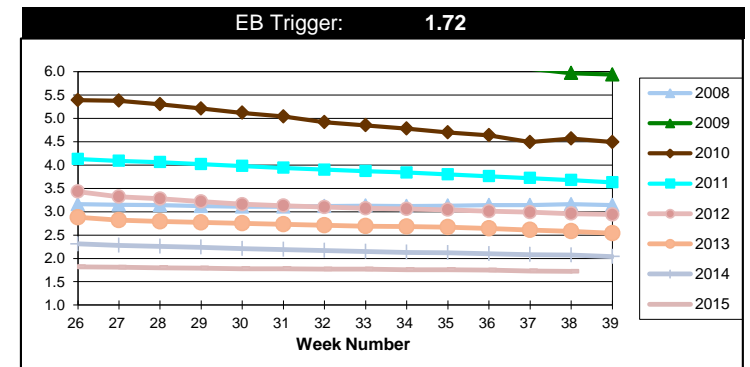
<b>Misc Additional Benefits (AB)</b>			
Initial Claims (Excl. Liable)	0	1	4
Weeks Claimed (Excl. Liable)	5	4	177
Gross Amount of Payments (\$)	0	0	\$0
Number Exhausting Benefits	0	0	0

<b>TRADE ADJUSTMENT ACT (TRA)</b>			
Training Plans	16	9	118
Initial Claims	15	9	345
Weeks Claimed	222	225	13,001
Gross Amount of TRA Payments (\$)	\$100,461	\$101,282	\$5,874,368
Certifications	0	0	3
Gross Amount of A/RTAA Payments (\$)	56,562	33,806	\$3,292,018

<b>WORKSHARE PROGRAM (WS)</b>			
Initial Claims	41	48	2,046
Weeks Claimed	442	643	13,464
Gross Amount of Payments (\$)	\$48,701	\$63,518	\$1,235,731
# of Workshare Plans	156	158	5,603

<b>TRAINING UI (TUI)</b>			
Applications Accepted	97	58	2,011
Approved	88	57	1,761
Weeks Claimed	623	641	23,110
Gross Amount of Payments (\$)	\$111,213	\$110,408	\$6,425,547

<b>SUPPLEMENTAL UI for DISLOCATED WORKERS (SUD)</b>			
Initial Claims	20	20	955
Weeks Claimed	326	331	18,444
Gross Amount of Payments (\$)	\$127,924	\$128,767	\$6,634,060



For current and historic UI reports, visit:



<http://www.oregon.gov/EMPLOY/Agency/Pages/UI-Reports.as>



(503) 947-1360



<b>Week # :</b>	<b>38</b>
<b>Ending:</b>	<b>September 26, 2015</b>

<b>SELF EMPLOYMENT (SEA) MONTHLY</b>		<b>August 2015</b>	<b>Cumulative</b>
Referred		69	672
Enrolled		69	672
Completed		79	511
<b>Weeks Claimed</b>	<b>316</b>	<b>1,408</b>	<b>12,696</b>
<b>Gross Amount of Payments (\$)</b>	<b>140,222</b>	<b>\$635,399</b>	<b>\$5,663,384</b>

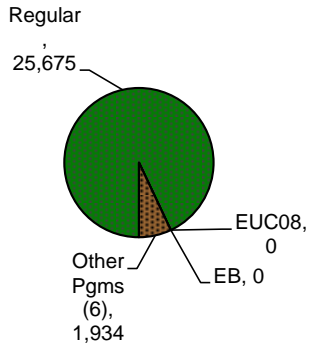
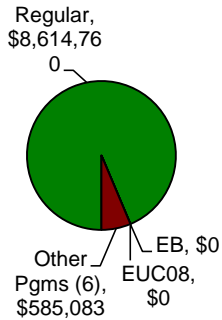
These are MONTHLY counts; data in BOLD is weekly.

<b>EMERGENCY UNEMPLOYMENT COMPENSATION 08 (EUC08)</b>	<b>This Week</b>	<b>Last Week</b>	<b>Cumulative</b>
Initial Claims (Excl. Liable)	0	0	11
Weeks Claimed (Excl. Liable)	0	0	30
Gross Amount of Payments (\$)	\$0	\$0	\$27,263
Number Exhausting Tier 1 Benefits	0	0	4
Number Exhausting Tier 2 Benefits	0	0	0
Number Exhausting Tier Z Benefits (14th week of Tier 2)	0	0	0
Number Exhausting Tier 3 Benefits	0	0	0
Number Exhausting Tier 4 Benefits	0	0	0

EUC began 07/06/2008

**Benefits Paid - By Program**  
**Total: \$9,199,843**

**Weeks Claimed - By Program**  
**Total: 27,609**



<sup>6</sup> Other Programs Include AB, TRA, TAA, WS, TUI, SUD, SEA  
 For current and historic UI reports, visit:

<http://www.oregon.gov/EMPLOY/Agency/Pages/UI-Reports.aspx>

