

UNEMPLOYMENT INSURANCE WEEKLY STATISTICS

State of Oregon
EMPLOYMENT DEPARTMENT
 UI Operations and Program Support

☎ (503) 947-1360
 ✉ Stepheni.K.Hutton@oregon.gov
 🌐 www.oregon.gov

LABOR FORCE DATA		Last Month	Prior Month	Last Year
		September 2015	August 2015	September 2014
Oregon Civilian Labor Force		1,966,331	1,960,868	1,957,455
Total Number Unemployed		110,776	116,234	122,778
UNEMPLOYMENT RATES (CIVILIAN) (%)		Labor Force & Rate Data: www.QualityInfo.org		
Total Unemployment:	Oregon	5.60%	5.90%	6.30%
	National	4.90%	5.20%	5.70%
Seasonally Adjusted:	Oregon	6.20%	6.10%	6.90%
	National	5.10%	5.10%	5.90%

Week # :	41		THIS WEEK		LAST WEEK		Last Month	Prior Month	Last Year
	Ending:	October 17, 2015	2015	2014	2015	2014	September 2015	August 2015	September 2014
UNEMPLOYMENT RATES (%)									
Insured Unemployment: Oregon	1.60	1.84	1.59	1.82	1.94	1.64	1.78		
EB Trigger ¹	1.64	1.96	1.66	2.00					
Adjusted Insured Unemployment	2.09	2.55	2.10	2.59					
National Average TUR ²	5.60	6.90	5.60	6.90					
REGULAR CLAIMS (UI, UCFE, UCX)									
Initial Claims (Excl. Liable) ³	4,629	4,526	4,137	5,030	21,210	17,589	17,824		
Oregon - New	2,884	2,737	2,470	2,918	11,350	9,349	9,963		
Additional	1,745	1,789	1,667	2,112	8,725	7,444	7,861		
Interstate - Agent	0	0	0	0	1,135	796	0		
Interstate - Liable	218	228	227	181	808	573	727		
Weeks Claimed (Excl. Liable) ³	26,261	28,831	25,327	28,680	144,106	125,161	127,362		
Oregon	26,261	28,831	25,327	28,680	134,387	117,490	119,533		
Interstate - Agent	0	0	0	0	9,719	7,671	7,829		
Interstate - Liable	1,360	1,688	1,337	1,640	6,457	5,383	6,786		
New Combined Wage Claims	114	146	94	125	388	361	412		
Non-monetary Determinations & Redeter.	1,759	1,967	1,688	1,799	9,216	7,780	7,272		
PAYMENTS: REGULAR BENEFITS									
First Payments	1,397	1,635	1,334	1,611	6,664	7,867	6,556		
Payments Issued	25,017	28,005	24,885	28,102	129,866	28,397	115,171		
Gross Amount of Payments (\$) ³	\$8,561,108	8,922,369	\$8,522,933	8,997,797	\$43,780,835	\$9,270,533	36,466,905		
Average Check Amount (\$) ³	\$342	319	\$342	320	\$337	\$326	317		
Number Exhausting Benefits	575	696	624	625	2,196	2,907	2,804		
TRUST FUND									
Balance (in Millions) (\$)	\$2,729.8	\$2,210.48	\$2,731.37	\$2,215.98	\$2,722.6	\$2,756.06	\$2,204.1		

¹ EB Trigger Graph:

<http://www.oregon.gov/EMPLOY/Agency/Documents/Current%20Unemployment%20Insurance%20Reports/IUR.pdf>

² NTUR: Unemployment Compensation Amendment Of 1992 specifies that a 2 month average NTUR be used to determine duration levels.

³ Excludes WORKSHARE program

For current and historic UI reports, visit:

<http://www.oregon.gov/EMPLOY/Agency/Pages/UI-Reports.aspx>

Week # :	41
Ending:	October 17, 2015

	This Week	Last Week	Cumulative YTD
EXTENDED BENEFITS (EB)			
Initial Claims (Excl. Liable)	0	0	3
Weeks Claimed (Excl. Liable)	0	0	0
Gross Amount of Payments (\$)	\$0	\$0	\$0
Number Exhausting Benefits	0	0	0

Oregon HEB Trigger "OFF" 04/07/2012.

http://www.workforcesecurity.doleta.gov/unemploy/claims_arch.asp

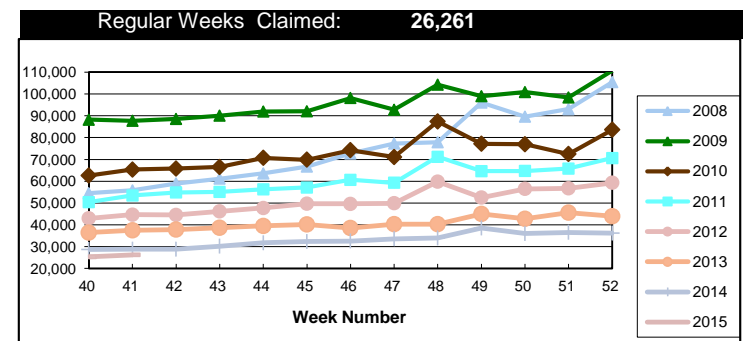
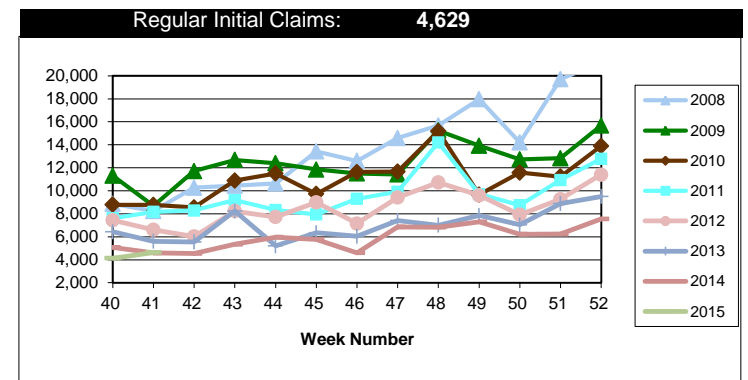
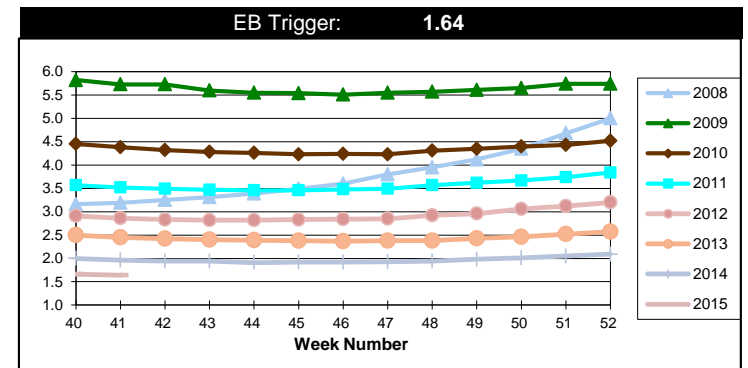
Misc Additional Benefits (AB)			
Initial Claims (Excl. Liable)	0	0	4
Weeks Claimed (Excl. Liable)	4	4	190
Gross Amount of Payments (\$)	0	0	\$0
Number Exhausting Benefits	0	0	0

TRADE ADJUSTMENT ACT (TRA)			
Training Plans	1	2	131
Initial Claims	4	4	386
Weeks Claimed	225	229	13,704
Gross Amount of TRA Payments (\$)	\$100,074	\$103,483	\$6,186,887
Certifications	0	0	3
Gross Amount of A/RTAA Payments (\$)	56,178	58,658	\$3,467,694

WORKSHARE PROGRAM (WS)			
Initial Claims	38	84	2,188
Weeks Claimed	407	427	14,618
Gross Amount of Payments (\$)	\$40,416	\$49,877	\$1,364,210
# of Workshare Plans	161	159	6,077

TRAINING UI (TUI)			
Applications Accepted	89	91	2,273
Approved	74	77	1,974
Weeks Claimed	874	858	25,548
Gross Amount of Payments (\$)	\$179,362	\$164,582	\$6,902,017

SUPPLEMENTAL UI for DISLOCATED WORKERS (SUD)			
Initial Claims	33	35	1,071
Weeks Claimed	383	378	19,553
Gross Amount of Payments (\$)	\$150,100	\$143,617	\$7,066,152



For current and historic UI reports, visit:



<http://www.oregon.gov/EMPLOY/Agency/Pages/UI-Reports.as>



(503) 947-1360



Week # :	41
Ending:	October 17, 2015

SELF EMPLOYMENT (SEA) MONTHLY		September 2015	Cumulative
Referred		36	748
Enrolled		36	747
Completed		62	613
Weeks Claimed	279	1,585	13,531
Gross Amount of Payments (\$)	125,046	\$720,178	\$6,043,597

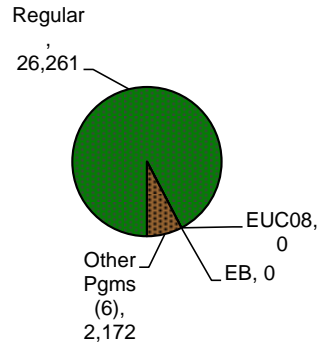
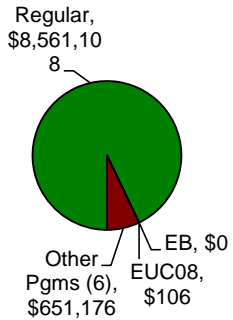
These are MONTHLY counts; data in BOLD is weekly.

EMERGENCY UNEMPLOYMENT COMPENSATION 08 (EUC08)	This Week	Last Week	Cumulative
Initial Claims (Excl. Liable)	0	0	11
Weeks Claimed (Excl. Liable)	0	0	30
Gross Amount of Payments (\$)	\$106	\$0	\$27,369
Number Exhausting Tier 1 Benefits	0	0	4
Number Exhausting Tier 2 Benefits	0	0	0
Number Exhausting Tier Z Benefits (14th week of Tier 2)	0	0	0
Number Exhausting Tier 3 Benefits	0	0	0
Number Exhausting Tier 4 Benefits	0	0	0

EUC began 07/06/2008

Benefits Paid - By Program
Total: \$9,212,390

Weeks Claimed - By Program
Total: 28,433



⁶ Other Programs Include AB, TRA, TAA, WS, TUI, SUD, SEA
 For current and historic UI reports, visit:

<http://www.oregon.gov/EMPLOY/Agency/Pages/UI-Reports.aspx>

