

# UNEMPLOYMENT INSURANCE WEEKLY STATISTICS

State of Oregon  
**EMPLOYMENT DEPARTMENT**  
 UI Operations and Program Support

☎ (503) 947-1360  
 ✉ [Stephni.K.Hutton@oregon.gov](mailto:Stephni.K.Hutton@oregon.gov)  
 🌐 [www.oregon.gov](http://www.oregon.gov)

LABOR FORCE DATA		Last Month	Prior Month	Last Year
		October 2015	September 2015	October 2014
Oregon Civilian Labor Force		1,981,638	1,968,134	1,967,556
Total Number Unemployed		106,111	111,016	126,283

UNEMPLOYMENT RATES (CIVILIAN) (%)		Labor Force & Rate Data: <a href="http://www.QualityInfo.org">www.QualityInfo.org</a>		
		October 2015	September 2015	October 2014
Total Unemployment:	Oregon	5.40%	5.60%	6.40%
	National	4.80%	4.90%	5.50%
Seasonally Adjusted:	Oregon	6.00%	6.20%	6.80%
	National	5.00%	5.10%	5.70%

Week # :	46		THIS WEEK		LAST WEEK		Last Month	Prior Month	Last Year
	Ending:	November 21, 2015	2015	2014	2015	2014	October 2015	September 2015	October 2014
<b>UNEMPLOYMENT RATES (%)</b>									
<b>Insured Unemployment: Oregon</b>		1.79	2.07	1.82	2.06	1.50	1.94	2.18	
EB Trigger <sup>1</sup>		1.63	1.92	1.63	1.92				
Adjusted Insured Unemployment		2.06	2.45	2.06	2.45				
National Average TUR <sup>2</sup>		6.10	7.00	6.10	7.00				
<b>REGULAR CLAIMS (UI, UCFE, UCX)</b>									
<b>Initial Claims (Excl. Liable) <sup>3</sup></b>		<b>6,367</b>	<b>4,608</b>	<b>4,319</b>	<b>5,763</b>	<b>18,331</b>	<b>21,210</b>	<b>25,895</b>	
Oregon - New		4,154	2,196	2,348	3,314	10,117	11,350	14,550	
Additional		2,213	2,412	1,971	2,449	7,116	8,725	11,345	
Interstate - Agent		0	0	0	0	1,098	1,135	0	
Interstate - Liable		264	223	194	247	819	808	1,176	
<b>Weeks Claimed (Excl. Liable) <sup>3</sup></b>		<b>29,589</b>	<b>32,559</b>	<b>28,302</b>	<b>32,382</b>	<b>115,422</b>	<b>144,106</b>	<b>161,558</b>	
Oregon		29,589	32,559	28,302	32,382	107,333	134,387	151,438	
Interstate - Agent		0	0	0	0	8,089	9,719	10,120	
Interstate - Liable		1,588	1,877	1,481	1,857	5,539	6,457	8,644	
<b>New Combined Wage Claims</b>		<b>180</b>	<b>115</b>	<b>110</b>	<b>147</b>	<b>472</b>	<b>388</b>	<b>644</b>	
<b>Non-monetary Determinations &amp; Redeter.</b>		<b>1,952</b>	<b>1,034</b>	<b>1,391</b>	<b>1,643</b>	<b>6,864</b>	<b>9,216</b>	<b>9,040</b>	
<b>PAYMENTS: REGULAR BENEFITS</b>									
First Payments		2,286	1,801	1,716	2,130	6,631	6,664	9,262	
Payments Issued		29,813	30,816	27,251	31,484	101,907	129,866	144,757	
Gross Amount of Payments (\$) <sup>3</sup>		\$9,869,048	9,703,116	\$9,123,707	9,944,330	\$34,616,281	\$43,780,835	46,078,138	
Average Check Amount (\$) <sup>3</sup>		\$331	315	\$335	316	<b>\$340</b>	<b>\$337</b>	<b>318</b>	
Number Exhausting Benefits		675	643	515	683	2,299	2,196	3,240	
<b>TRUST FUND</b>									
Balance (in Millions) (\$)		\$2,874.33	\$2,356.52	\$2,878.78	\$2,364.	\$2,739.66	\$2,722.6	\$2,208.85	

<sup>1</sup> EB Trigger Graph: <http://www.oregon.gov/EMPLOY/Agency/Documents/Current%20Unemployment%20Insurance%20Reports/IUR.pdf>  
<sup>2</sup> NTUR: Unemployment Compensation Amendment Of 1992 specifies that a 2 month average NTUR be used to determine duration levels. <sup>3</sup> Excludes WORKSHARE program

For current and historic UI reports, visit: <http://www.oregon.gov/EMPLOY/Agency/Pages/UI-Reports.aspx>

<b>Week # :</b>	46
<b>Ending:</b>	November 21, 2015

	This Week	Last Week	Cumulative YTD
<b>EXTENDED BENEFITS (EB)</b>			
Initial Claims (Excl. Liable)	0	0	3
Weeks Claimed (Excl. Liable)	0	0	0
Gross Amount of Payments (\$)	\$0	\$0	\$0
Number Exhausting Benefits	0	0	0

Oregon HEB Trigger "OFF" 04/07/2012.

[http://www.workforcesecurity.doleta.gov/unemploy/claims\\_arch.asp](http://www.workforcesecurity.doleta.gov/unemploy/claims_arch.asp)

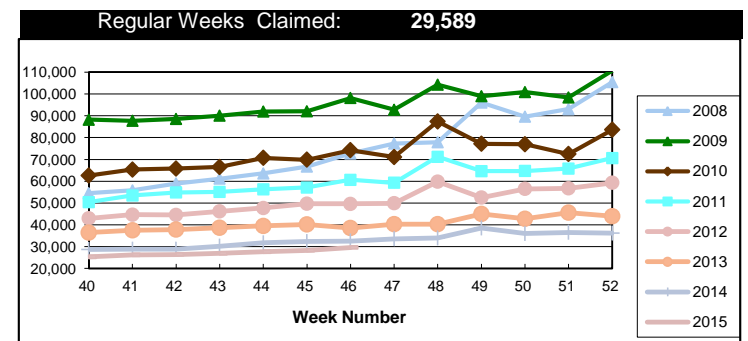
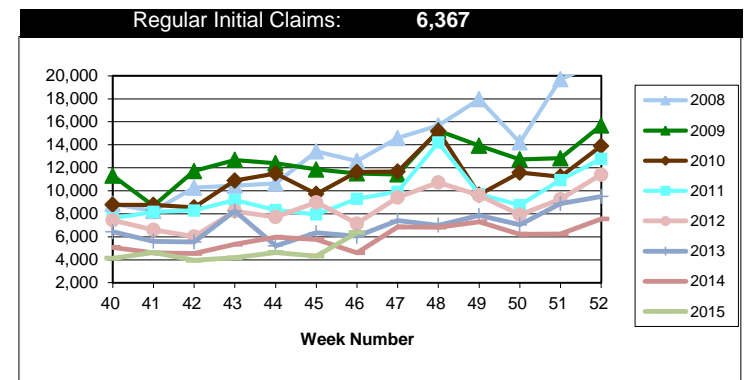
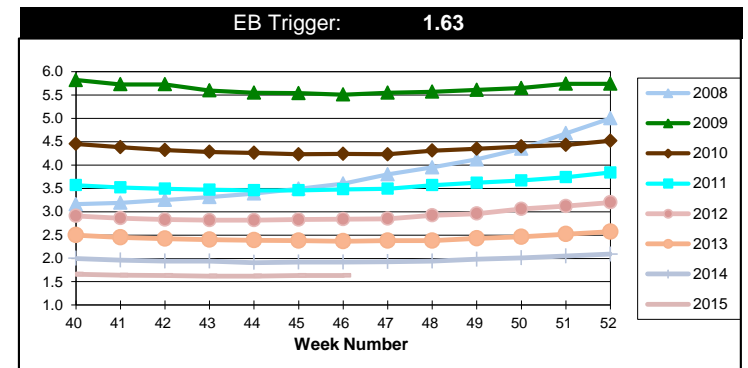
<b>Misc Additional Benefits (AB)</b>			
Initial Claims (Excl. Liable)	0	0	4
Weeks Claimed (Excl. Liable)	3	3	208
Gross Amount of Payments (\$)	0	0	\$0
Number Exhausting Benefits	0	0	0

<b>TRADE ADJUSTMENT ACT (TRA)</b>			
Training Plans	3	3	139
Initial Claims	6	3	426
Weeks Claimed	211	216	14,792
Gross Amount of TRA Payments (\$)	\$95,106	\$97,977	\$6,677,706
Certifications	1	0	4
Gross Amount of A/RTAA Payments (\$)	92,920	102,084	\$3,947,440

<b>WORKSHARE PROGRAM (WS)</b>			
Initial Claims	195	83	2,850
Weeks Claimed	532	459	16,799
Gross Amount of Payments (\$)	\$50,810	\$43,798	\$1,567,700
# of Workshare Plans	153	158	6,880

<b>TRAINING UI (TUI)</b>			
Applications Accepted	46	37	2,513
Approved	39	35	2,175
Weeks Claimed	919	912	30,109
Gross Amount of Payments (\$)	\$183,221	\$175,288	\$7,820,416

<b>SUPPLEMENTAL UI for DISLOCATED WORKERS (SUD)</b>			
Initial Claims	15	24	1,180
Weeks Claimed	403	404	21,577
Gross Amount of Payments (\$)	\$159,044	\$151,862	\$7,843,293



For current and historic UI reports, visit:



<http://www.oregon.gov/EMPLOY/Agency/Pages/UI-Reports.as>



(503) 947-1360



<b>Week # :</b>	<b>46</b>
<b>Ending:</b>	<b>November 21, 2015</b>

<b>SELF EMPLOYMENT (SEA) MONTHLY</b>		<b>October 2015</b>	<b>Cumulative</b>
Referred		56	748
Enrolled		56	747
Completed		53	613
<b>Weeks Claimed</b>	<b>249</b>	<b>1,097</b>	<b>14,858</b>
<b>Gross Amount of Payments (\$)</b>	<b>107,446</b>	<b>\$492,817</b>	<b>\$6,640,262</b>

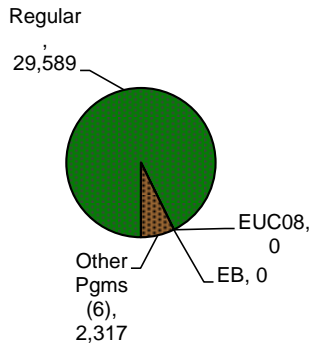
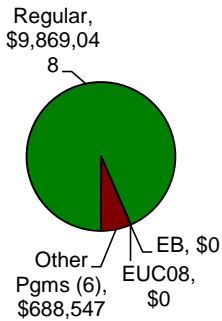
These are MONTHLY counts; data in BOLD is weekly.

<b>EMERGENCY UNEMPLOYMENT COMPENSATION 08 (EUC08)</b>	<b>This Week</b>	<b>Last Week</b>	<b>Cumulative</b>
Initial Claims (Excl. Liable)	2	0	13
Weeks Claimed (Excl. Liable)	0	0	30
Gross Amount of Payments (\$)	\$0	\$0	\$27,369
Number Exhausting Tier 1 Benefits	0	0	4
Number Exhausting Tier 2 Benefits	0	0	0
Number Exhausting Tier Z Benefits (14th week of Tier 2)	0	0	0
Number Exhausting Tier 3 Benefits	0	0	0
Number Exhausting Tier 4 Benefits	0	0	0

EUC began 07/06/2008

**Benefits Paid - By Program**  
**Total: \$10,557,595**

**Weeks Claimed - By Program**  
**Total: 31,906**



<sup>6</sup> Other Programs Include AB, TRA, TAA, WS, TUI, SUD, SEA  
 For current and historic UI reports, visit:

<http://www.oregon.gov/EMPLOY/Agency/Pages/UI-Reports.aspx>

