

# UNEMPLOYMENT INSURANCE WEEKLY STATISTICS

State of Oregon  
**EMPLOYMENT DEPARTMENT**  
 UI Operations and Program Support

**(503) 947-1360**  
[Stephni.K.Hutton@oregon.gov](mailto:Stephni.K.Hutton@oregon.gov)  
[www.oregon.gov](http://www.oregon.gov)

LABOR FORCE DATA		Last Month	Prior Month	Last Year
		November 2015	October 2015	November 2014
Oregon Civilian Labor Force		1,991,474	1,982,847	1,967,265
Total Number Unemployed		104,787	106,437	127,807

UNEMPLOYMENT RATES (CIVILIAN) (%)		Labor Force & Rate Data: <a href="http://www.QualityInfo.org">www.QualityInfo.org</a>		
		November 2015	October 2015	November 2014
Total Unemployment:	Oregon	5.30%	5.40%	6.50%
	National	4.80%	4.80%	5.50%
Seasonally Adjusted:	Oregon	5.70%	6.00%	6.80%
	National	5.00%	5.00%	5.80%

Week # :	48		THIS WEEK		LAST WEEK		Last Month	Prior Month	Last Year
	Ending:	December 5, 2015	2015	2014	2015	2014	November 2015	October 2015	November 2014
<b>UNEMPLOYMENT RATES (%)</b>									
<b>Insured Unemployment: Oregon</b>	1.97	2.16	2.06	2.13	1.70	1.50	2.01		
EB Trigger <sup>1</sup>	1.68	1.94	1.66	1.93					
Adjusted Insured Unemployment	2.10	2.48	2.09	2.46					
National Average TUR <sup>2</sup>	6.10	7.10	6.10	7.10					
<b>REGULAR CLAIMS (UI, UCFE, UCX)</b>									
<b>Initial Claims (Excl. Liable) <sup>3</sup></b>	<b>7,131</b>	<b>6,839</b>	<b>4,425</b>	<b>6,858</b>	<b>21,308</b>	<b>18,331</b>	<b>24,529</b>		
Oregon - New	3,414	3,577	1,852	3,980	11,074	10,117	13,342		
Additional	3,717	3,262	2,573	2,878	9,092	7,116	11,187		
Interstate - Agent	0	0	0	0	1,142	1,098	0		
Interstate - Liable	223	233	150	254	817	819	957		
<b>Weeks Claimed (Excl. Liable) <sup>3</sup></b>	<b>33,610</b>	<b>34,037</b>	<b>29,513</b>	<b>33,588</b>	<b>127,009</b>	<b>115,422</b>	<b>144,904</b>		
Oregon	33,610	34,037	29,513	33,588	118,156	107,333	135,931		
Interstate - Agent	0	0	0	0	8,853	8,089	8,973		
Interstate - Liable	1,682	1,932	1,578	1,893	6,102	5,539	7,559		
<b>New Combined Wage Claims</b>	<b>159</b>	<b>152</b>	<b>138</b>	<b>143</b>	<b>577</b>	<b>472</b>	<b>557</b>		
<b>Non-monetary Determinations &amp; Redeter.</b>	<b>1,591</b>	<b>1,389</b>	<b>1,239</b>	<b>1,746</b>	<b>6,315</b>	<b>6,864</b>	<b>5,812</b>		
<b>PAYMENTS: REGULAR BENEFITS</b>									
First Payments	2,464	2,024	1,821	2,508	9,067	6,631	8,463		
Payments Issued	33,569	32,854	28,274	33,277	112,544	101,907	128,431		
Gross Amount of Payments (\$) <sup>3</sup>	\$10,986,052	10,262,539	\$9,404,916	10,320,290	\$37,545,234	\$34,616,281	40,230,275		
Average Check Amount (\$) <sup>3</sup>	\$327	312	\$333	310	<b>\$334</b>	<b>\$340</b>	<b>313</b>		
Number Exhausting Benefits	478	605	557	641	2,624	2,299	2,572		
<b>TRUST FUND</b>									
Balance (in Millions) (\$)	\$2,858.73	\$2,347.62	\$2,869.91	\$2,352.17	\$2,868.96	\$2,739.66	\$2,347.62		

<sup>1</sup> EB Trigger Graph: <http://www.oregon.gov/EMPLOY/Agency/Documents/Current%20Unemployment%20Insurance%20Reports/IUR.pdf>  
<sup>2</sup> NTUR: Unemployment Compensation Amendment Of 1992 specifies that a 2 month average NTUR be used to determine duration levels. <sup>3</sup> Excludes WORKSHARE program

For current and historic UI reports, visit: <http://www.oregon.gov/EMPLOY/Agency/Pages/UI-Reports.aspx>

<b>Week # :</b>	48
<b>Ending:</b>	December 5, 2015

	This Week	Last Week	Cumulative YTD
<b>EXTENDED BENEFITS (EB)</b>			
Initial Claims (Excl. Liable)	0	0	3
Weeks Claimed (Excl. Liable)	0	0	0
Gross Amount of Payments (\$)	\$0	\$0	\$0
Number Exhausting Benefits	0	0	0

Oregon HEB Trigger "OFF" 04/07/2012.

[http://www.workforcesecurity.doleta.gov/unemploy/claims\\_arch.asp](http://www.workforcesecurity.doleta.gov/unemploy/claims_arch.asp)

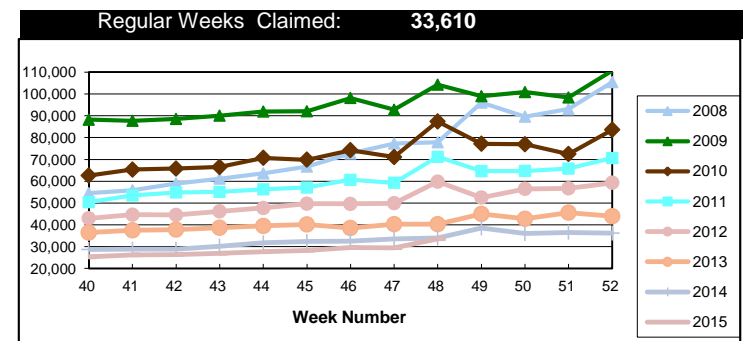
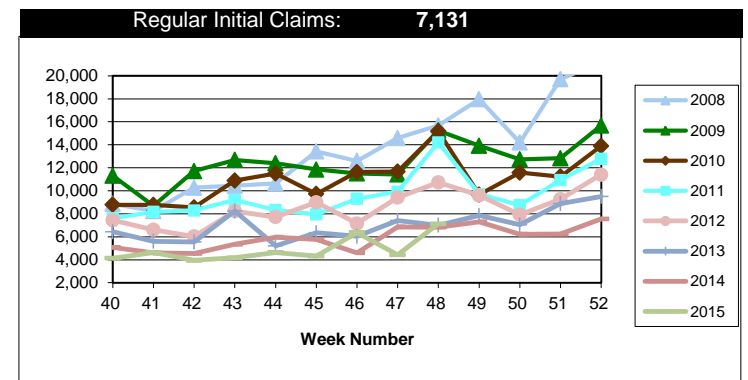
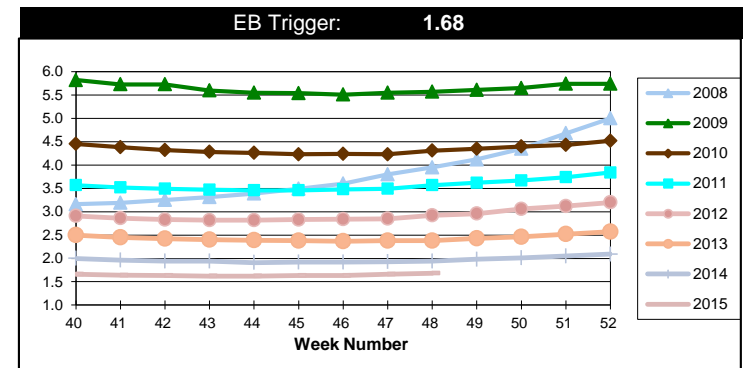
<b>Misc Additional Benefits (AB)</b>			
Initial Claims (Excl. Liable)	0	0	4
Weeks Claimed (Excl. Liable)	5	9	222
Gross Amount of Payments (\$)	0	0	\$0
Number Exhausting Benefits	0	0	0

<b>TRADE ADJUSTMENT ACT (TRA)</b>			
Training Plans	2	0	141
Initial Claims	5	0	431
Weeks Claimed	220	212	15,224
Gross Amount of TRA Payments (\$)	\$191,951	\$95,274	\$6,964,931
Certifications	1	0	5
Gross Amount of A/RTAA Payments (\$)	105,235	51,063	\$4,103,738

<b>WORKSHARE PROGRAM (WS)</b>			
Initial Claims	56	26	2,932
Weeks Claimed	667	438	17,904
Gross Amount of Payments (\$)	\$30,230	\$50,187	\$1,648,117
# of Workshare Plans	157	151	7,188

<b>TRAINING UI (TUI)</b>			
Applications Accepted	59	26	2,598
Approved	50	19	2,244
Weeks Claimed	899	893	31,901
Gross Amount of Payments (\$)	\$173,633	\$175,001	\$8,169,050

<b>SUPPLEMENTAL UI for DISLOCATED WORKERS (SUD)</b>			
Initial Claims	27	9	1,216
Weeks Claimed	411	400	22,388
Gross Amount of Payments (\$)	\$160,154	\$154,430	\$8,157,877



For current and historic UI reports, visit:



<http://www.oregon.gov/EMPLOY/Agency/Pages/UI-Reports.as>



(503) 947-1360



<b>Week # :</b>	<b>48</b>
<b>Ending:</b>	<b>December 5, 2015</b>

<b>SELF EMPLOYMENT (SEA) MONTHLY</b>		<b>November 2015</b>	<b>Cumulative</b>
Referred		20	748
Enrolled		19	747
Completed		49	613
<b>Weeks Claimed</b>	<b>231</b>	<b>997</b>	<b>15,304</b>
<b>Gross Amount of Payments (\$)</b>	<b>104,266</b>	<b>\$446,349</b>	<b>\$6,841,797</b>

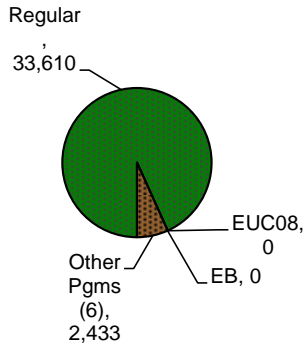
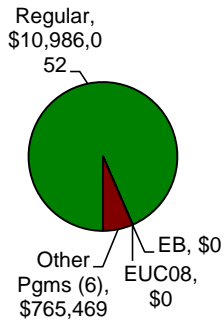
These are MONTHLY counts; data in BOLD is weekly.

<b>EMERGENCY UNEMPLOYMENT COMPENSATION 08 (EUC08)</b>	<b>This Week</b>	<b>Last Week</b>	<b>Cumulative</b>
Initial Claims (Excl. Liable)	0	0	13
Weeks Claimed (Excl. Liable)	0	0	30
Gross Amount of Payments (\$)	\$0	\$0	\$27,369
Number Exhausting Tier 1 Benefits	0	0	4
Number Exhausting Tier 2 Benefits	0	0	0
Number Exhausting Tier Z Benefits (14th week of Tier 2)	0	0	0
Number Exhausting Tier 3 Benefits	0	0	0
Number Exhausting Tier 4 Benefits	0	0	0

EUC began 07/06/2008

**Benefits Paid - By Program**  
**Total: \$11,751,521**

**Weeks Claimed - By Program**  
**Total: 36,043**



Other Programs Include AB, TRA, TAA, WS, TUI, SUD, SEA  
 For current and historic UI reports, visit:

<http://www.oregon.gov/EMPLOY/Agency/Pages/UI-Reports.aspx>

