

UNEMPLOYMENT INSURANCE WEEKLY STATISTICS

State of Oregon
EMPLOYMENT DEPARTMENT
 UI Operations and Program Support

 (503) 947-1360
 Stepheni.K.Hutton@oregon.gov
 www.oregon.gov

LABOR FORCE DATA		Last Month	Prior Month	Last Year
		November 2015	October 2015	November 2014
Oregon Civilian Labor Force		1,991,474	1,982,847	1,967,265
Total Number Unemployed		104,787	106,437	127,807

UNEMPLOYMENT RATES (CIVILIAN) (%)		Labor Force & Rate Data: www.QualityInfo.org		
Total Unemployment:	Oregon	5.30%	5.40%	6.50%
	National	4.80%	4.80%	5.50%
Seasonally Adjusted:	Oregon	5.70%	6.00%	6.80%
	National	5.00%	5.00%	5.80%

Week # :	51		THIS WEEK		LAST WEEK		Last Month	Prior Month	Last Year
	Ending:	December 26, 2015	2015	2014	2015	2014	November 2015	October 2015	November 2014
UNEMPLOYMENT RATES (%)									
Insured Unemployment: Oregon		2.36	2.31	1.97	2.28		1.70	1.50	2.01
EB Trigger ¹		1.81	2.05	1.75	2.01				
Adjusted Insured Unemployment		2.23	2.57	2.17	2.54				
National Average TUR ²		6.00	7.10	6.00	7.10				
REGULAR CLAIMS (UI, UCFE, UCX)									
Initial Claims (Excl. Liable) ³		6,915	6,235	6,382	6,223		21,308	18,331	24,529
Oregon - New		3,527	3,386	3,674	3,797		11,074	10,117	13,342
Additional		3,388	2,849	2,708	2,426		9,092	7,116	11,187
Interstate - Agent		0	0	0	0		1,142	1,098	0
Interstate - Liable		179	222	215	243		817	819	957
Weeks Claimed (Excl. Liable) ³		32,272	36,515	33,278	36,024		127,009	115,422	144,904
Oregon		32,272	36,515	33,278	36,024		118,156	107,333	135,931
Interstate - Agent		0	0	0	0		8,853	8,089	8,973
Interstate - Liable		1,669	2,004	1,683	2,029		6,102	5,539	7,559
New Combined Wage Claims		109	172	165	180		577	472	557
Non-monetary Determinations & Redeter.		1,545	2,191	1,775	2,020		6,315	6,864	5,812
PAYMENTS: REGULAR BENEFITS									
First Payments		2,246	2,743	2,643	2,382		9,067	6,631	8,463
Payments Issued		31,876	36,340	32,715	35,474		112,544	101,907	128,431
Gross Amount of Payments (\$) ³		\$10,518,276	11,244,643	\$10,873,521	11,068,042		\$37,545,234	\$34,616,281	40,230,275
Average Check Amount (\$) ³		\$330	309	\$332	312		\$334	\$340	313
Number Exhausting Benefits		594	635	517	705		2,624	2,299	2,572
TRUST FUND									
Balance (in Millions) (\$)		\$2,833.65	\$2,321.98	\$2,842.3	\$2,329.67		\$2,868.96	\$2,739.66	\$2,347.62

¹ EB Trigger Graph:

<http://www.oregon.gov/EMPLOY/Agency/Documents/Current%20Unemployment%20Insurance%20Reports/IUR.pdf>

² NTUR: Unemployment Compensation Amendment Of 1992 specifies that a 2 month average NTUR be used to determine duration levels.

³ Excludes WORKSHARE program

For current and historic UI reports, visit:

<http://www.oregon.gov/EMPLOY/Agency/Pages/UI-Reports.aspx>

Week # :	51
Ending:	December 26, 2015

	This Week	Last Week	Cumulative YTD
EXTENDED BENEFITS (EB)			
Initial Claims (Excl. Liable)	0	0	3
Weeks Claimed (Excl. Liable)	0	0	0
Gross Amount of Payments (\$)	\$0	\$0	\$0
Number Exhausting Benefits	0	0	0

Oregon HEB Trigger "OFF" 04/07/2012.

http://www.workforcesecurity.doleta.gov/unemploy/claims_arch.asp

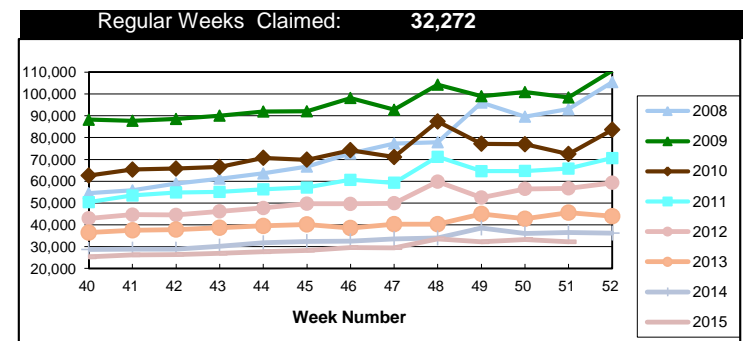
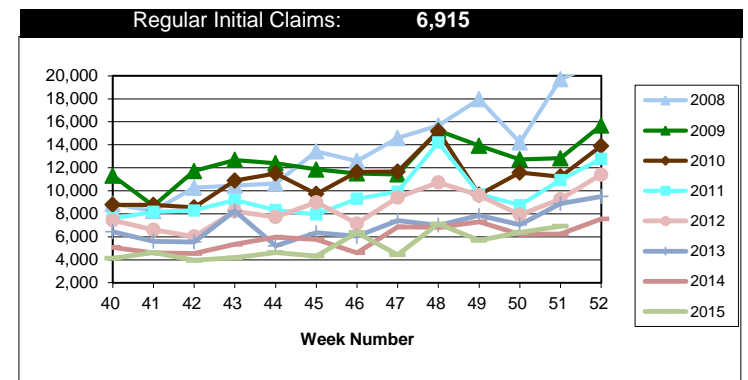
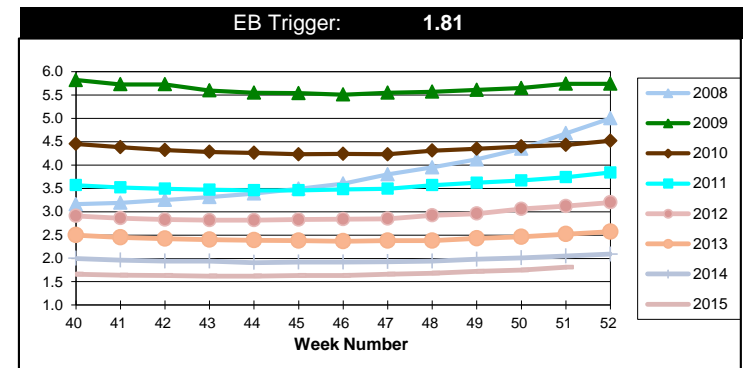
Misc Additional Benefits (AB)			
Initial Claims (Excl. Liable)	0	0	4
Weeks Claimed (Excl. Liable)	3	3	231
Gross Amount of Payments (\$)	0	0	\$0
Number Exhausting Benefits	0	0	0

TRADE ADJUSTMENT ACT (TRA)			
Training Plans	16	8	172
Initial Claims	75	60	571
Weeks Claimed	180	221	15,846
Gross Amount of TRA Payments (\$)	\$82,174	\$100,894	\$7,248,336
Certifications	0	3	9
Gross Amount of A/RTAA Payments (\$)	48,543	56,279	\$4,258,114

WORKSHARE PROGRAM (WS)			
Initial Claims	16	40	3,053
Weeks Claimed	398	456	19,188
Gross Amount of Payments (\$)	\$35,821	\$39,708	\$1,767,130
# of Workshare Plans	160	159	7,664

TRAINING UI (TUI)			
Applications Accepted	41	52	2,746
Approved	37	46	2,375
Weeks Claimed	822	870	34,477
Gross Amount of Payments (\$)	\$148,597	\$161,709	\$8,644,275

SUPPLEMENTAL UI for DISLOCATED WORKERS (SUD)			
Initial Claims	16	26	1,279
Weeks Claimed	386	401	23,574
Gross Amount of Payments (\$)	\$148,982	\$155,225	\$8,614,752



For current and historic UI reports, visit:



<http://www.oregon.gov/EMPLOY/Agency/Pages/UI-Reports.as>



(503) 947-1360



Week # :	51
Ending:	December 26, 2015

SELF EMPLOYMENT (SEA) MONTHLY		November 2015	Cumulative
Referred		20	785
Enrolled		19	784
Completed		49	671
Weeks Claimed	187	997	15,907
Gross Amount of Payments (\$)	82,280	\$446,349	\$7,113,653

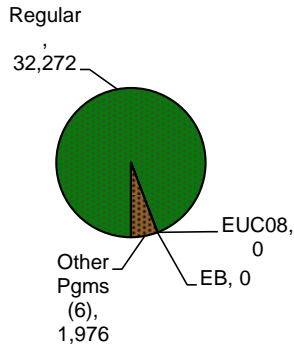
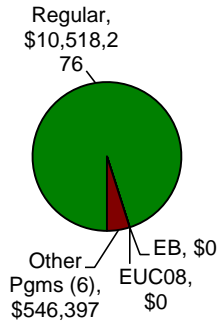
These are MONTHLY counts; data in BOLD is weekly.

EMERGENCY UNEMPLOYMENT COMPENSATION 08 (EUC08)	This Week	Last Week	Cumulative
Initial Claims (Excl. Liable)	0	0	14
Weeks Claimed (Excl. Liable)	0	0	30
Gross Amount of Payments (\$)	\$0	\$340	\$27,919
Number Exhausting Tier 1 Benefits	0	0	4
Number Exhausting Tier 2 Benefits	0	0	0
Number Exhausting Tier Z Benefits (14th week of Tier 2)	0	0	0
Number Exhausting Tier 3 Benefits	0	0	0
Number Exhausting Tier 4 Benefits	0	0	0

EUC began 07/06/2008

Benefits Paid - By Program
Total: \$11,064,673

Weeks Claimed - By Program
Total: 34,248



Other Programs Include AB, TRA, TAA, WS, TUI, SUD, SEA
 For current and historic UI reports, visit:

<http://www.oregon.gov/EMPLOY/Agency/Pages/UI-Reports.aspx>

