

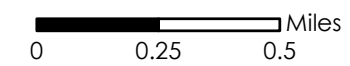


-  Amended Site Boundary
-  Carty Site Boundary Expansion Areas



1:25,000



Credits: Copyright:© 2014 Esri
Esri, USDA Farm Service Agency

Figure B-2
Site Overview and
Amended Site Boundary

Request for Amendment No. 1
Carty Generating Station Site Certificate
Portland General Electric Company
February 2018