

**OREGON
EMPLOYEES
CHARITABLE
FUND DRIVE**



Submitted by

United Way of the
Mid-Willamette Valley
UnitedWayMWV.org



2019 Oregon State Charitable Fund Drive
Annual Campaign Report
Total Raised: \$719,755.10
Employee Participation: 2.4%

The Charitable Fund Drive (CFD) Committee goal for 2019 Campaign: To successfully identify and transition campaign to a new Campaign Managing Organization (CMO).

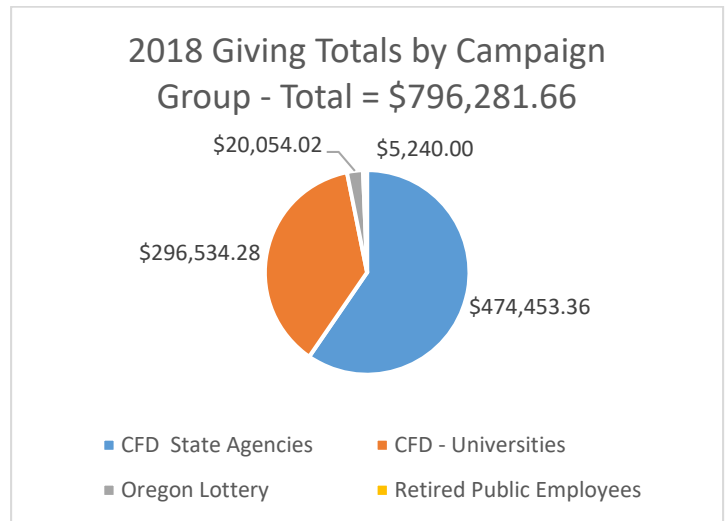
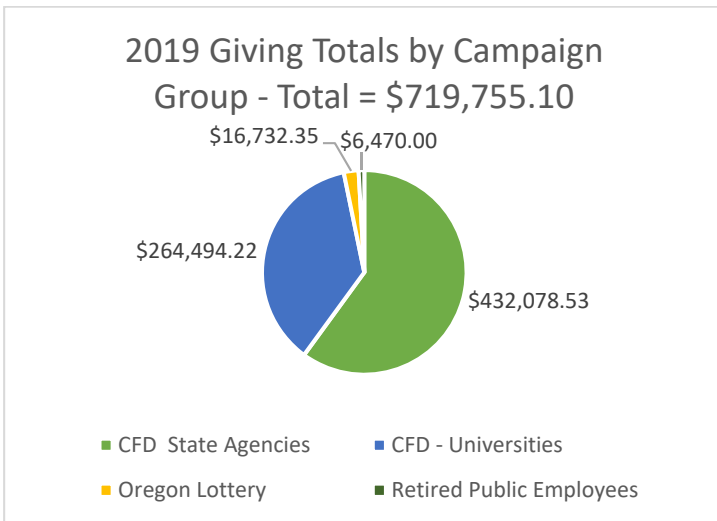
This goal was met successfully with the United Way of the Mid-Willamette Valley taking over as the new CMO. However it was later in the campaign season when this occurred and did have an impact on the 2019 CFD campaign.

Total revenues continued a several year decline – coming in at \$719,755.10 – a 10% drop from the previous year.

Overall Campaign Report:

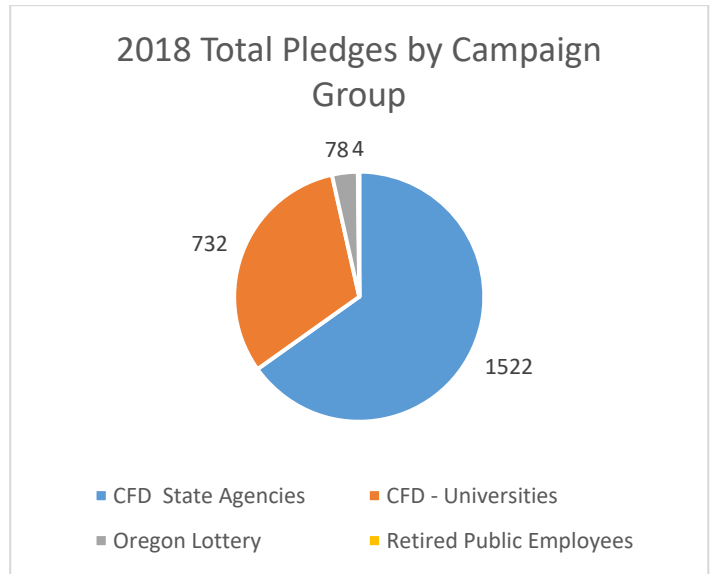
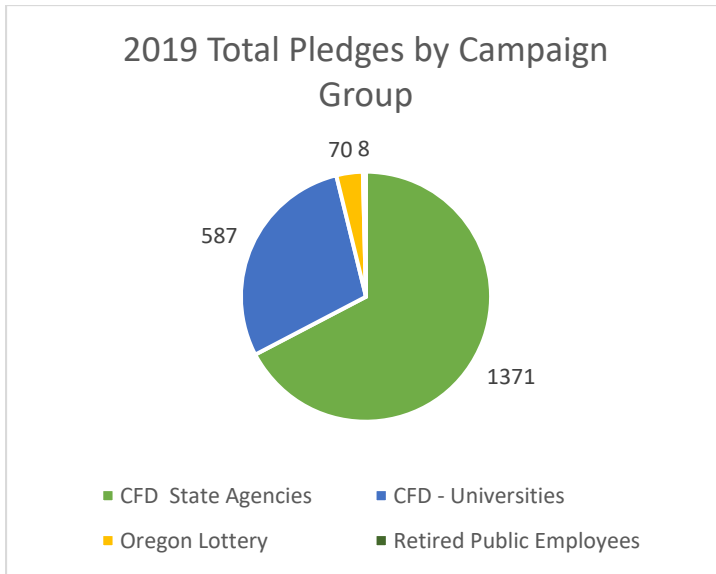
The CFD campaign is divided into 4 smaller sub-campaigns. State agencies, State Universities, Oregon Lottery, and Retired Employees.

2019 Total Pledge/Gifts Comparison to previous year:



Overall between campaign years:
 State Agencies down 9%.
 Universities down 11%
 Oregon Lottery down 17%
 Retired Employees up 20%

2019 Total Pledge/Gift by count Comparison to previous year:



Overall between campaign years:

State Agencies 151 fewer pledges in 2019.

Universities 145 fewer pledges in 2019.

Oregon Lottery 8 fewer pledges in 2019.

Retired Employees 4 more pledges in 2019.

Method of Giving:

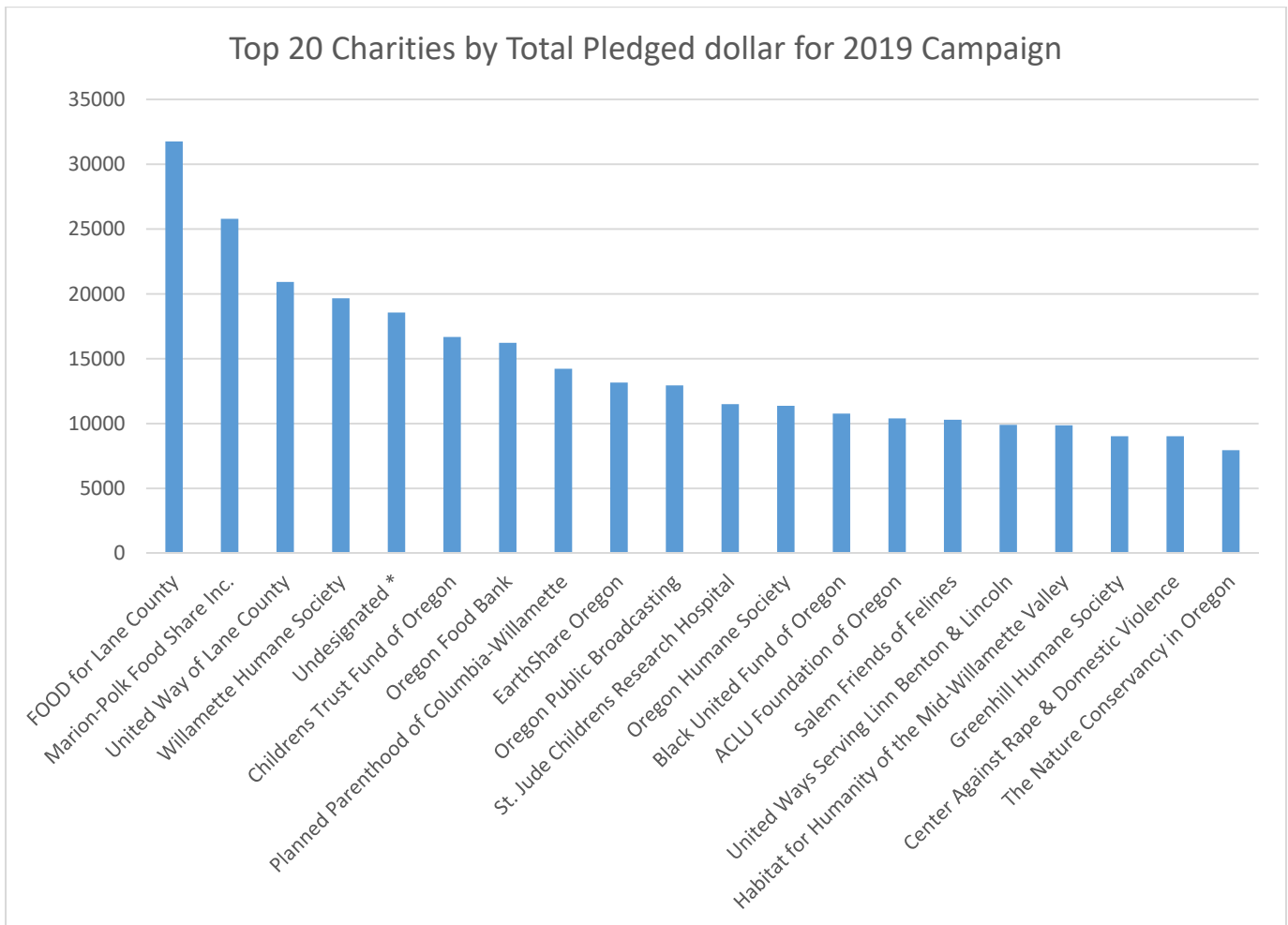
This table summarizes giving methods by totals for the 2019 campaign:

	Payroll Deduct	Check	Cash	Credit Card - 1x	Credit Card - 12x	ACH	
State Agencies	\$387,262.00	\$20,836.13	\$14,707.40	\$8,797.00	\$360.00	\$116.00	
Universities	\$206,835.00	\$853.07	\$1,463.15	\$48,648.00	\$6,620.00	\$75.00	
Lottery	\$11,911.00	\$3,951.35	\$575.00	\$245.00	\$0.00	\$50.00	
Retired	\$0.00	\$0.00	\$0.00	\$4,100.00	\$2,370.00	\$0.00	
Totals	\$606,008.00	\$25,640.55	\$16,745.55	\$61,790.00	\$9,350.00	\$241.00	\$719,775.10

Charities:

Overall, 716 charities were represented by 24 Federations and available for state employees to donate to. 549 charities received pledges/gifts that will be distributed quarterly through 2020 to early 2021.

Here are the top 20 charities statewide by total dollar raised/pledged:



*Undesignated funds are those not designated to any specific charity and are distributed across all Federations.

Awards:

Employee Coordinators and staff gathered at the Annual CFD Award event on February 4th, 2020 at Pringle Park Community Center.

2019 Award recipients:

Agency Employee Participation:

- 1-99 employees: Oregon Psychiatric Security Review Board (41%)
- 100-499 employees: Oregon Public Employees Retirement System (23%)
- 500-99 employees: Oregon Department of Environmental Quality (10%)
- 1000+ employees: Oregon Employment Department (8%)

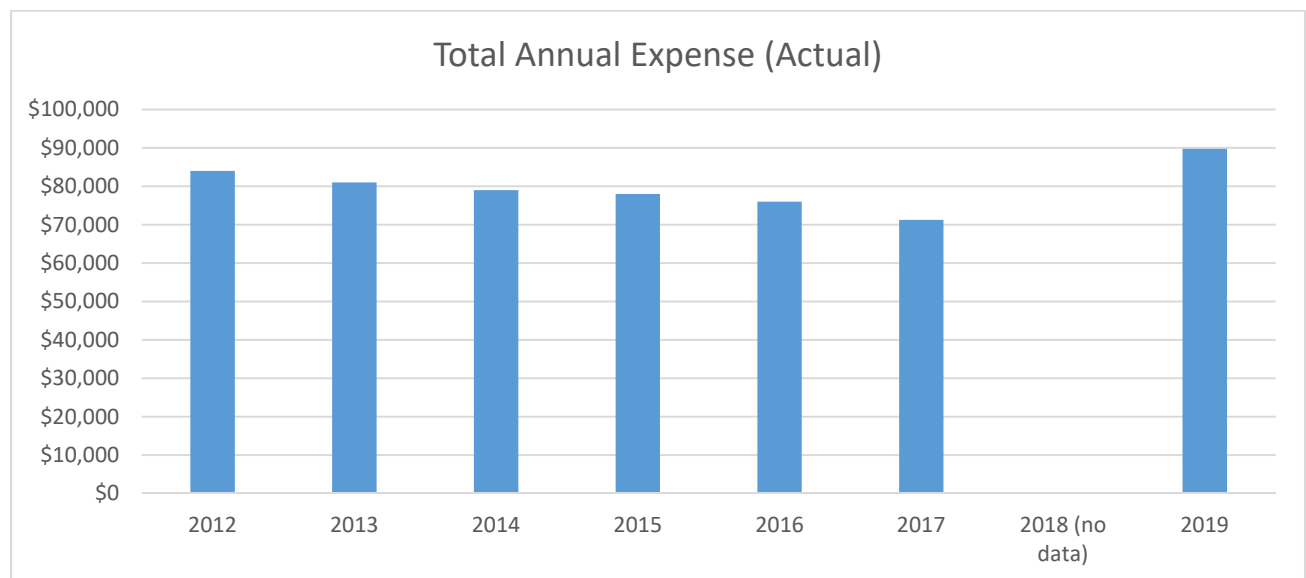
Agency Employee Total dollars raised:

- 1-99 employees: Oregon Department of Energy (\$8266)
- 100-499 employees: Oregon Lottery (\$16,732)
- 500-99 employees: Oregon Dept. of Environmental Quality (\$27,536)
- 1000+ employees: Oregon Department of Transportation (\$54,247)

Expenses:

With the transition to a new CMO, expenses were marginally up in comparison to previous years due to insurance, software, and staffing costs. Total expenses for the 2019 campaign year were \$89,746. This was 12% of campaign revenues.

This chart provides a year over year comparison of the Charitable Fund Drive CMO expenses since 2012:



Agency Summaries by total dollar, total pledges/gifts, and AVG gift:

Agency/Dept/Entity	Pledges/Gifts	Total	Avg
Administrative Services Dept	60	\$13,472.51	\$224.54
Agriculture, Dept of	8	\$3,792.00	\$474.00
Aviation, Dept of	6	\$1,167.00	\$194.50
Blind, Commission for the	7	\$858.76	\$122.68
Business Oregon	10	\$2,515.00	\$251.50
Construction Contractors Board	2	\$625.00	\$312.50
Corrections, Dept of	35	\$11,255.00	\$321.57
DCBS	73	\$17,806.00	\$243.92
DHS - Department of Human Services	184	\$50,273.56	\$273.23
Education, Oregon Dept of	23	\$6,182.15	\$268.79
Employment Department	93	\$19,603.92	\$210.79
Employment Relations Board	1	\$100.00	\$100.00
Energy, Department of	25	\$8,266.35	\$330.65
Environmental Quality, Dept of	70	\$27,536.00	\$393.37
Ethics Commission	1	\$120.00	\$120.00
Forestry, Dept of	17	\$4,562.00	\$268.35
Geology & Mineral Industry, Dept of	1	\$120.00	\$120.00
Governor, Office of	4	\$2,400.00	\$600.00
Higher Education Coordinating Commission	13	\$2,675.00	\$205.77
Housing & Community Services, Dept	13	\$5,860.00	\$450.77
Judicial - Judges	1	\$600.00	\$600.00
Judicial Department	21	\$7,942.00	\$378.19
Justice Department	56	\$39,524.50	\$705.79
Labor & Industries, Bureau of	4	\$1,260.00	\$315.00
Land Conservation & Development, Dept of	4	\$2,460.00	\$615.00
Legislative Counsel Committee	2	\$1,560.00	\$780.00
Legislative Fiscal Office	4	\$2,520.00	\$630.00
Legislative Policy & Research Committee	2	\$660.00	\$330.00
Library, Oregon State	10	\$3,764.00	\$376.40
Liquor Control Commission, Oregon	6	\$2,339.00	\$389.83
Marine Board	6	\$816.00	\$136.00
Military Department, Oregon	11	\$3,864.00	\$351.27
Nursing, Board of	5	\$930.00	\$186.00
ODFW	29	\$10,062.00	\$346.97
ODOT/Dept of Transportation	150	\$54,586.63	\$363.91
OHA/Oregon Health Authority	95	\$34,695.00	\$365.21
Oregon Medical Board	18	\$3,333.50	\$185.19
Oregon Youth Authority	17	\$3,720.55	\$218.86
Parks & Recreation, Dept	12	\$2,661.45	\$221.79
Parole/Post Prison Supervision, Brd of	3	\$688.50	\$229.50

Pharmacy, Oregon Board of	1	\$180.00	\$180.00
Police, Oregon State	11	\$2,162.00	\$196.55
Psychiatric Security Review Board	9	\$1,140.00	\$126.67
Public Defense Services, Office of	8	\$3,456.00	\$432.00
Public Employees Retirement System	81	\$16,533.00	\$204.11
Public Safety Standards & Training, Dept of	4	\$1,120.00	\$280.00
Public Utility Commission	13	\$4,404.00	\$338.77
Real Estate Agency	3	\$780.00	\$260.00
Revenue, Dept of	32	\$8,926.00	\$278.94
Secretary of State	40	\$11,107.00	\$277.68
State Lands, Department of	6	\$1,008.00	\$168.00
Tax Practitioners, Board of	2	\$320.00	\$160.00
Teacher Standards & Practices	5	\$1,140.00	\$228.00
Treasury, Oregon State	20	\$10,670.47	\$533.52
Veterans Affairs, Dept of	12	\$4,458.25	\$371.52
Water Resources Department	20	\$6,416.43	\$320.82
Watershed Enhancement Board	2	\$1,080.00	\$540.00
Lottery, Oregon State/Salem	70	\$16,732.35	\$239.03
Eastern Oregon University	3	\$550.00	\$183.33
Oregon Institute of Technology	55	\$13,502.00	\$245.49
Oregon State University	173	\$109,135.00	\$630.84
Portland State University	19	\$8,372.00	\$440.63
Southern Oregon University	14	\$5,875.00	\$419.64
University of Oregon	319	\$123,340.22	\$386.65
Western Oregon University	4	\$3,720.00	\$930.00
Retired Public Employee	8	\$6,470.00	\$808.75

Totals

2036 \$719,775.10