

Searching & Filtering the Public ETPL

This guide is designed to help you find what you are looking for in the Eligible Training Provider List (ETPL) on LEARN, an online information portal for the State of Oregon, Higher Education Coordinating Commission. This is a public list; no login or account is needed to view and search. Oregon's ETPL is a tool for Oregon jobseekers and the WorkSource Oregon partners who support them. The ETPL is for Oregonians who are seeking training from providers that are supported through the state administration of the Workforce Innovation and Opportunity Act (WIOA).

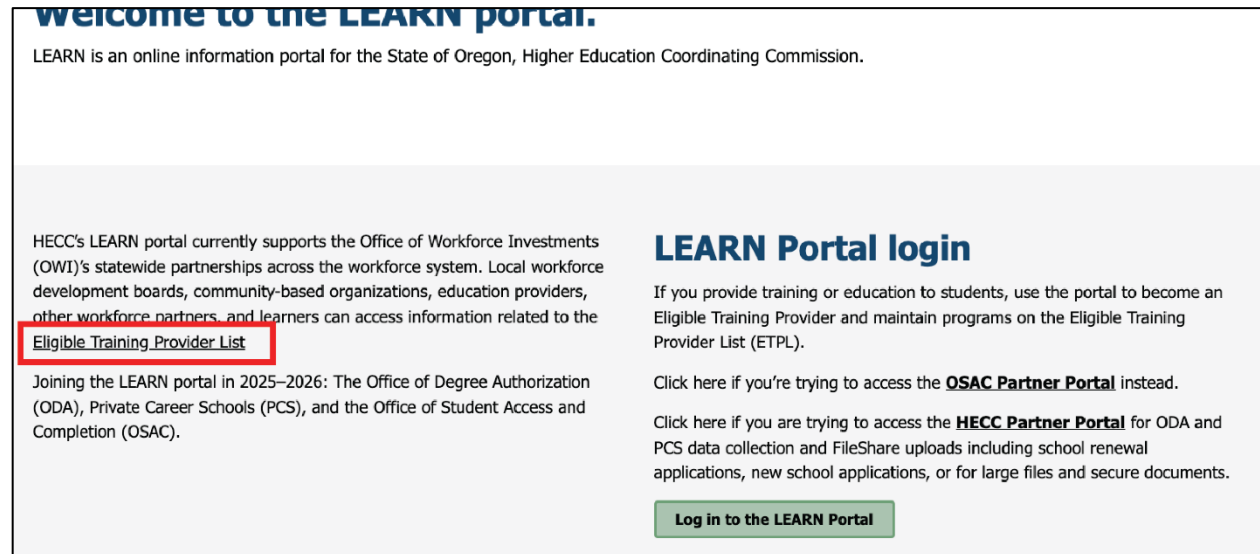
Table of Contents

| | |
|--|---|
| Searching & Filtering the Public ETPL | 1 |
| Navigating to the ETPL | 2 |
| Instructions for Searching & Filtering | 3 |
| Basic Search | 3 |
| Advanced Search Filters | 4 |
| Viewing More Details for a Program..... | 4 |

Navigating to the ETPL

Click [this link](#) (update with public link once available) to navigate directly to the Eligible Training Provider List (ETPL) page.

If you're coming from the LEARN home page, you can click the link for it on the Home page.



Welcome to the LEARN portal.

LEARN is an online information portal for the State of Oregon, Higher Education Coordinating Commission.

HECC's LEARN portal currently supports the Office of Workforce Investments (OWI)'s statewide partnerships across the workforce system. Local workforce development boards, community-based organizations, education providers, other workforce partners, and learners can access information related to the **Eligible Training Provider List**.

Joining the LEARN portal in 2025–2026: The Office of Degree Authorization (ODA), Private Career Schools (PCS), and the Office of Student Access and Completion (OSAC).

LEARN Portal login

If you provide training or education to students, use the portal to become an Eligible Training Provider and maintain programs on the Eligible Training Provider List (ETPL).

Click here if you're trying to access the **OSAC Partner Portal** instead.

Click here if you are trying to access the **HECC Partner Portal** for ODA and PCS data collection and FileShare uploads including school renewal applications, new school applications, or for large files and secure documents.

[Log in to the LEARN Portal](#)

Alternatively, if you're looking for more information first, you can first go to the Training Programs page by using the navigation menu at the top.



Sign In Contact Us

Home **Training Programs** Help


Then scroll down to the **Job-seekers and Workers** section and click **Search for Training Programs** (highlighted in the screenshot below). This will take you to the ETPL.

seeking training from providers that are supported through the state administration of the Workforce Innovation and Opportunity Act (WIOA).

As a WorkSource Oregon partner, the [HECC Office of Workforce Investments](#) oversees a number of workforce programs, including federally-funded programs authorized by WIOA. To be eligible to receive WIOA funding to support training for a WIOA program participant, the training provider and its program of study must be on this list.

In addition, Oregon has reciprocal agreements that recognize the ETP lists for training providers in the following states:


- [Idaho ETPL](#)
- [Washington ETPL](#)
- [Utah ETPL](#)



Job-seekers and Workers

If you are interested in learning about funding and other supports for eligible training, or potentially enrolling in one of the ETPL programs, please reach out to [your local WorkSource Oregon center](#).

[Search for Training Programs](#)



Training Providers

Find guidelines on adding your training to the ETPL.

[View Provider Guidelines](#)

Instructions for Searching & Filtering

A list of available programs will automatically appear. You can scroll through the full list or use the Basic Search and/or Advanced Search Filters to change the programs you see.

Basic Search

To do a Basic Search, use keywords to find relevant programs. Enter your keyword(s) and click **Search**. The search-bar is located directly above the list (pictured below). Basic Search will show any Programs that contain the keyword in any of the fields.

Program Search

This is a list of programs on the Eligible Training Provider List. This list is a searchable tool for Oregon participants seeking training to identify appropriate providers and programs, and relevant information, such as cost and program outcomes.

If you are interested in learning about funding and other supports for eligible training, or potentially enrolling in one of the ETPL programs, please reach out to [your local WorkSource Oregon center](#).

Instructions

For a Basic Search, use keywords to find relevant programs. The keyword search also supports the use of exact match phrases to filter results better. Combine a keyword search with Advanced Search Filters to refine the results.

Basic Search Options

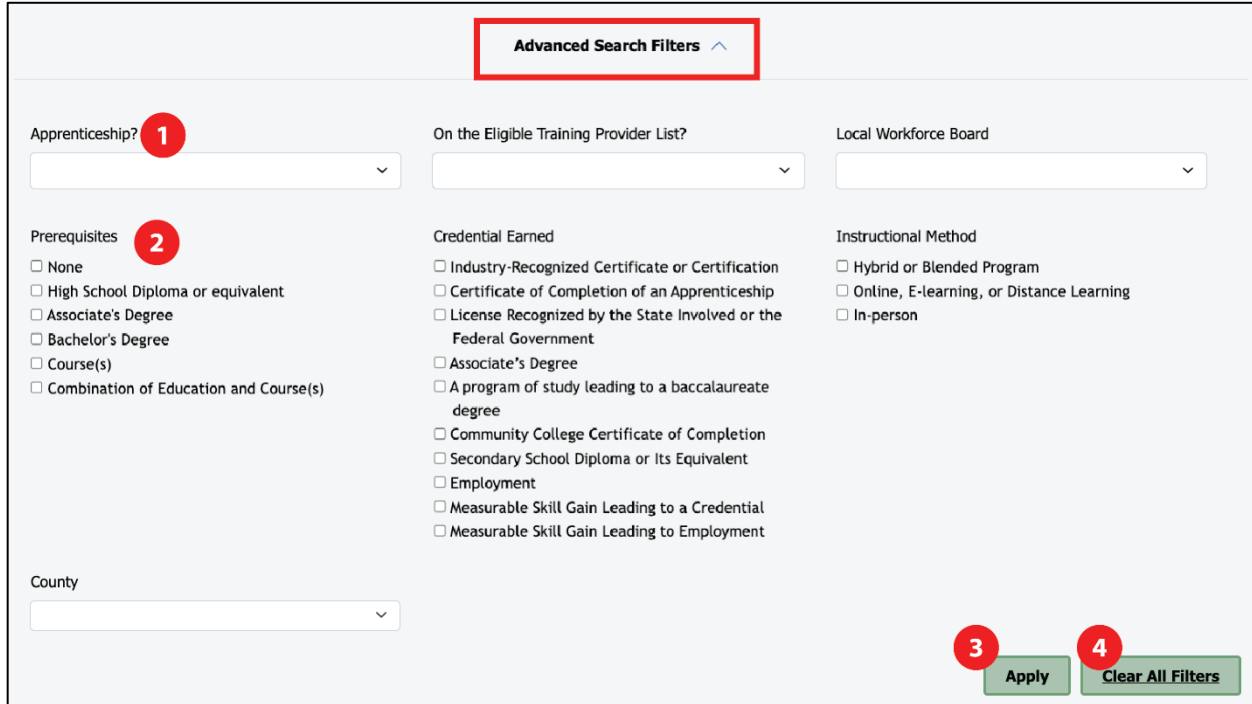
Keyword(s)

[Search](#)

The keyword search also supports the use of exact match phrases to filter results better. Combine a keyword search with Advanced Search Filters to refine the results.

Advanced Search Filters

Under the Keyword search-bar, you will see an option for **Advanced Search Filters**. Click the caret icon to open this menu of options (highlighted in the screenshot) and select your filters. Key elements are numbered in the screenshot below with corresponding descriptions.



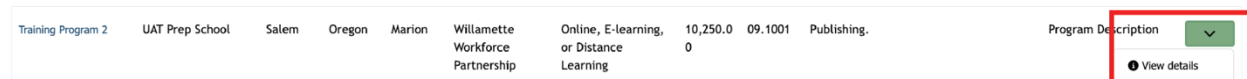
The screenshot shows the 'Advanced Search Filters' menu. A red box highlights the 'Advanced Search Filters' header with a caret icon. Below the header, there are several filter categories: 'Apprenticeship?' (1), 'On the Eligible Training Provider List?' (1), 'Local Workforce Board' (1), 'Prerequisites' (2), 'Credential Earned', 'Instructional Method', and 'County'. The 'Prerequisites' section has a multi-select list with checkboxes for 'None', 'High School Diploma or equivalent', 'Associate's Degree', 'Bachelor's Degree', 'Course(s)', and 'Combination of Education and Course(s)'. The 'Credential Earned' section has a list of checkboxes for various credentials. The 'Instructional Method' section has checkboxes for 'Hybrid or Blended Program', 'Online, E-learning, or Distance Learning', and 'In-person'. At the bottom right, there are two buttons: 'Apply' (3) and 'Clear All Filters' (4).

1. A small caret icon indicates that there is a drop-down menu to select from. Click into the field to view the menu options and make a selection.
2. Some categories are multi-select, which means you can check as many boxes as you would like to apply to your search.
3. Click **Apply** to view the filtered Program List.
4. Click **Clear All Filters** to return to the default view of all Programs.

NOTE: You can use the keyword search-bar and filters at the same time. The filters will be applied to the results you keyword search for.

Viewing More Details for a Program

To see additional information about a specific program on the list, click the caret icon in the top right corner of that program listing and click **View details**.



The screenshot shows a table of program listings. The first row is highlighted. The columns are: Training Program 2, UAT Prep School, Salem, Oregon, Marion, Willamette Workforce Partnership, Online, E-learning, or Distance Learning, 10,250.0, 09.1001, Publishing. The last column is 'Program Description'. A red box highlights the 'View details' button in the 'Program Description' column.