



ENROLLMENT

Oregon Undergraduates



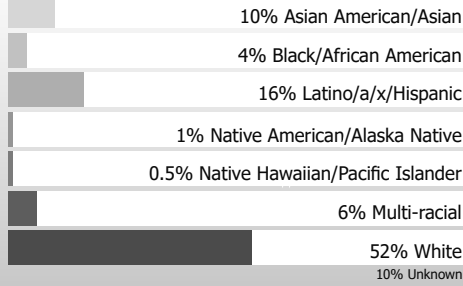
31,491

Total students

19,917

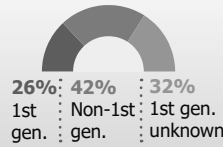
Oregon undergraduates  
(used for metrics)

Race/Ethnicity




Students of color are increasingly represented on campuses. Currently, **38%** of PSU students identify as students of color.

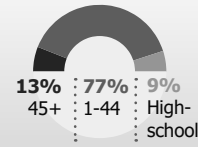
1st-Generation Status



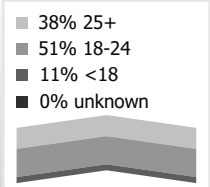
Primary Area of Instruction



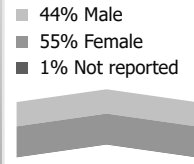
Annual Credit Load



Age



Gender



AFFORDABILITY

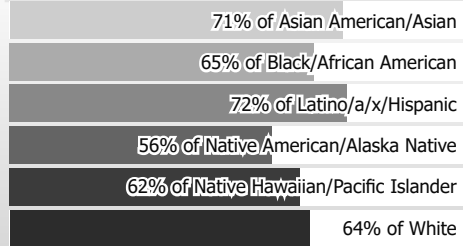
FAFSA Filers



67%

of students were unable to meet expenses with expected resources: family contributions, student earnings, and grant aid

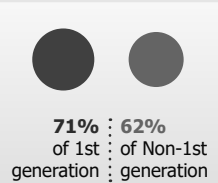
Unable to Meet Expenses with Expected Resources



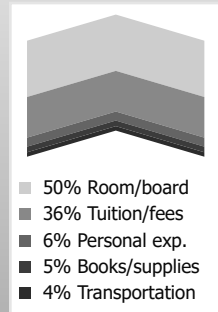
Average Cost of Attendance (COA)

\$26,953 : COA  
\$20,026 : COA after public student aid  
\$17,032 : COA after institutional + public aid

Time to Completion Increases Cost



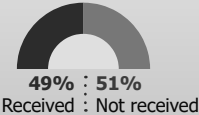
COA Components



Students Receiving Financial Aid

Federal Pell 7,974  
OR Promise 0  
OR Opportunity Grant 4,995  
Institutional Aid 5,108

Students Receiving Public Grant Aid



Average Debt Among Graduates

\$21,500

Incl. students with \$0 debt Federal Loans

Loans fill the gap between costs and resources. **42%** of undergraduates have federal loans. Graduation rates increase with grants and decrease with loans.

OUTCOMES

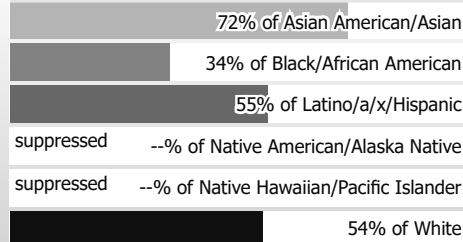
Credential-Seeking



56%

of 1st-time, full-time university freshmen complete a bachelor's degree within 6 years

Completion Rates

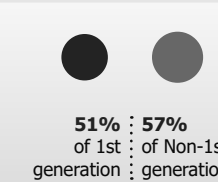


Retention Rate

80%  
Students continuing after 1st year

Bachelor's Completion Rate if continued to junior year

76% PSU 1st-time/Freshmen  
63% Transfer Students



Graduation rates among all students have been slowly increasing over time. However, rates can vary greatly for different groups.

Annual Earnings

Associate degree/Certificate (statewide) \$40,043  
Bachelor's degree \$46,865  
Median annual earnings 5 years after graduation

Number of Students Completing

1,196 Graduate/professional  
363 Certificates/licensures  
3,437 Bachelor's degrees

