

OREGON HIGHER EDUCATION COMMUNITY COLLEGES SNAPSHOT



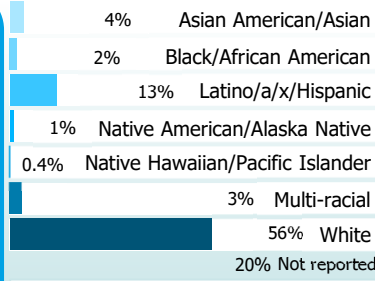
2016-17 Academic Year
Community Colleges



ENROLLMENT

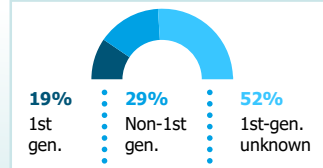
281,220
Total students

Race/Ethnicity

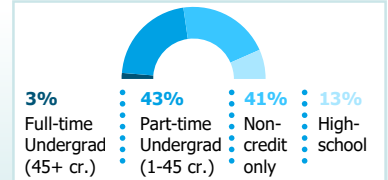


Students of color are increasingly represented on campuses. Currently, nearly **24%** of higher education students identify as students of color.

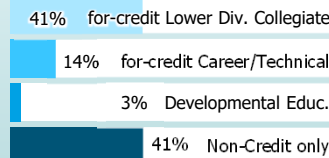
1st-Generation Status



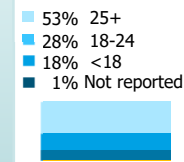
Enrollment Level



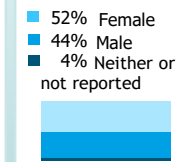
Primary Area of Instruction (most credits)



Age



Gender

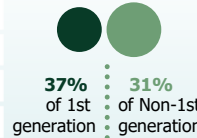
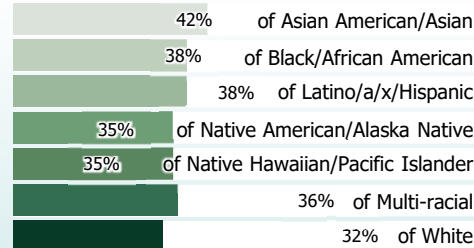


AFFORDABILITY

FAFSA filers

34%
of students were unable to meet expenses with expected resources: family contributions, student earnings, and grant aid.

Unable to Meet College Expenses with Expected Resources



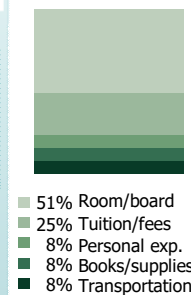
Average Cost of Attendance (COA)

\$18,78	COA
\$14,49	COA after public student aid
\$13,99	COA after institutional + public aid

Longer Time to Completion Increases Cost



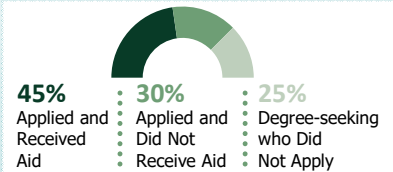
COA Components



Students Receiving Financial Aid

Federal Pell	Oregon Promise
39,657	6,852
OR Opportunity Grant	Institutional Aid
22,215	21,014

Students Seeking Financial Aid



Average Debt Among Graduates

\$15,354	Incl. students with \$0 debt Federal Loans
-----------------	--

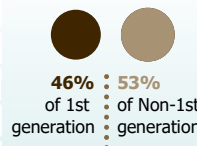
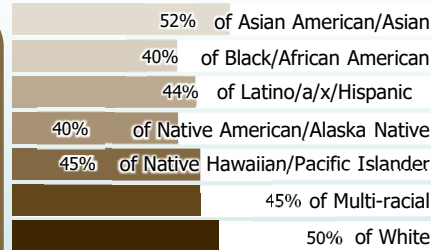
Loans fill the gap - **38%** of undergraduates have federal loans. Graduation rates rise with grants and fall with loans.

OUTCOMES

Credential-Seeking

48%
of new community college students complete an associate degree or certificate, or transfer to a university within 4 years

Completion Rates

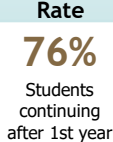


Annual Earnings from Oregon Employment


	All certificates (statewide)	Associate degree (statewide)	Bachelor's degree
5 years	\$34,698	\$37,903	\$44,290
10 years	N/A	N/A	\$56,215

Median earnings 5 and 10 years after graduation.

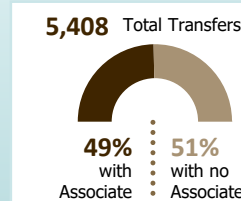
Retention Rate



Bachelor's Completion Rate if continued to junior year



Number of Students Transferring and Completing



For institution snapshots, visit www.oregon.gov/highered/research/Pages/snapshots.aspx. See back of this document for data notes and definitions. Created by HECC Office of Research and Data in April 2018. Data in this version published 10/11/202. Suggested citation: Oregon Higher Education Coordinating Commission. (2022). Statewide Higher Education Snapshots. Salem: Oregon.

