

OREGON HIGHER EDUCATION COMMUNITY COLLEGES SNAPSHOT



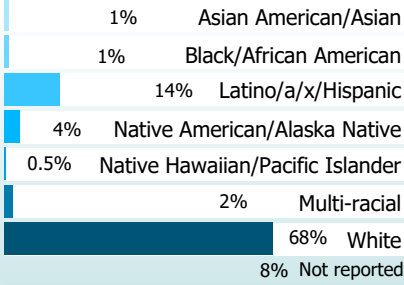
2016-17 Academic Year
Klamath Community College



ENROLLMENT

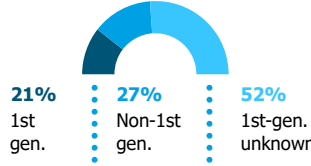
6,120
Total students

Race/Ethnicity

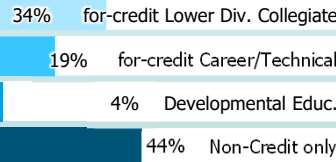


Students of color are increasingly represented on campuses. Currently, nearly **23%** of higher education students identify as students of color.

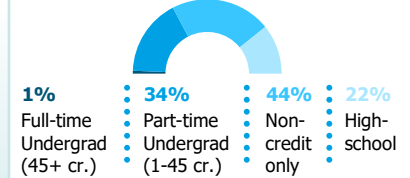
1st-Generation Status



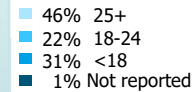
Primary Area of Instruction (most credits)



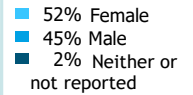
Enrollment Level



Age



Gender



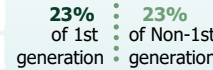
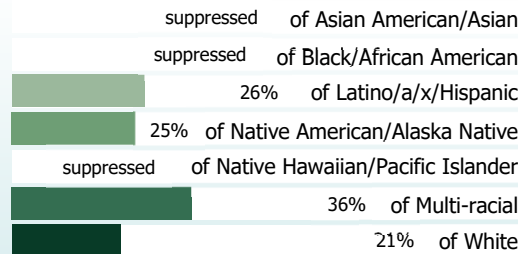
AFFORDABILITY

FAFSA filers

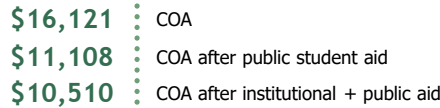
23%

of students were unable to meet expenses with expected resources: family contributions, student earnings, and grant aid.

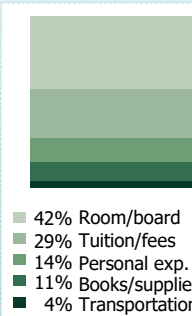
Unable to Meet College Expenses with Expected Resources



Average Cost of Attendance (COA)



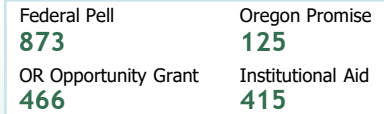
COA Components



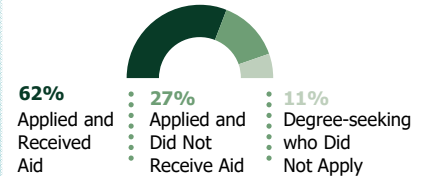
Longer Time to Completion Increases Cost



Students Receiving Financial Aid



Students Seeking Financial Aid



Average Debt Among Graduates



Loans fill the gap - **57%** of undergraduates have federal loans. Graduation rates rise with grants and fall with loans.

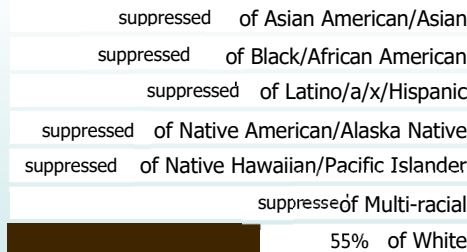
OUTCOMES

Credential-Seeking

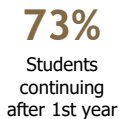
55%

of new community college students complete an associate degree or certificate, or transfer to a university within 4 years

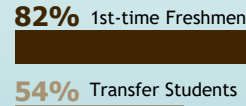
Completion Rates



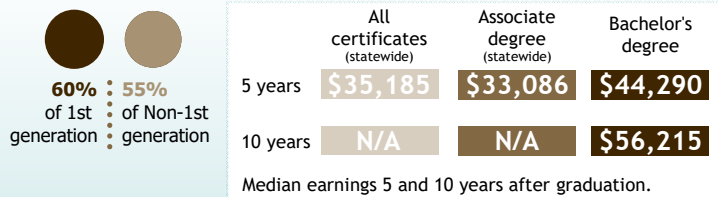
Retention Rate



Bachelor's Completion Rate if continued to junior year



Annual Earnings from Oregon Employment



Number of Students Transferring and Completing

105 Total Transfers

