


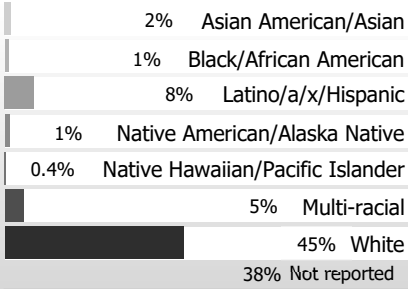
OREGON HIGHER EDUCATION UNIVERSITIES SNAPSHOT

ENROLLMENT



4,701
Oregon Undergraduates*
8,087
Total students

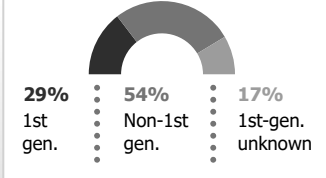
Race/Ethnicity



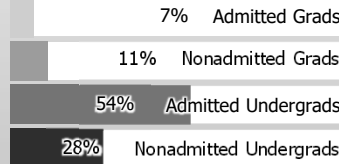
Students of color are increasingly represented on campuses. Currently, nearly **17%** of higher education students identify as students of color.

*Used as total students for all metrics except Primary Area of Instruction, which also includes graduate students.

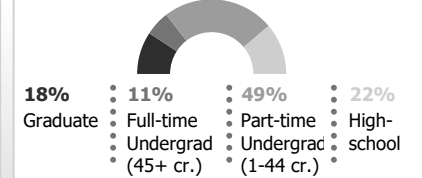
1st-Generation Status



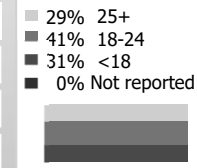
Primary Area of Instruction (most credits)



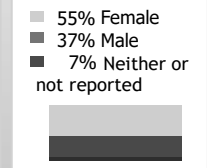
Enrollment Level



Age



Gender



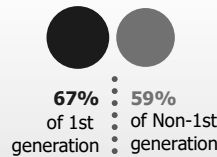
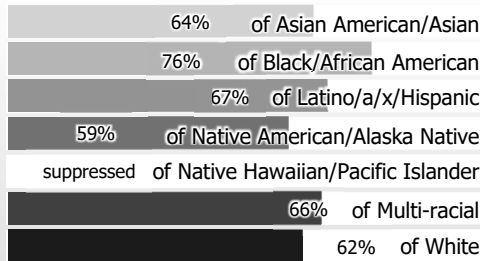
AFFORDABILITY

FAFSA filers



63%
of students were unable to meet expenses with expected resources: family contributions, student earnings, and grant aid.

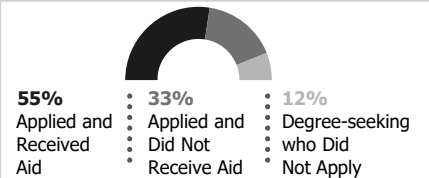
Unable to Meet College Expenses with Expected Resources



Students Receiving Financial Aid

Federal	Oregon
1,436	0
OR Opportunity	Institutional
994	1,167

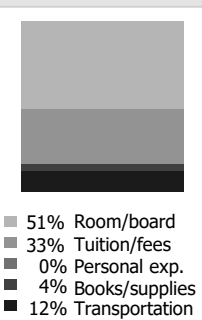
Students Seeking Financial Aid



Average Cost of Attendance (COA)

\$26,218	COA
\$21,949	COA after public student aid
\$19,475	COA after institutional + public aid

COA Components



Average Debt Among Graduates

\$23,300 Inc. students with \$0 debt Federal Loans


Loans fill the gap - **47%** of undergraduates have federal loans. Graduation rates rise with grants and fall with loans.

Longer Time to Completion Increases Cost



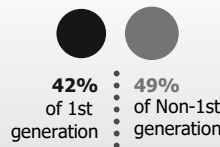
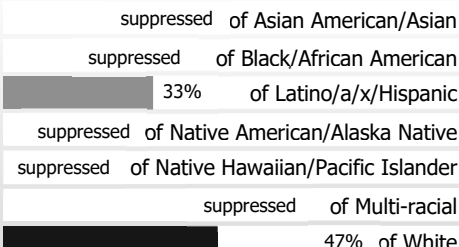
OUTCOMES

Credential-Seeking



45%
of 1st-time, full-time university freshmen complete a bachelor's degree within 6 years

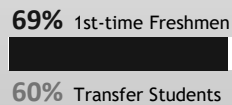
Completion Rates



Retention Rate

71%
Students continuing after 1st year

Bachelor's Completion Rate if continued to junior year



Graduation rates among all students have been increasing over time. However, rates can vary greatly for different groups.

Annual Earnings from Oregon Employment

	All certificates (statewide)	Associate degree (statewide)	Bachelor's degree
5 years	\$34,698	\$37,903	\$34,315
10 years	N/A	N/A	\$46,402

Median earnings 5 and 10 years after graduation.

Number of Students Completing



