

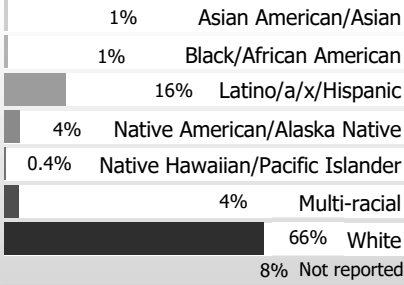


**ENROLLMENT**



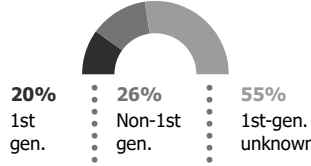
**6,229**  
Total students

**Race/Ethnicity**

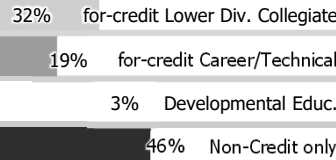


Students of color are increasingly represented on campuses. Currently, nearly **26%** of higher education students identify as students of color.

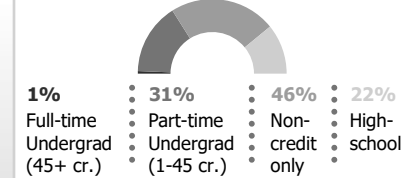
**1st-Generation Status**



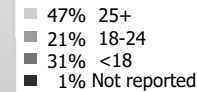
**Primary Area of Instruction (most credits)**



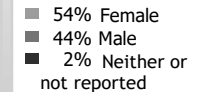
**Enrollment Level**



**Age**



**Gender**



**AFFORDABILITY**

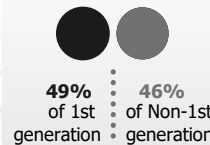
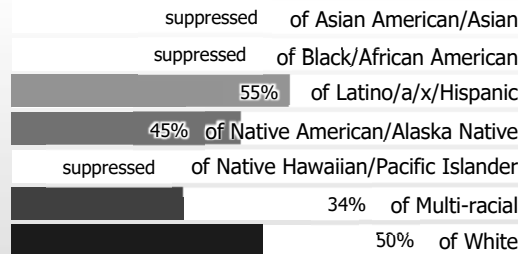
FAFSA filers



**49%**

of students were unable to meet expenses with expected resources: family contributions, student earnings, and grant aid.

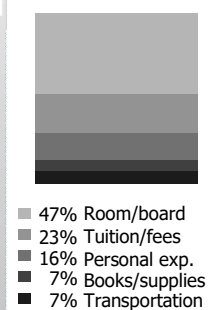
**Unable to Meet College Expenses with Expected Resources**



**Average Cost of Attendance (COA)**

\$22,647	COA
\$17,488	COA after public student aid
\$17,381	COA after institutional + public aid

**COA Components**



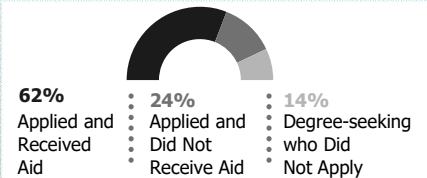
**Longer Time to Completion Increases Cost**



**Students Receiving Financial Aid**

Federal Pell	Oregon Promise
<b>834</b>	<b>167</b>
OR Opportunity Grant	Institutional Aid
<b>422</b>	<b>126</b>

**Students Seeking Financial Aid**



**Average Debt Among Graduates**

**\$15,456** Inc. students with \$0 debt Federal Loans

Loans fill the gap - **42%** of undergraduates have federal loans. Graduation rates rise with grants and fall with loans.

**OUTCOMES**

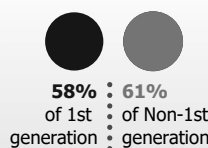
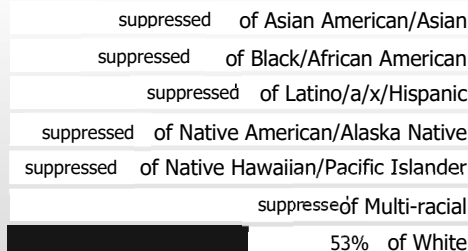
Credential-Seeking



**53%**

of new community college students complete an associate degree or certificate, or transfer to a university within 4 years

**Completion Rates**

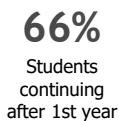


**Annual Earnings from Oregon Employment**

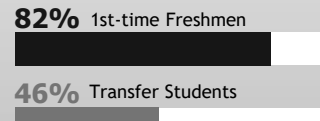
	All certificates (statewide)	Associate degree (statewide)	Bachelor's degree
5 years	<b>\$33,174</b>	<b>\$27,100</b>	<b>\$43,953</b>
10 years	<b>\$17,389</b>	<b>\$30,126</b>	<b>\$54,376</b>

Median earnings 5 and 10 years after graduation.

**Retention Rate**

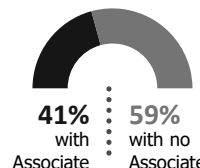


**Bachelor's Completion Rate**  
if continued to junior year



**Number of Students Transferring and Completing**

**111** Total Transfers



**252** Associate degrees  
**120** Career certificates

