

OREGON HIGHER EDUCATION UNIVERSITIES SNAPSHOT



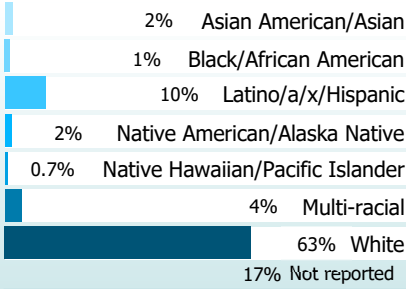
2018-19 Academic Year
Southern Oregon University



ENROLLMENT

4,614
Oregon Undergraduates*
8,110
Total students

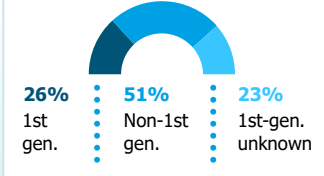
Race/Ethnicity



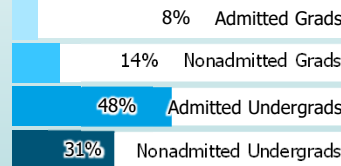
Students of color are increasingly represented on campuses. Currently, nearly **21%** of higher education students identify as students of color.

*Used as total students for all metrics except Primary Area of Instruction, which also includes graduate students.

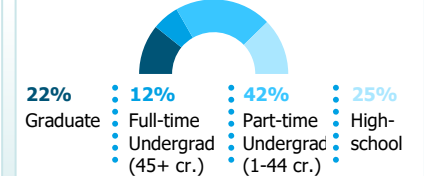
1st-Generation Status



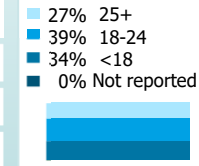
Primary Area of Instruction (most credits)



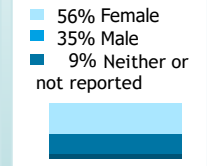
Enrollment Level



Age



Gender

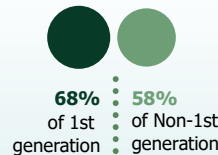
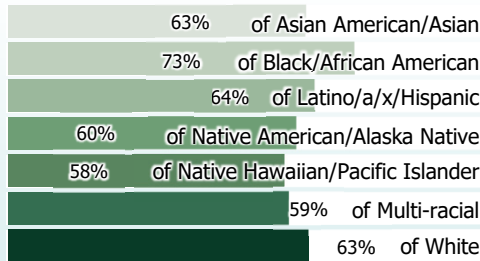


AFFORDABILITY

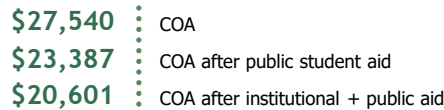
FAFSA filers

63%
of students were unable to meet expenses with expected resources: family contributions, student earnings, and grant aid.

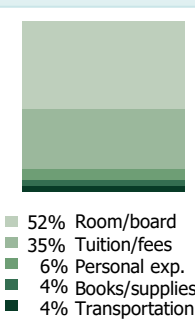
Unable to Meet College Expenses with Expected Resources



Average Cost of Attendance (COA)



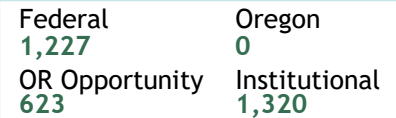
COA Components



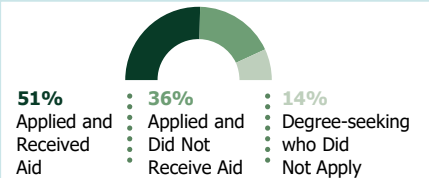
Longer Time to Completion Increases Cost



Students Receiving Financial Aid



Students Seeking Financial Aid



Average Debt Among Graduates



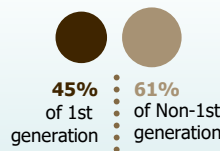
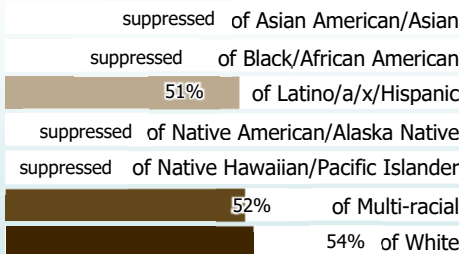
Loans fill the gap - **39%** of undergraduates have federal loans. Graduation rates rise with grants and fall with loans.

OUTCOMES

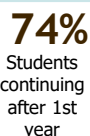
Credential-Seeking

53%
of 1st-time, full-time university freshmen complete a bachelor's degree within 6 years

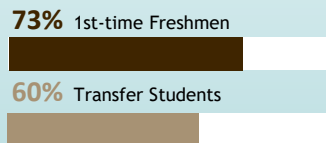
Completion Rates



Retention Rate

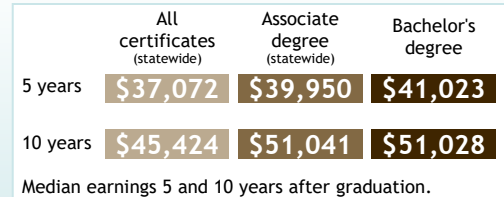


Bachelor's Completion Rate if continued to junior year




Graduation rates among all students have been increasing over time. However, rates can vary greatly for different groups.

Annual Earnings from Oregon Employment



Number of Students Completing



For institution snapshots, visit www.oregon.gov/highered/research/Pages/snapshots.aspx. See back of this document for data notes and definitions. Created by HECC Office of Research and Data in April 2018. Data in this version published 10/13/2022. Suggested citation: Oregon Higher Education Coordinating Commission. (2022). Statewide Higher Education Snapshots. Salem: Oregon.

