


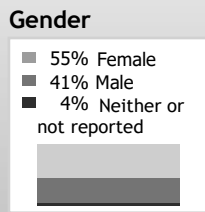
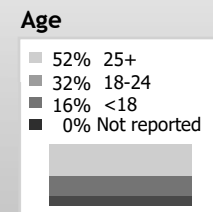
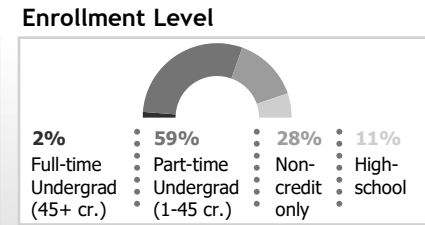

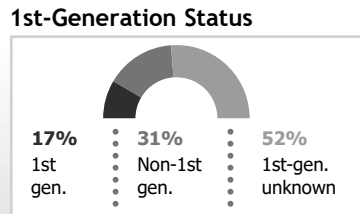


ENROLLMENT

60,398
Total students

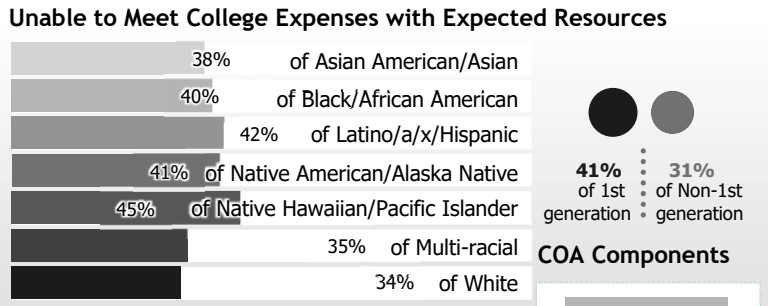


Students of color are increasingly represented on campuses. Currently, nearly **33%** of higher education students identify as students of color.



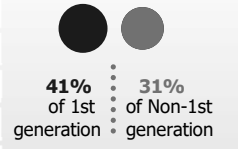
AFFORDABILITY
FAFSA filers

36%
of students were unable to meet expenses with expected resources: family contributions, student earnings, and grant aid.



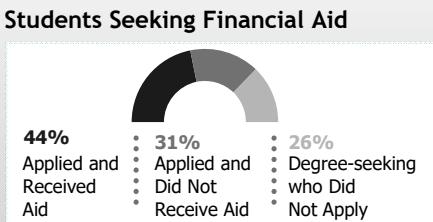
Average Cost of Attendance (COA)

\$23,272	COA
\$18,906	COA after public student aid
\$18,439	COA after institutional + public aid



Students Receiving Financial Aid

Federal Pell	Oregon Promise
9,871	2,961
OR Opportunity Grant	Institutional Aid
5,019	6,638



Average Debt Among Graduates

\$15,483 Inc. students with \$0 debt Federal Loans

Loans fill the gap - **26%** of undergraduates have federal loans. Graduation rates rise with grants and fall with loans.

OUTCOMES
Credential-Seeking

53%
of new community college students complete an associate degree or certificate, or transfer to a university within 4 years

