


OREGON HIGHER EDUCATION UNIVERSITIES SNAPSHOT

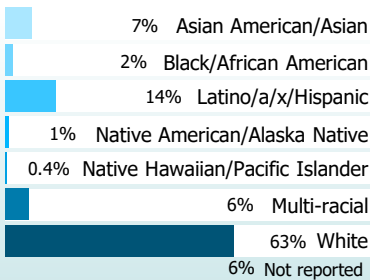
ENROLLMENT



67,494
Oregon Undergraduates

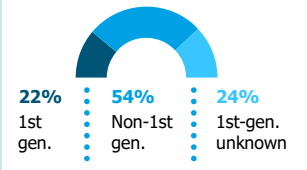
122,976
Total students

Race/Ethnicity

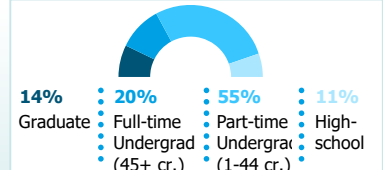


Students of color are increasingly represented on campuses. Currently, nearly **31%** of higher education students identify as students of color.

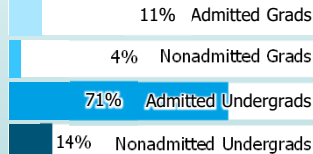
1st-Generation Status



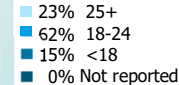
Enrollment Level



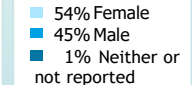
Primary Area of Instruction (most credits)



Age



Gender



*Used as total students for all metrics except Primary Area of Instruction, which also includes graduate students.

AFFORDABILITY

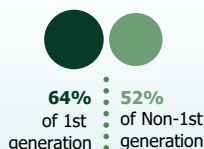
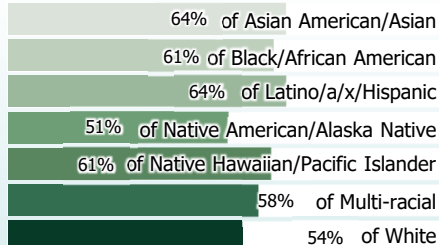
FAFSA filers



57%

of students were unable to meet expenses with expected resources: family contributions, student earnings, and grant aid.

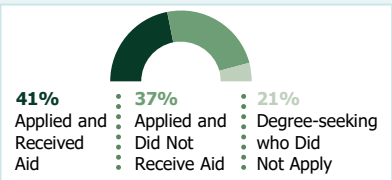
Unable to Meet College Expenses with Expected Resources



Students Receiving Financial Aid

Federal Pell	21,134	Oregon Promise	0
OR Opportunity Grant	13,655	Institutional Aid	26,402

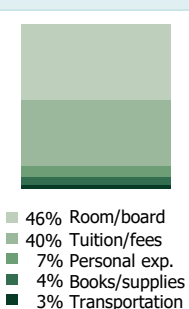
Students Seeking Financial Aid



Average Cost of Attendance (COA)

\$27,459	COA
\$23,593	COA after public student aid
\$19,889	COA after institutional + public aid

COA Components



Average Debt Among Graduates

\$21,406 Inc. students with \$0 debt Federal Loans


Loans fill the gap - **41%** of undergraduates have federal loans. Graduation rates rise with grants and fall with loans.

Longer Time to Completion Increases Cost



OUTCOMES

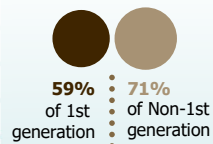
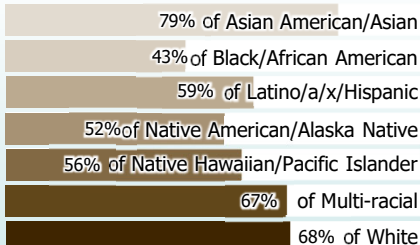
Credential-Seeking



67%

of 1st-time, full-time university freshmen complete a bachelor's degree within 6 years

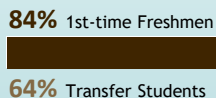
Completion Rates



Retention Rate

85%
Students continuing after 1st year

Bachelor's Completion Rate if continued to junior year



Graduation rates among all students have been increasing over time. However, rates can vary greatly for different groups.

Annual Earnings from Oregon Employment

	All certificates (statewide)	Associate degree (statewide)	Bachelor's degree
5 years	\$38,302	\$40,616	\$48,462
10 years	\$43,103	\$52,124	\$59,753

Median earnings 5 and 10 years after graduation.

Number of Students Completing

