

# OREGON HIGHER EDUCATION COMMUNITY COLLEGES SNAPSHOT



2021-22 Academic Year  
Clatsop Community College

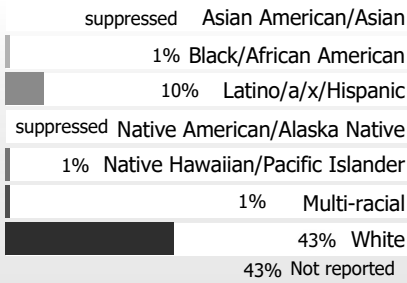


## ENROLLMENT



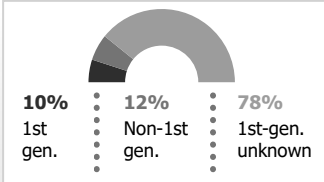
**2,793**  
Total students

### Race/Ethnicity

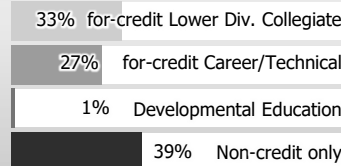


Students of color are increasingly represented on campuses. Currently, nearly **14%** of students identify as students of color.

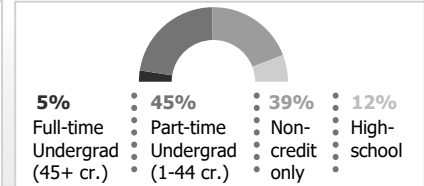
### 1st-Generation Status



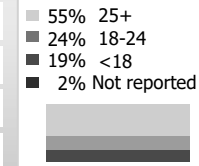
### Primary Area of Instruction (most credits)



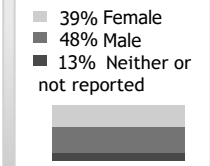
### Enrollment Level



### Age



### Gender



## AFFORDABILITY

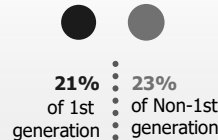
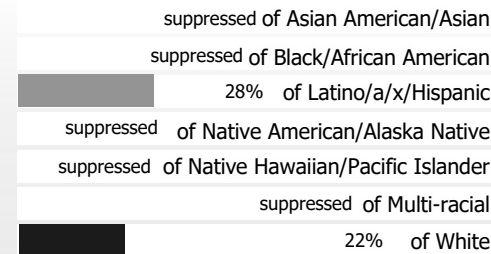
FAFSA filers



**23%**

of students were unable to meet expenses with expected resources: family contributions, student earnings, and grant aid

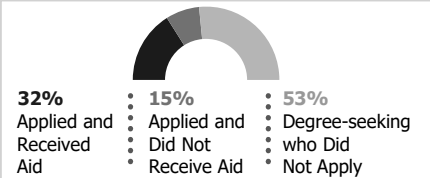
### Unable to Meet College Expenses with Expected Resources



### Students Receiving Financial Aid

Federal	Oregon Promise
249	79
OR Opportunity Aid	Institutional Aid
169	429

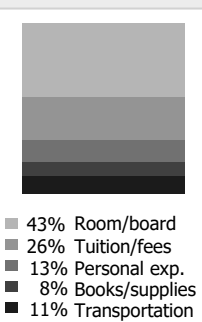
### Students Seeking Financial Aid



### Average Cost of Attendance (COA)

\$20,685	COA
\$15,552	COA after public student aid
\$12,933	COA after institutional + public aid

### COA Components



### Average Debt Among Graduates

**\$11,602** Inc. students with \$0 debt Federal Loans

Loans fill the gap - **8%** of undergraduates have federal loans. Graduation rates rise with grants and fall with loans.

### Longer Time to Completion Increases Cost



## OUTCOMES

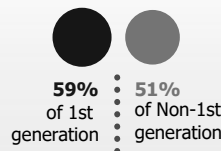
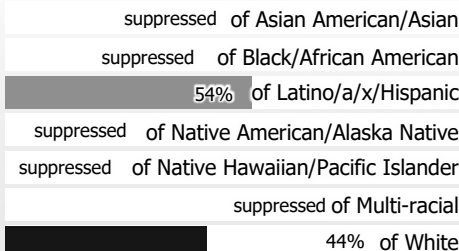
Credential-Seeking



**44%**

of new community college students complete an associate degree or certificate or transfer to a university within 4 years

### Completion Rates



### Annual Earnings from Oregon Employment

	All certificates Clatsop	Associate degree Clatsop	Bachelor's degree statewide
5 years	\$31,411	\$36,393	\$57,087
10 years	\$36,493	\$61,443	\$64,759

Median earnings 5 and 10 years after graduation.

### Retention Rate

**43%**

Students continuing after 1st year

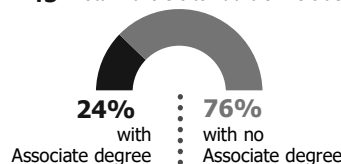
### Bachelor's Completion Rate if continued to junior year

**86%** 1st-time Freshmen

suppressed Transfer Students

### Number of Students Transferring and Completing

**45** Total Transfers to Public Universities



**50** Associate degrees  
**40** Career Certificates

