

OREGON HIGHER EDUCATION UNIVERSITIES SNAPSHOT



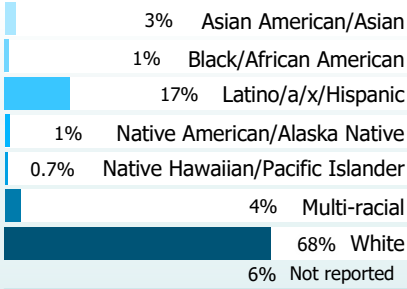
2022-23 Academic Year
Eastern Oregon University



ENROLLMENT

2,999
Oregon Undergraduates*
4,626
Total students

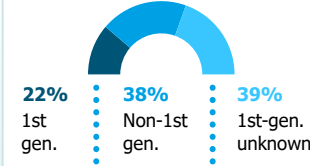
Race/Ethnicity



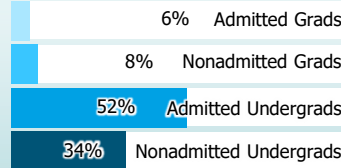
Students of color are increasingly represented on campuses. Currently, nearly **26%** of students identify as students of color.

*Used as total students for all metrics except Primary Area of Instruction, which also includes graduate students.

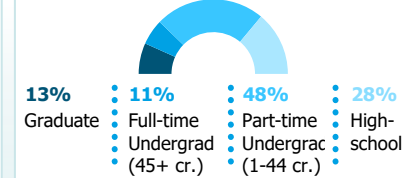
1st-Generation Status



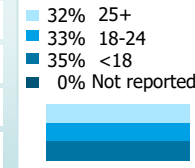
Primary Area of Instruction (most credits)



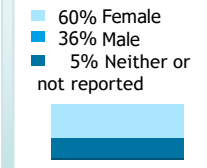
Enrollment Level



Age



Gender

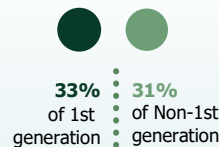
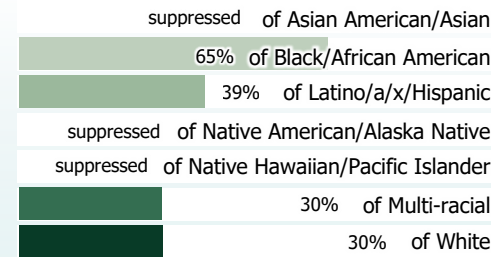


AFFORDABILITY

FAFSA filers

\$
32%
of students were unable to meet expenses with expected resources: family contributions, student earnings, and grant aid

Unable to Meet College Expenses with Expected Resources



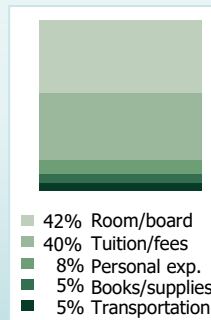
Students Receiving Financial Aid

Federal	683	Oregon Promise	0
OR Opportunity	551	Institutional Aid	661
National Guard	1	Oregon Tribal	10

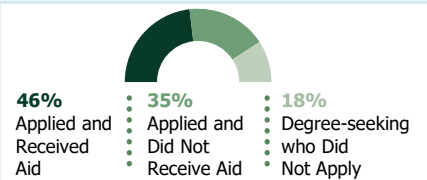
Average Cost of Attendance (COA)

\$25,623	COA
\$14,838	COA after public student aid
\$13,365	COA after institutional + public aid

COA Components



Students Seeking Financial Aid



Loans fill the gap - **40%** of undergraduates have federal loans. Graduation rates rise with grants and fall with loans.

Longer Time to Completion Increases Cost

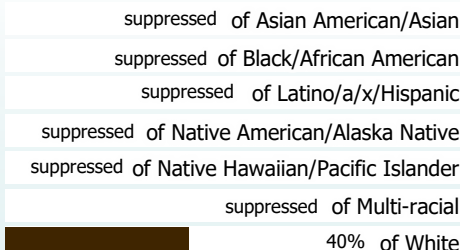


OUTCOMES

Credential-Seeking

39%
of 1st-time, full-time university freshmen complete a bachelor's degree within 6 years

Completion Rates



Retention Rate

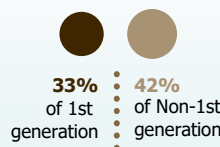
68%

Students continuing after 1st year

Bachelor's Completion Rate if continued to junior year

73% 1st-time Freshmen

63% Transfer Students




Graduation rates among all students have been increasing over time. However, rates can vary greatly for different groups.

Annual Earnings from Oregon Employment

	All certificates statewide	Associate degree statewide	Bachelor's degree EOU
5 years	\$44,616	\$49,052	\$53,600
10 years	\$52,301	\$58,357	\$58,730

Median earnings 5 and 10 years after graduation.

Number of Students Completing



For institution snapshots, visit www.oregon.gov/highered/research/Pages/snapshots.aspx. See back of this document for data notes and definitions. Created by HECC Office of Research and Data in April 2018. Data in this version published 3/6/2025. Suggested citation: Oregon Higher Education Coordinating Commission. (2023). Statewide Higher Education Snapshots. Salem: Oregon.

