

OREGON HIGHER EDUCATION COMMUNITY COLLEGES SNAPSHOT



2021-22 Academic Year
Tillamook Bay Community College

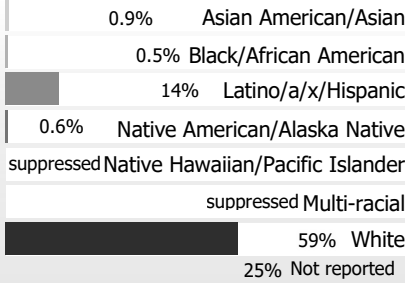


ENROLLMENT



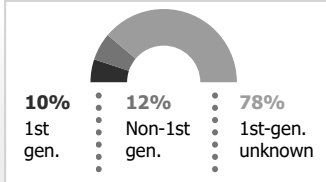
1,947
Total students

Race/Ethnicity

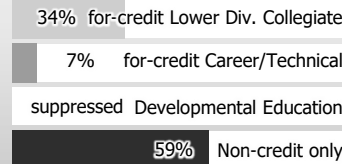


Students of color are increasingly represented on campuses. Currently, nearly **16%** of higher education students identify as students of color.

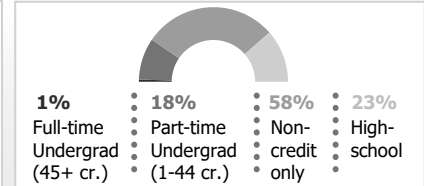
1st-Generation Status



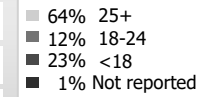
Primary Area of Instruction (most credits)



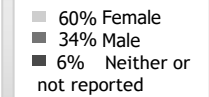
Enrollment Level



Age



Gender



AFFORDABILITY

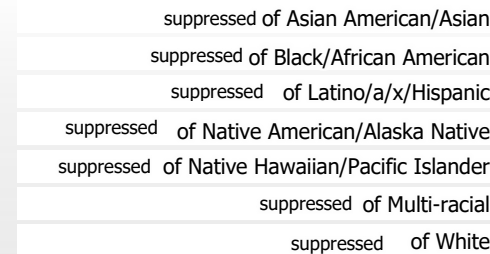
FAFSA filers



6%

of students were unable to meet expenses with expected resources: family contributions, student earnings, and grant aid

Unable to Meet College Expenses with Expected Resources

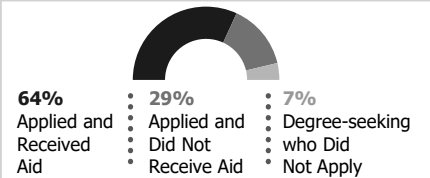


suppressed of 1st generation : suppressed of Non-1st generation

Students Receiving Financial Aid

Federal	136	Oregon Promise	42
OR Opportunity Aid	97	Institutional Aid	219

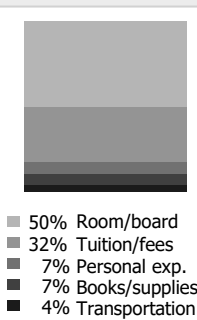
Students Seeking Financial Aid



Average Cost of Attendance (COA)

\$16,778	COA
\$11,584	COA after public student aid
\$9,075	COA after institutional + public aid

COA Components



Average Debt Among Graduates

suppressed Inc. students with \$0 debt Federal Loans

Loans fill the gap - **3%** of undergraduates have federal loans. Graduation rates rise with grants and fall with loans.

Longer Time to Completion Increases Cost



OUTCOMES

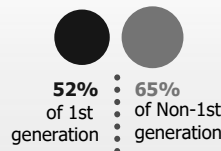
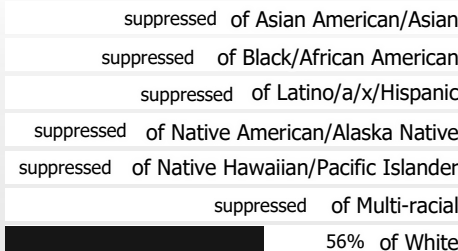
Credential-Seeking



52%

of new community college students complete an associate degree or certificate or transfer to a university within 4 years

Completion Rates



Annual Earnings from Oregon Employment

	All certificates (statewide)	Associate degree (statewide)	Bachelor's degree
5 years	N/A	\$44,270	\$57,087
10 years	\$22,393	\$36,347	\$64,759

Median earnings 5 and 10 years after graduation.

Retention Rate



Bachelor's Completion Rate if continued to junior year

86% 1st-time Freshmen

suppressed Transfer Students

Number of Students Transferring and Completing

10 Total Transfers to Public Universities

suppressed with Associate degree : suppressed with no Associate degree

■ **54** Associate degrees
■ **0** Career Certificates

