

OREGON HIGHER EDUCATION COMMUNITY COLLEGES SNAPSHOT



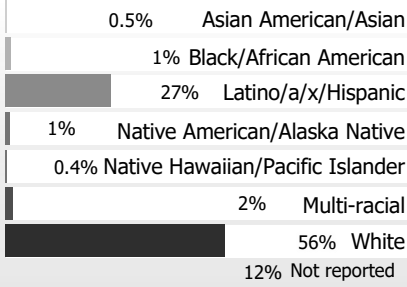
2021-22 Academic Year
Treasure Valley Community College



ENROLLMENT

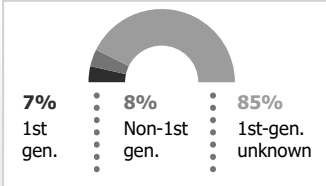
4,837
Total students

Race/Ethnicity

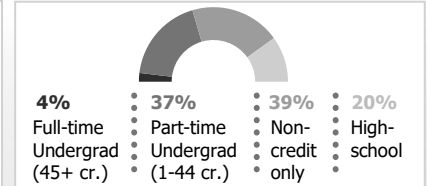


Students of color are increasingly represented on campuses. Currently, nearly **32%** of students identify as students of color.

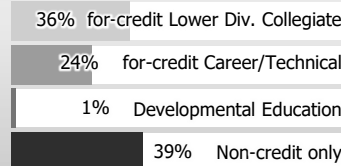
1st-Generation Status



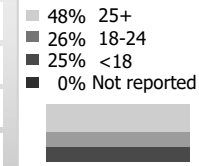
Enrollment Level



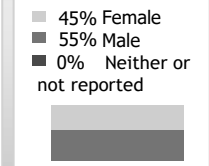
Primary Area of Instruction (most credits)



Age



Gender

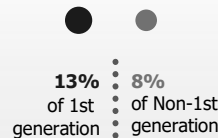



AFFORDABILITY

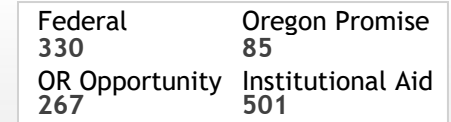
FAFSA filers

10%
of students were unable to meet expenses with expected resources: family contributions, student earnings, and grant aid

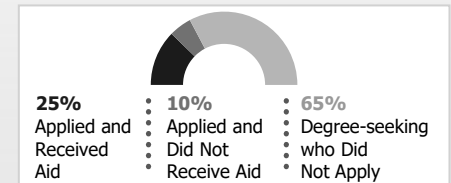
Unable to Meet College Expenses with Expected Resources



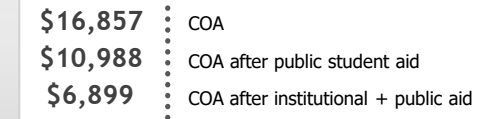
Students Receiving Financial Aid



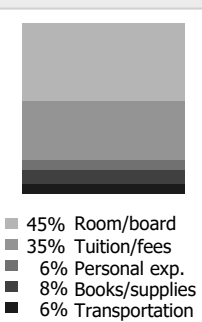
Students Seeking Financial Aid



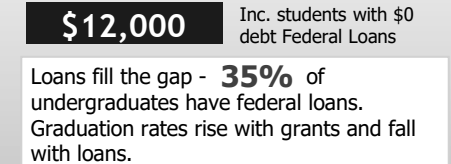
Average Cost of Attendance (COA)



COA Components



Average Debt Among Graduates



Longer Time to Completion Increases Cost

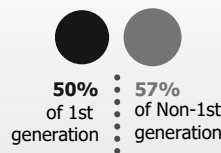
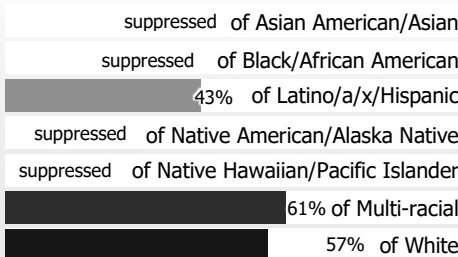


OUTCOMES

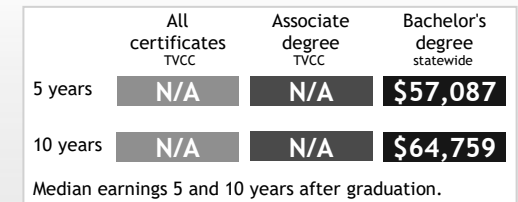
Credential-Seeking

51%
of new community college students complete an associate degree or certificate or transfer to a university within 4 years

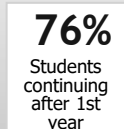
Completion Rates



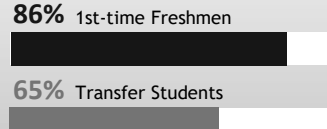
Annual Earnings from Oregon Employment



Retention Rate



Bachelor's Completion Rate if continued to junior year



Number of Students Transferring and Completing

