

# OREGON HIGHER EDUCATION COMMUNITY COLLEGES SNAPSHOT



2021-22 Academic Year  
Umpqua Community College

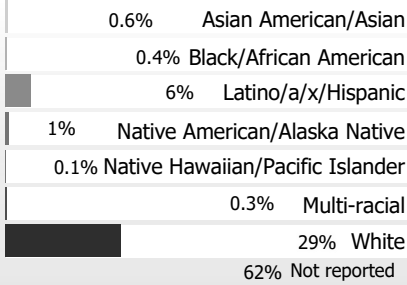


## ENROLLMENT



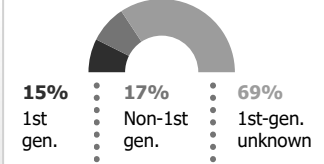
**9,659**  
Total students

### Race/Ethnicity

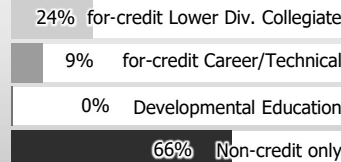


Students of color are increasingly represented on campuses. Currently, nearly **9%** of students identify as students of color.

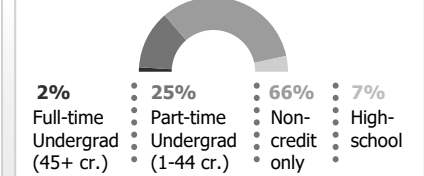
### 1st-Generation Status



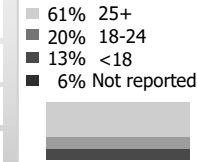
### Primary Area of Instruction (most credits)



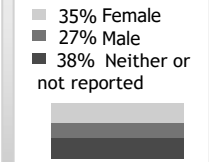
### Enrollment Level



### Age



### Gender



## AFFORDABILITY

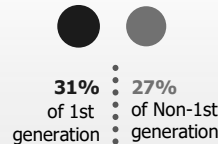
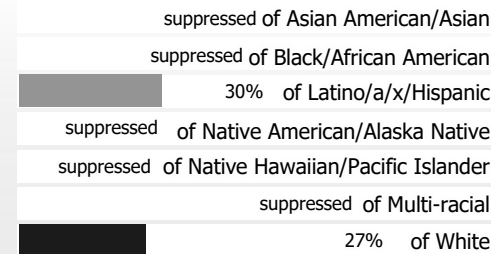
FAFSA filers



**29%**

of students were unable to meet expenses with expected resources: family contributions, student earnings, and grant aid

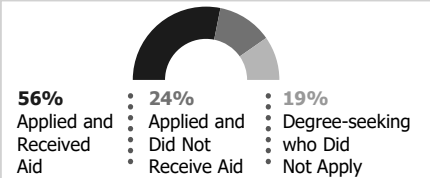
### Unable to Meet College Expenses with Expected Resources



### Students Receiving Financial Aid

Federal	827	Oregon Promise	209
OR Opportunity Aid	617	Institutional Aid	384

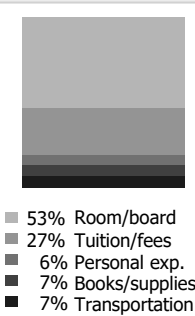
### Students Seeking Financial Aid



### Average Cost of Attendance (COA)

\$22,179	COA
\$16,736	COA after public student aid
\$15,404	COA after institutional + public aid

### COA Components



### Average Debt Among Graduates

**\$9,000** Inc. students with \$0 debt Federal Loans

Loans fill the gap - **16%** of undergraduates have federal loans. Graduation rates rise with grants and fall with loans.

### Longer Time to Completion Increases Cost



### Average Debt Among Graduates

**\$9,000** Inc. students with \$0 debt Federal Loans

Loans fill the gap - **16%** of undergraduates have federal loans. Graduation rates rise with grants and fall with loans.

## OUTCOMES

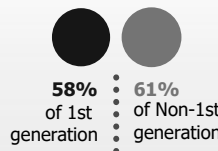

Credential-Seeking



**63%**

of new community college students complete an associate degree or certificate or transfer to a university within 4 years

### Completion Rates



### Annual Earnings from Oregon Employment

	All certificates UCC	Associate degree UCC	Bachelor's degree statewide
5 years	\$36,533	\$40,611	\$57,087
10 years	\$34,265	\$49,705	\$64,759

Median earnings 5 and 10 years after graduation.

### Retention Rate

**80%**

Students continuing after 1st year

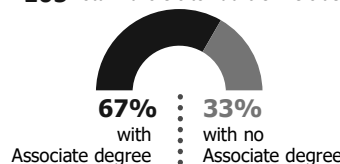
### Bachelor's Completion Rate if continued to junior year

**86%** 1st-time Freshmen

**79%** Transfer Students

### Number of Students Transferring and Completing

**105** Total Transfers to Public Universities



**307** Associate degrees  
**233** Career Certificates

