

## Business License and Wallet Card Instructions

Go to <https://www.oregon.gov/lcb/Pages/Update.aspx> and **click on Business Licensee Portal:**

**Click Activate now** when the initial login screen pops up.

Activate now'. A red arrow points to the 'Activate now' link." data-bbox="57 183 644 356"/>

**Business Portal**

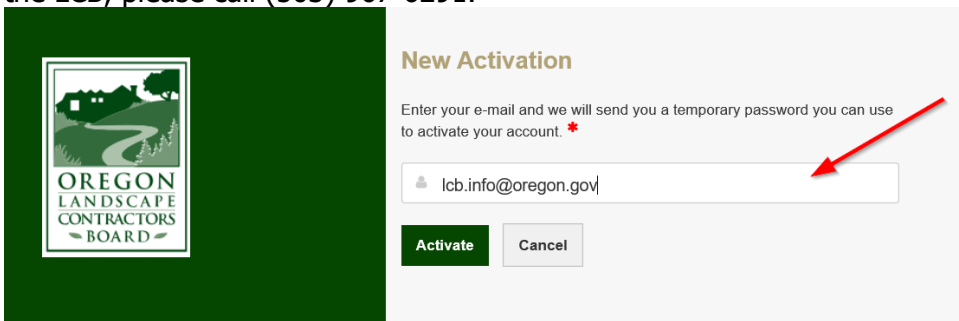
E-mail

Password

Sign In Forgot Password

New to this site? [Activate now](#)

**Enter your email address on record with the LCB.** If you do not know the email address on record with the LCB, please call (503) 967-6291.



**New Activation**

Enter your e-mail and we will send you a temporary password you can use to activate your account. \*

lcb.info@oregon.gov

Activate Cancel

A temporary password will be emailed to you. If you do not see the email in your inbox, please check your junk email folder and be sure to mark the email as safe so you'll continue to receive emails from us.

Activate now'. Two red arrows point to the 'E-mail' and 'Password' input fields." data-bbox="57 673 644 843"/>

**Licensee Portal**

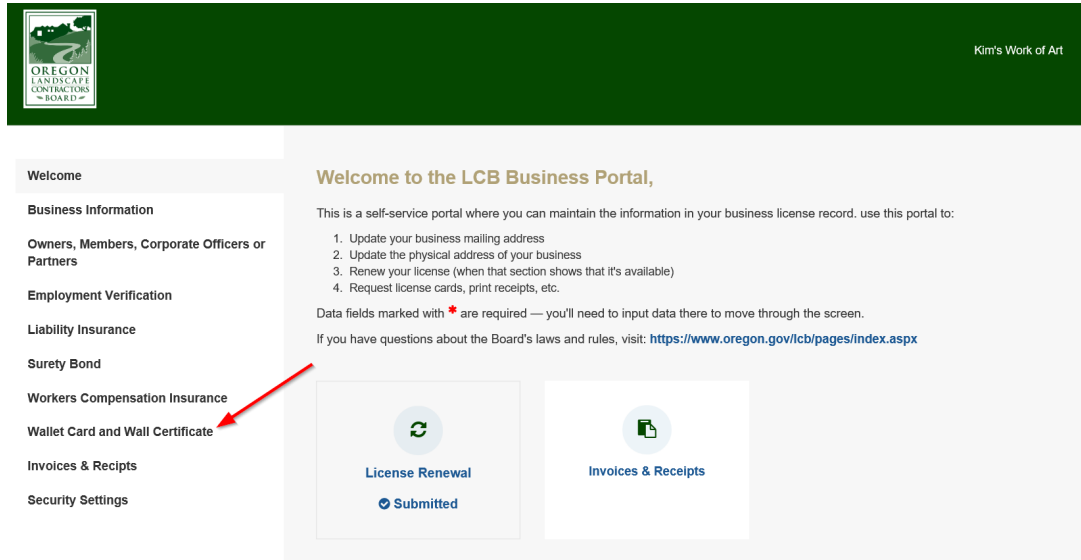
E-mail

Password

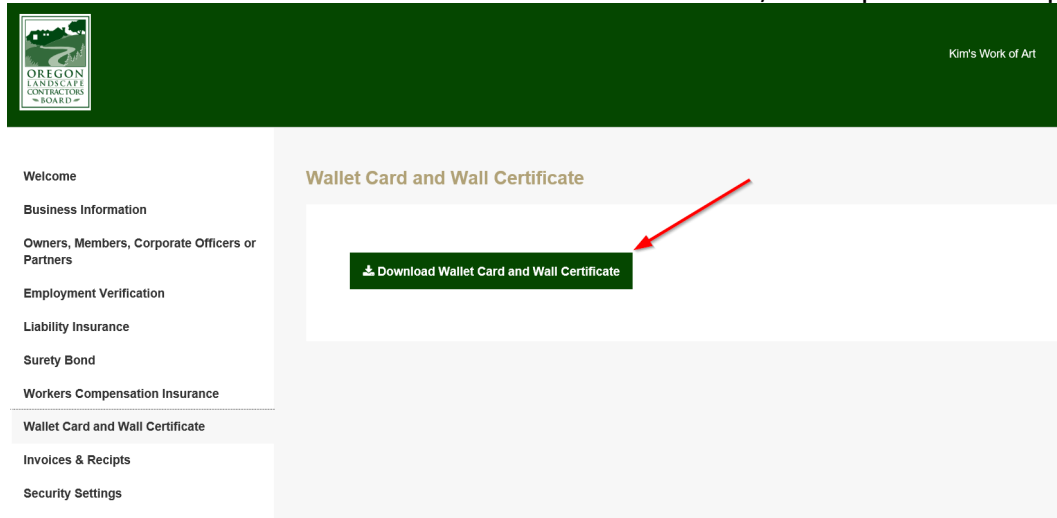
Sign In Forgot Password

New to this site? [Activate now](#)

## Click on Wallet Card and Wall Certificate.



## Click on Download Wallet Card and Wall Certificate, then open or save if prompted.



## Print on regular paper.

