

STATE LIBRARY OF OREGON

Statewide Database Licensing Advisory Committee (SDLAC)

A committee of the LSTA Advisory Council

Annual Report: July 1, 2019 to June 30, 2020

Project Name: Statewide Database Licensing Program (SDLP)
Date submitted: September 11, 2020
Submitted by: Statewide Database Licensing Advisory Committee

1. Summarize the overall purpose of the grant project

A. Scope

The Statewide Database Licensing Advisory Committee (SDLAC) is a committee of the library Services and Technology Act (LSTA) Advisory Council, which, in turn, advises the State Library of Oregon Board. SDLAC's primary responsibility is to advise on the drafting of requests for proposals, to review proposals, recommend database(s) to license, and to advise about the allocation of costs (when necessary) to libraries participating in the Statewide Database Licensing Program.

For more information about the Statewide Database Licensing Program, visit <https://www.oregon.gov/Library/libraries/Pages/Databases.aspx>.

B. Summary of Licensed Databases

- Gale Databases
 - The Gale database package provides access to full-text periodicals, including reference e-books, covering many topic areas.
- LearningExpress Library (EBSCO), including the Job and Career Accelerator and Computer and Internet Basics modules.
 - This product provides career and education skill-building courses, practice tests, and job-seeking resources and tools.

For more information about the databases and for a complete list of the Gale databases, visit http://libguides.osl.state.or.us/SDLP_FAQ.

C. Supports LSTA Five-Year Plan

The Statewide Database Licensing Program supports two goals of the LSTA Five-Year Plan:

- Goal 1: Provide access to information sources and library services
- Goal 4: Develop information skills

The LSTA Five-Year Plan is available at <https://www.oregon.gov/Library/libraries/Documents/LSTA/2018-2022LSTAFiveYearPlanFinal.pdf>.

2. Summarize the project results to date

A. Usage Statistics Summary

Gale/Cengage Learning and LearningExpress provide usage statistics for each database available in the statewide contract. A summary of user sessions by library type is presented along with percent of total usage. Both FY19 and FY20 are presented to show changes in usage over time. Oregon School Library Information System (OSLIS)/K12 library patrons continue to be the strongest users of the Gale databases in each fiscal year.

**SDLP Annual Database Usage
Number of sessions by user type
Gale Databases**

	FY 2019		FY 2020		FY19-20
Library Type	Database Sessions	Percent of Total	Database Sessions	Percent of Total	Percent change
Academic	866,689	18.3%	816,080	20.2%	-5.8%
Public/Tribal	763,370	16.2%	967,526	23.9%	26.7%
OSLIS/K12	3,094,675	65.5%	2,249,724	55.7%	-27.3%
Total	4,724,734	100%	4,033,330	100%	-14.6%

LearningExpress Library

	FY 2019		FY 2020		FY19-20
Library Type	Database Sessions	Percent of Total	Database Sessions	Percent of Total	Percent change
Academic	15,432	39.9%	10,322	33.6%	-33.1%
Public/Tribal	9,170	23.7%	8,608	28.0%	-6.1%
OSLIS/K12	14,050	36.3%	10,084	32.8%	-28.2%
Total	38,652	100%	30,660	100%	-20.6%

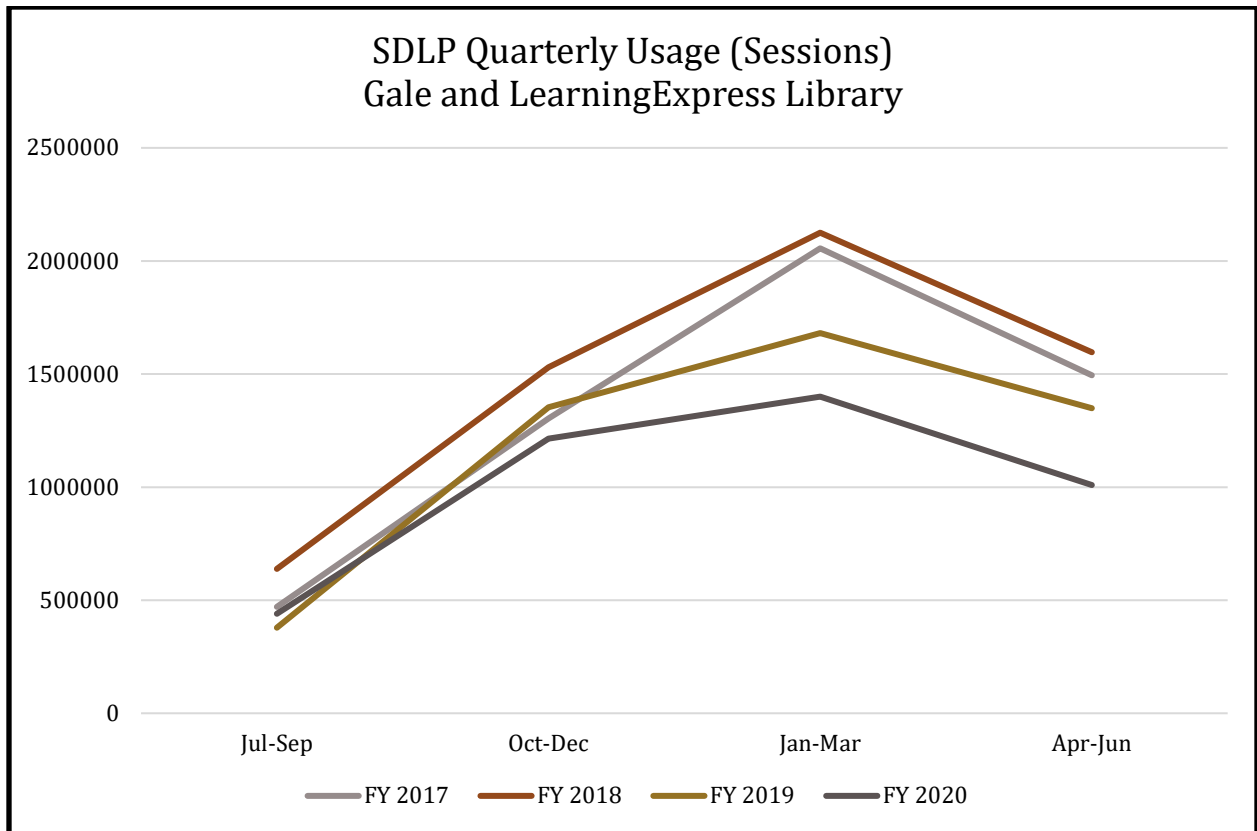
The number of user sessions for Gale products decreased by 14.6 percent in FY2020, with the largest decline in the OSLIS/K12 sector. There was a deep decline in sessions from March-June 2020 in this sector compared with the previous year (-59%), so this decrease can be attributed to the COVID-19 pandemic. Similarly, the increase in the Public/Tribal sector during this same time period over the previous year (123%) points to increased promotion of online resources by public libraries during the pandemic.

The number of user sessions for LearningExpress Library decreased by 20.6 percent. A comparison of sessions across all sections between March-June 2020 and March-June 2019 show a dramatic decrease (-50%) and demonstrates a similar decline due to the pandemic.

The Committee recognizes that user sessions may not provide a full picture of the program’s reach and impact and reports the following additional usage data.

B. Changes in User Sessions over the Course of a Fiscal Year

The graph below illustrates changes in user sessions over the course of the fiscal year. It reveals that usage is consistently higher during times when schools and academic institutions are in session and educational activity continues to drive usage. The graph also illustrates the unusually large drop in usage in the last quarter of FY 2020.

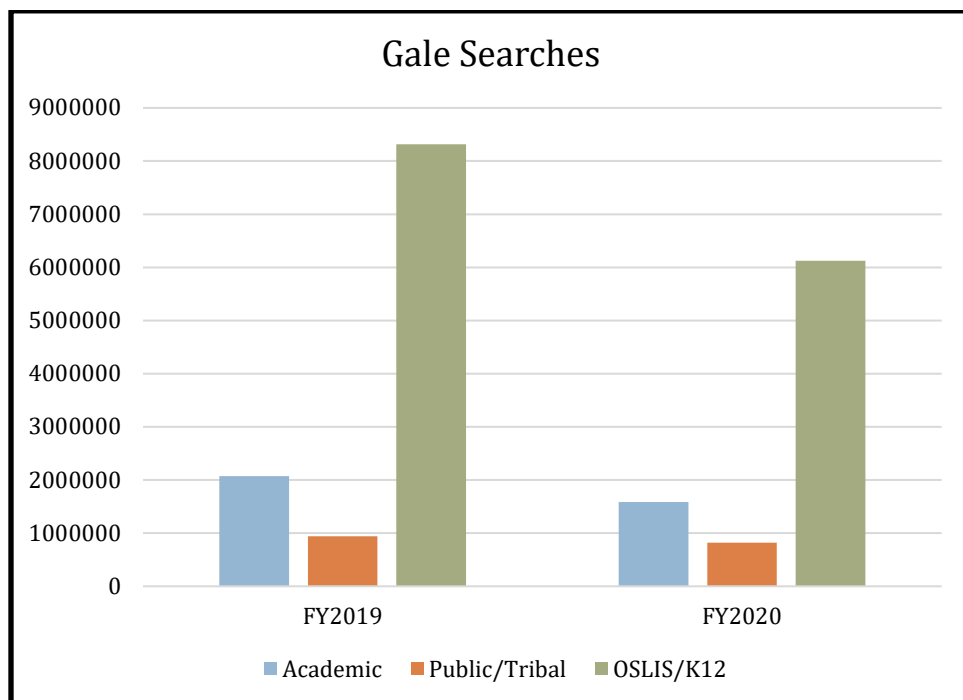


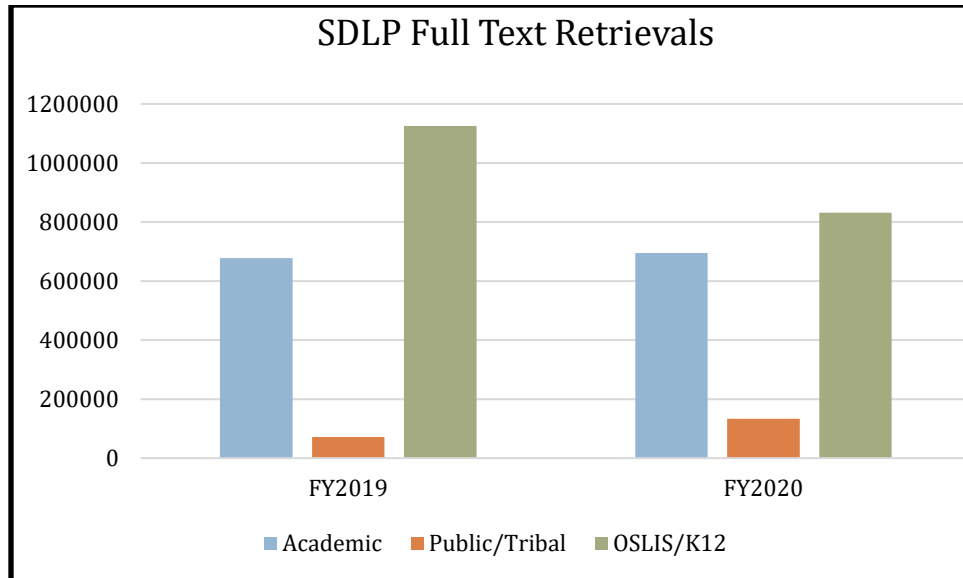
C. Number of Aggregated Searches/Retrievals

The following graphs illustrate the number of searches and full-text retrievals by all types of libraries in the program.

Searches represent the number of times users use unique terms to search the Gale databases (Note: search data is not available from LearningExpress Library, as this resource relies primarily on guided navigation). Full-text retrievals represent the number of times users access content relevant to their search when using SDLP resources.

From FY19 to FY20, overall searches have decreased by 25%. Full text retrievals have had an overall decrease of 11%, although retrievals in Gale databases specifically have increased in the Academic (3%) and Public/Tribal (99%) sectors. These decreases are consistent with the user session data presented earlier and show that Gale usage is the driving factor in the overall usage of the SDLP.



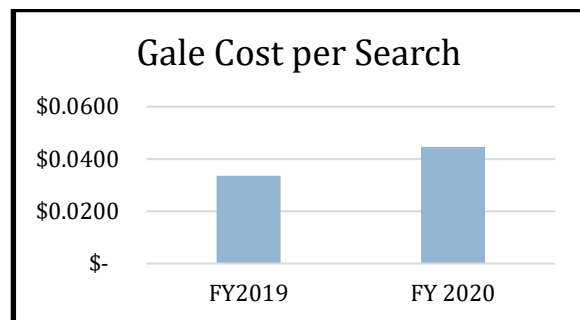


D. Cost Per Search

Cost-per-search data is reported as a way to demonstrate the value of the program.

Since search data is not available from LearningExpress Library, the graph below illustrates the cost per search of the Gale databases.

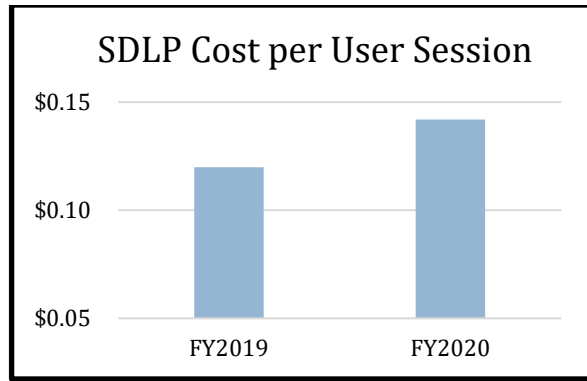
Gale Searches	FY19	FY20
Academic	2,071,689	1,584,886
Public/Tribal	943,042	823,352
OSLIS/K12	8,315,601	6,124,401
Total	11,330,332	8,532,639
Total Annual Cost	\$ 380,000	\$ 380,000
Cost per Search	\$ 0.0335	\$ 0.0445



Since the number of searches have decreased, the cost per search rose slightly from FY19 to FY20.

E. Cost per session

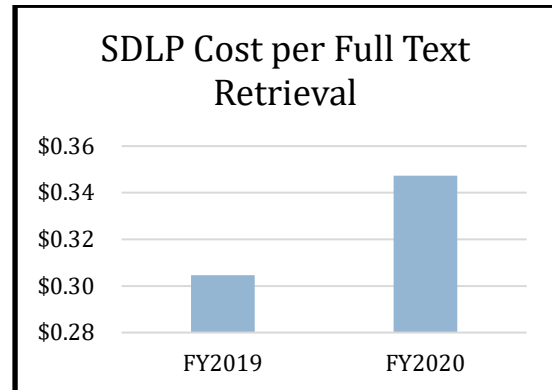
Total SDLP User Sessions	FY19	FY20
Academic	882,121	826,402
Public/Tribal	772,540	976,134
OSLIS/K12	3,108,725	2,259,808
Total	4,763,386	4,062,344
Total Annual Cost	\$571,125.00	\$576,478.00
Cost per Session	\$ 0.12	\$ 0.14



Given the increase in LearningExpress Library costs along with overall decrease in the number of user sessions, the cost per session has increased from \$.12 in FY19 to \$.14 in FY20.

F. Cost per full text retrieval

Total SDLP Full Text Retrievals	FY19	FY20
Academic	664,383	695,084
Public/Tribal	63,288	133,360
OSLIS/K12	1,112,440	831,387
Total	1,874,586	1,659,831
Total Annual Cost	\$ 571,125.00	\$ 576,478.00
Cost per Retrieval	\$ 0.30	\$ 0.35



Similarly, the cost per retrieval has increased from \$.30 in FY19 to \$.35 in FY20.

The Committee continues to recognize the problem with measuring the success of the program based on usage data alone. In a year where libraries had to pivot to delivering online resources only, the importance of the program in delivering a basic set of resources to all libraries in the state is significant, even when difficult to quantify. Measures that look at overall impact and value of the program will continue to be explored.

3. Discuss significant developments

A. RFP for Online Resource for Skills Building and Test Preparation

The State Library's contract for LearningExpress Library ends October 31, 2020. At its fall meeting, the committee reviewed the requirements from the 2015 RFP and updated them to reflect desirable features such as a mobile app and ability to use single sign on options for authentication. State Library staff used these requirements to update evaluation criteria and worked with the State Procurement Office to prepare the RFP. The original timeline planned for proposals to be reviewed and a resource chosen for a new contract by June 2020. Unfortunately, new procedures for state procurements related to IT security review and Procurement Office's need to prioritize work related to the COVID-19 pandemic resulted in delays. The RFP document was posted at the end of July 2020 and proposals will be evaluated by three volunteers from the committee from August 26-September 9, 2020. The committee hopes to finalize a recommendation about a new contract at its September 17 meeting, and the State Library staff will work the State Procurement Office to get a contract in place by the end of October.

B. EBSCO/ProQuest subsidy

The State Library implemented the new formula to allocate the EBSCO/ProQuest subsidy (\$100,000) to academic libraries. 38 academic libraries received an average of \$2,632 to help subsidize their EBSCO's Academic Search Premier or ProQuest Central subscriptions. The Orbis Cascade Alliance distributed the subsidy to 36 of those libraries (those that participate in Alliance group subscriptions) and the State Library distributed the subsidy to the two remaining libraries with direct subscriptions.

C. Other Ongoing Projects

The Committee continues to have the following projects on its agenda, however the cancelation of the committee's spring meeting and State Library staff's need to prioritize other activities resulted in no significant developments in these projects over the last year. After the priority work on the RFP is completed, the committee will turn its attention to these projects.

- Online encyclopedia for schools
- Libraries of Oregon website migration
- Promoting usage of SDLP resources

D. Committee membership changes

The Committee had changes to the Tribal Library representatives in the last year due to a resignation. These changes, as well as those coming on to the Committee for the next term, are below.

Incoming Committee members are:

- Position #1: Public Library Serving less than 25,000 [Term ends 6/30/2023]
Kip Roberson, Cook Memorial Library (La Grande)
- Position #2 - Academic Library from an Oregon Public Academic Institution [Term ends 6/30/2023]
Margaret Mellinger, Oregon State University Libraries
- Position #3: School Library drawn from OASL Membership [Term ends 6/30/2023]
Carrie Light, Lake Oswego School District
- Position #10: Tribal Library [Term ends 6/30/2021]
Crystal Bigelow, Confederated Tribes of Grand Ronde Tribal Library

Brenda Herren-Kenaga served as chair over the last year. Jennifer Croft will serve as chair for the upcoming year, and the committee will elect a chair-elect at its next meeting.

The Committee thanks outgoing members Jean Gritter, Brenda Herren-Kenaga, and Karen Kunz for their service.

4. Discuss future plans

- Assist the State Library in the implementation of a new contract for an online resource for skills building and test preparation as needed.
- Continue to advise State Library on the promotion and development of the Libraries of Oregon website.
- Continue to explore options for adding an online encyclopedia product for the K-12 community to the program.
- Examine and recommend new ways to promote and measure usage of SDLP resources among libraries, including consideration of ways to increase visibility on library web pages.