

# What to do if you find woolly distaff thistle...

- Pull, cut, or spray small infestations.
- Bag pulled material and throw in the garbage bin, not with yard debris.
- **Prevent livestock and vehicles from spreading seeds.**
- Document the site (location, photos, dates, treatments).
- Report suspect sites to the Oregon Department of Agriculture immediately.

## Don't let woolly distaff thistle spread in Oregon!


**Report suspect sites to**

Oregon Department of Agriculture  
Noxious Weed Control Program  
503-986-4621  
or call

**1-866-INVADER**



**Oregon Department  
of Agriculture**  
Plant Division  
Noxious Weed Control Program  
635 Capitol St. NE  
Salem OR 97301-2332



**Woolly distaff  
thistle**

*Carthamus lanatus*  
**THISTLE ALERT!**




## What is woolly distaff thistle?

This thistle is native to the Mediterranean region of Europe and central Europe. Australia's most widespread thistle, it is also a very aggressive weed in California. Known only to occur in a few scattered locations in southwestern Oregon.



## What does woolly distaff thistle do?

Woolly distaff thistle is believed to be the most serious threat to range and pasture lands in Oregon. Dense stands can crowd out desirable vegetation and limit foraging by livestock and wildlife. It can also impede access to recreational sites. Once established, it is very difficult to eliminate because of its persistent seed bank.




## How does woolly distaff thistle spread?

It spreads rapidly by seed. The large seeds are not carried by wind often remaining in the flower head throughout the year allowing them to be spread by livestock and equipment.

## Distribution in Oregon



- Widely distributed
- Limited distribution
- Not known to occur



## How can you identify woolly distaff thistle?

Woolly distaff is a spiny, annual thistle that flowers from late June through August. Flowers are yellow, 1 to 2 inches in diameter, at the end of each branch. It germinates in the fall to form rosettes with dark green leaves. In the spring, the stem emerges from the rosette to form a rigid, spiny plant covered with hairs on stems and especially on flowers, giving a woolly appearance. Stems reach a height of 2 to 4 feet. It is distinguished from other common thistles by its yellow flowers and spiny leaves. Sometimes confused with yellow starthistle (a knapweed). Mature plants retain their spines long after the plant dies.

<http://oregon.gov/ODA/PLANT>  
04/2009

Materials and photos are available at no cost. Please credit Oregon Department of Agriculture. Contact 503-986-4621 for more information.

