



ELEVATING VOICES IN EDUCATION
EVE Workforce Survey

Participant Instructions

What to know before participating:

- Survey participation is **voluntary**. You are **not required** to participate, and your employer **can't require** you to participate. If you choose to participate, you can **skip** any question you don't wish to answer.
- Your participation is **anonymous**, and your responses are **confidential**. Per ORS 192.355(4), your responses **are exempt** from public disclosure unless you optionally consent to disclosure at the end of the survey.
- ODE will **not** share your responses with schools, districts, ESDs, or other public education providers. ODE will only use your survey responses as part of **aggregate** and **suppressed** data reporting to protect your anonymity, confidentiality, and trust.



Who should participate:

- ❑ Members of Oregon's Public Education Workforce including all **licensed** and **classified** staff as well as **staff under contract** to provide services to public education providers.
- ❑ Public education providers are public schools, school districts, education service districts (ESDs), charter schools, long term care and treatment (LTCT) facilities, youth corrections education programs (YCEPs), juvenile detention education programs (JDEPs), and the Oregon School for the Deaf (OSD).



How to log in to the survey:

- ❑ Go to the EVE Workforce Survey: [EVE Survey 2025 – English](#) or [EVE Survey 2025 – Spanish](#)
- ❑ You'll need to enter the password (**EVE2025**) and select the submit button to begin participating.

EVE Workforce Survey

The EVE Workforce Survey requires a password to participate.

Type Password Here:

SUBMIT

Type **EVE2025** here and then select the **SUBMIT** button.



How to navigate the survey:

- Each page in the survey has a status bar to track your progress.



- You can use the  button to return to the previous page.

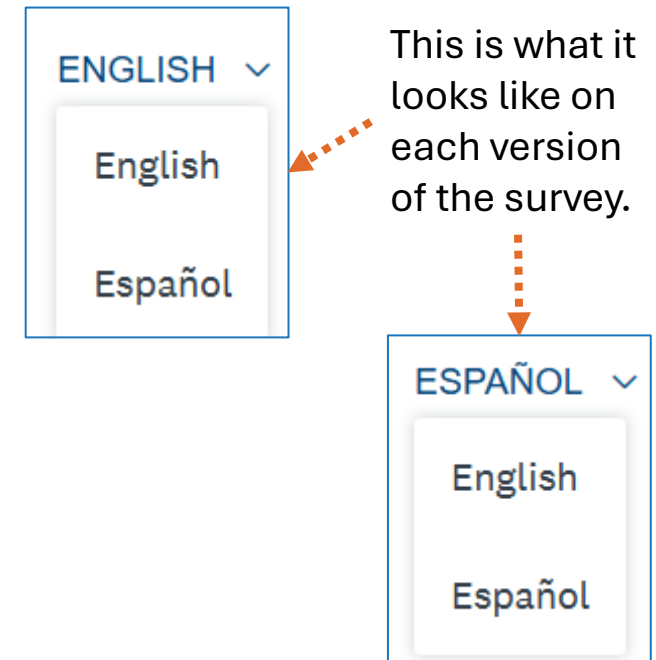
- You can use the  button to move the next page.

- You can use the  button on the last page to submit the survey.



How to toggle between English and Spanish:

- ❑ The EVE Workforce Survey has an English and Spanish version.
- ❑ You can also toggle from English to Spanish or Spanish to English on the first page of the survey.
- ❑ In the upper right corner of the page that says **Welcome!** or **¡Bienvenido!**, there's a small dropdown menu where you can select English or Español. Selecting English or Español means you will experience the survey in that language.
- ❑ **Warning!** You can only select a language on the first page of the survey. If you need to toggle back to English or Spanish, you'll have to return to the first page.



Types of survey questions:

- ❑ Questions use a multiple choice/Likert scale. These are questions with ordered response options usually ranging from negative to positive (e.g., **Not true** to **Very true**).
- ❑ Most questions have multiple interactions. The question to the right is a great example. It consists of three interactions with a common stimulus.
- ❑ Some questions have a constructed response option. This allows you to create a response rather than selecting a specific response option.

How true are the following statements about you and your workplace?

	Not true	A little true	Partially true	Mostly true	Very true
The climate at my workplace is safe.	<input type="radio"/>	<input type="radio"/>	<input type="radio"/>	<input type="radio"/>	<input type="radio"/>
The culture at my workplace is supportive.	<input type="radio"/>	<input type="radio"/>	<input type="radio"/>	<input type="radio"/>	<input type="radio"/>
My work values my perspective.	<input type="radio"/>	<input type="radio"/>	<input type="radio"/>	<input type="radio"/>	<input type="radio"/>

If you said YES to the previous question, are you considering leaving your current job for any of the following opportunities?

If you said NO, please skip to the next question.

- A similar job at your current employer
- A promotion at your current employer
- Volunteer or community service
- Another opportunity:



How to answer a question:

☐ Answering questions is very easy.

Select/click with your mouse
(or finger if using touch screen)

How true are the following statements about the resources at your work?

The technology at my workplace is up-to-date.

Not true A little true Partially true **Mostly true** Very true




Select/click with your mouse
(or finger if using touch screen)

Which of the following professional learning areas related to student and school success are a priority for you right now? Select up to three priority areas.

Alternatives to suspension/expulsion

Anti-bias and anti-racism

Career and technical education




Which of the following professional learning areas related to curriculum and instruction are a priority for you right now? Select up to three priority areas.

- Academic content areas (e.g., math, science, world languages)
- Arts (e.g., dance, music, theatre)
- Culturally-responsive curriculum and instruction
- Teaching and/or supporting students with IEPs/504 plans

Select/click and write a
brief response

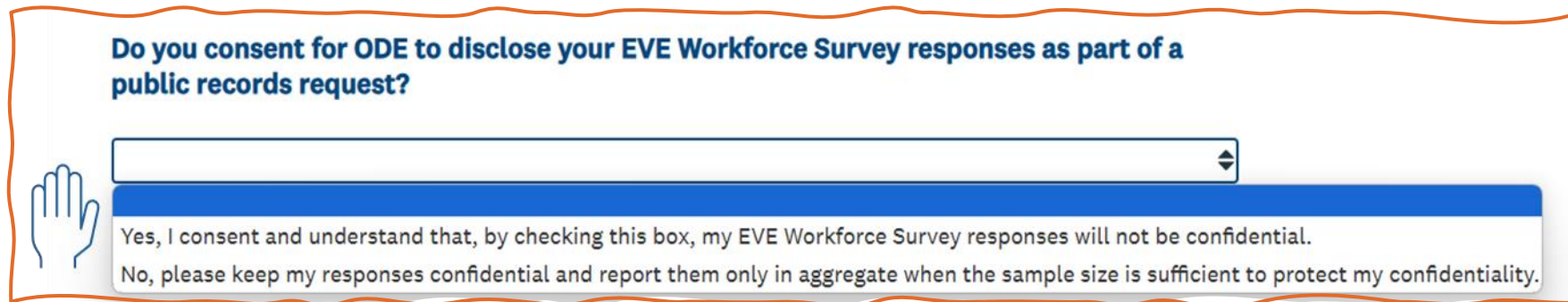
Another curriculum and instruction professional learning activity:

Sociology



What to know about anonymity and confidentiality:

- ❑ Your participation is **anonymous**, and your responses are **confidential**. ODE will **not** share your EVE Workforce Survey responses with schools, districts, ESDs, or other public education providers.
- ❑ Per ORS 192.355(4), your responses are **exempt** from public disclosure. ODE will **only** disclose your responses if you provide consent at the end of the EVE Workforce Survey. Responding to the question is **optional**.



Do you consent for ODE to disclose your EVE Workforce Survey responses as part of a public records request?

Yes, I consent and understand that, by checking this box, my EVE Workforce Survey responses will not be confidential.

No, please keep my responses confidential and report them only in aggregate when the sample size is sufficient to protect my confidentiality.

- ❑ Selecting **Yes** means your responses will **not be confidential**.
- ❑ **Skipping** the question or selecting **No** means ODE will keep your responses **confidential** and only report them publicly in aggregate and with suppression.



Thank you for participating in the EVE Workforce Survey

- Take the EVE Workforce Survey: [English](#) or [Spanish](#)
(Password is **EVE2025**)
- Contact ODE at ODE.EdStaffSurvey@ode.oregon.gov for questions or technical assistance.
- Go to the [EVE Workforce Survey webpage](#) for more information

