



1% Oregon Extended Assessment

Participation Reporting Webinar

Please note...

1% ORExt Participation Reporting *Requirements for Oregon Districts*



Background

Every Student Succeeds Act (ESSA) Requirements

The federal law under ESSA requires States to monitor participation in alternate assessment. While the State cannot place a cap on the participation rates of local education agencies (LEAs) in any subject (34 CFR 200.6(c)(3)(i)), the State participation rate as a whole cannot exceed 1% of the total number of students in the State who are assessed in any subject (34 CFR 200.6(c)(2)). The law requires LEAs who plan to exceed 1% participation, in any subject, to submit information justifying the need to do so. The State must make this information publicly available and provide oversight of those LEAs (34 CFR 200.6(c)(3)(ii-iii)).

States may request that the U.S. Secretary of Education waive the 1% State cap for the relevant subject for one year (34 CFR 200.6(c)(4)). The request must include:

- Assurances that the State has verified that each LEA anticipated to exceed 1% participation will address any disproportionality in the percentage of students in any subgroup taking an alternate assessment (34 CFR 200.6(c)(4)(iii)(B)).
- A plan and timeline by which the state will take additional steps to support and provide appropriate oversight to each LEA that the state anticipates will assess more than 1% in a given subject in a school year to ensure that **only students with the most significant cognitive disabilities take an alternate assessment**. The state must describe how it will monitor and regularly evaluate each such LEA to ensure that the LEA provides sufficient training to school staff so that all students are appropriately assessed (34 CFR 200.6(c)(4)(iv)(B)).
- Confirmation that the State will address any disproportionality in the percentage of students taking an alternate assessment as identified through the data provided (34 CFR 200.6(c)(4)(iv)(C)).

Oregon Extended Assessment (ORExt)

Oregon's alternate assessments, known as the Oregon Extended Assessments (ORExt), are alternate assessments designed specifically for students with the most significant cognitive disabilities. The decision to administer the ORExt can only be made by the student's IEP team, including the parent. Because the ORExt are based on alternate academic achievement standards with content that is reduced in depth, breadth, and complexity, test results from these assessments are not comparable to results achieved on the state's general assessments, in spite of the similarity in performance category.

ODE's [Alternate Assessment Decision Making Guidance](#) is a required guidance document that IEP teams must use when determining whether a student should take the ORExt (34 CFR 200.6(d)). This decision making guidance ensures that the right students are taking the ORExt.

Updated 08/08/2024



Webinar recording



Webinar slides



FAQ document



Background

Every Student Succeeds Act (ESSA)



For each subject (ELA, Math, & Science) the total number of students assessed using an AA-AAAS may not exceed 1.0 percent of the total number of students in the State assessed in that subject.

34 CFR 200.6(c)(2)



The State can not prohibit an LEA from assessing more than 1.0 percent of it's assessed students in any subject with an AA-AAAS.

34 CFR 200.6(c)(3)(i)

Therefore, LEAs may exceed 1% participation, but the State may not.

Every Student Succeeds Act (ESSA)



LEAs are required to submit information justifying the need to assess more than 1.0 percent of its assessed students in any subject on an AA-AAAS.

34 CFR 200.6(c)(3)(ii)



The State must provide appropriate oversight, as determined by the state, of a LEA who submits information to the State.

34 CFR 200.6(c)(3)(iii)

Every Student Succeeds Act (ESSA)

If the State participation exceeds 1%, it must submit a waiver/plan *34 CFR 200.6(c)(4)*



Assurance that each LEA that exceeds 1% participation will address any disproportionality in the percentage of students in any focal group taking an AA-AAAS.

34 CFR 200.6(c)(4)(iii)(B)



Assurance that for each LEA that exceeds 1% participation, only students with the most significant cognitive disabilities take an AA-AAAS.

34 CFR 200.6(c)(4)(iv)(B)

Oregon Extended Assessment



Oregon's AA-AAAS is known as the Oregon Extended Assessment (ORExt). These alternate assessments are based on alternate standards with content that is reduced in depth, breadth, and complexity.



The *Alternate Assessment Decision Making Guidance* is a required guidance document that IEP teams must use when determining whether a student should take the ORExt.



Why

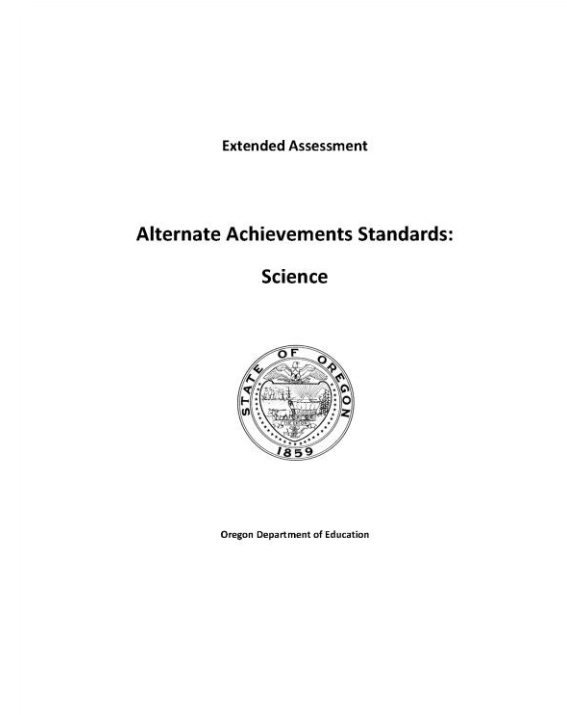
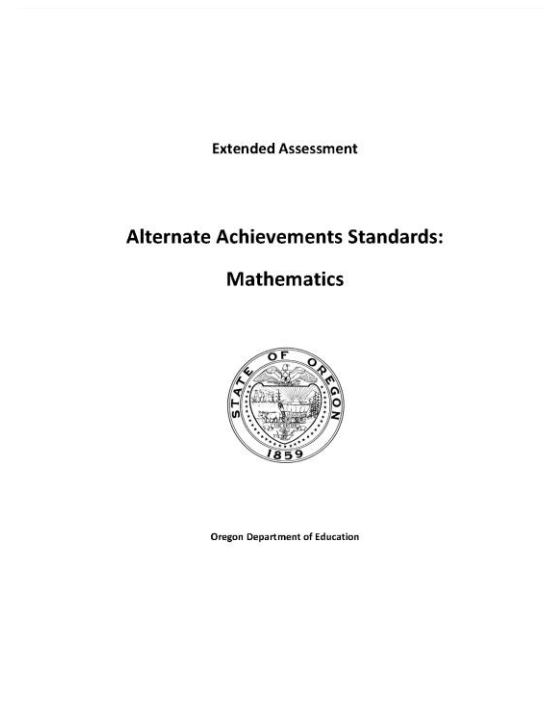
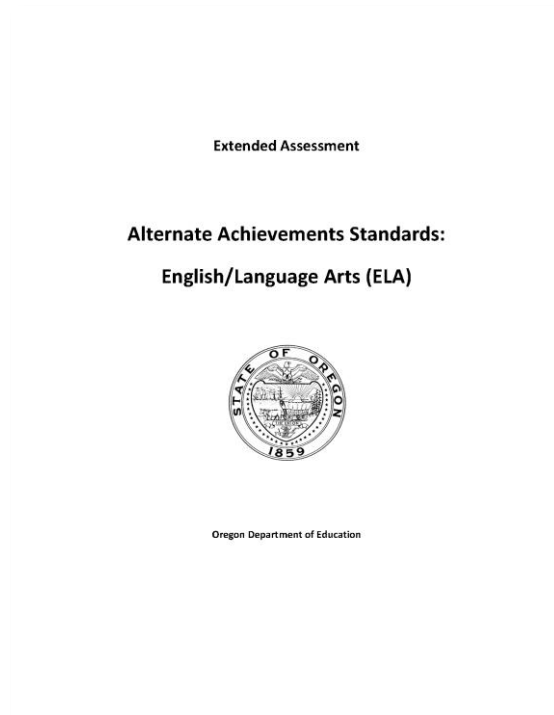
Why monitor ORExt participation?



Instruction



Assessment



Why monitor ORExt participation?



Access to rigorous instruction



Student outcomes



Requirements

5 Step Process



Review data

ODE

Previous years participation

Participation rates

- All grades combined
- By content area

Disproportionality

- All grades combined
- By content area
- By focal group

Districts

Projected current year participation

Applies to students reported as resident in your district

- Projected # identified for OREx
- Total # eligible to be assessed
- All grades combined
- By content area



Review

OREx participation data

Review data

Example:

Projected number of Science OREx participants = 5

Projected number of total Science participants = 340

$(5/340) \times 100 = 1.5$



Review

OREx participation data

Does the district project to exceed 1% participation in Science on the OREx?

YES

$$\left(\frac{\text{Projected \# of resident students identified for OREx}}{\text{Total \# of resident students eligible to be assessed}} \right) \times 100 = \text{Projected Rate}$$

All districts

Submit

Participation numbers and
rates by **October 1**

1

ELA

Projected # ORExt Participants
Projected # Total Participants
Projected ORExt Participation Rate
Exceed 1.0 Percent? YES or NO

2

Mathematics

Projected # ORExt Participants
Projected # Total Participants
Projected ORExt Participation Rate
Exceed 1.0 Percent? YES or NO

3

Science

Projected # ORExt Participants
Projected # Total Participants
Projected ORExt Participation Rate
Exceed 1.0 Percent? YES or NO



4

District assurance – *Alternate Assessment Decision Making Guidance*

District assures the Oregon Department of Education that applicable administration, staff and parents have been informed of and are adhering to the criteria outlined in the Alternate Assessment Decision Making Guidance in determining student eligibility for participation in the Oregon Extended Assessments.



1% ORExt Participation Secure Reporting Form

Districts may want to review the following document prior to submitting this form:

[1% ORExt Participation Reporting Requirements for Oregon Districts](#)

1. District *

Please select your district from the dropdown list.

Select ▼

Please enter the information for the person completing this form.

2. Last Name *

3. First Name *

ENGLISH LANGUAGE ARTS PARTICIPATION

6. Projected number of ELA ORExt participants *

Number of students in your district who are identified to take the grade 3-8 or 11 ELA ORExt this year. Include students who “opted out”.

7. Projected number of total ELA participants *

Total number of students in your district eligible to participate in ANY grade 3-8 and 11 statewide summative ELA assessment this year (ORExt or general).

8. Projected ELA ORExt participation rate *

Calculate the projected participation rate for ELA ORExt using your answers from the previous two questions (ELA ORExt participants/Total ELA participants) x 100. Enter a number only (no % symbol), rounded to one decimal place.

Example:

Projected number of ELA ORExt participants = 48

Projected number of total ELA participants = 4215

$(48/4215) \times 100 = 1.1$

9. Does the district project to exceed 1% participation in ELA on the ORExt? *

Mark YES if your answer to the previous question is 1.1 or higher. Mark NO if it is 1.0 or lower.

Number of students in your district who are identified to take the grade 3-8 or 11 ELA ORExt this year. Include students who “opted out”.

7. Projected number of total ELA participants *

Total number of students in your district eligible to participate in ANY grade 3-8 and 11 statewide summative ELA assessment this year (ORExt or general).

8. Projected ELA ORExt participation rate *

Calculate the projected participation rate for ELA ORExt using your answers from the previous two questions (ELA ORExt participants/Total ELA participants) x 100. Enter a number only (no % symbol), rounded to one decimal place.

Example:

Projected number of ELA ORExt participants = 48

Projected number of total ELA participants = 4215

$(48/4215) \times 100 = 1.1$

9. Does the district project to exceed 1% participation in ELA on the ORExt? *

Mark YES if your answer to the previous question is 1.1 or higher. Mark NO if it is 1.0 or lower.

☐ YES

☐ NO

☐ YES

☐ NO

DISTRICT ASSURANCE

18. Please read and confirm (by checking the box below) the following assurance to the Oregon Department of Education on behalf of your district: *

District assures the Oregon Department of Education that applicable administration, staff and parents have been informed of and are adhering to the criteria outlined in the Alternate Assessment Decision Making Guidance in determining student eligibility for participation in the Oregon Extended Assessments.

☐

Guidance Provided here: [Alternate Assessment Decision Making Guidance](#)

☐ Send me a copy of my responses


Submit

Powered by  smartsheet

[Privacy Notice](#) | [Report Abuse](#)

Identified districts

1% ORExt Participation Reporting
District Justification and Plan Submissions Form

 OREGON
DEPARTMENT OF
EDUCATION
Oregon achieves... together!

District completing this form:

Districts who expect to exceed 1% participation on the ORExt, in any content area, must use this document to submit:

1. Information justifying the district's need to exceed 1% participation in any content area on the ORExt;
2. A plan to ensure that only students with the most significant cognitive disabilities are found eligible for, and participate in, the ORExt; and
3. If identified, a description of how the district intends to address any disproportionality in the percentage of students in any identified focal group taking the ORExt.

Once the district has completed this document, it will be submitted to ODE via the [District Justification and Plan Submissions Upload](#) by the first weekday on or following November 15 of each school year.

Section 1. Data Analysis

Context
Districts should begin their ORExt justification and plan process with a thorough data review. There are many ways a district may want to analyze their ORExt participation data to better understand the impacting circumstances and factors. The following resource from the National Center on Education Outcomes (NCEO) may support district in identifying a variety of ways to analyze their local data:

- [State-District Data Display Templates: Addressing the Percentage of Students Participating in the Alternate Assessment](#)

Instructions

1. Consider analyzing your districts ORExt participation data prior to completing the remaining sections.

Section 2. District Justification Information

Context
Districts should use this section to determine and report the justification factors contributing to their need to exceed 1% participation on the ORExt. Each factor includes guiding questions for district consideration. Districts should indicate whether each factor is applicable for their district or is not applicable, by **selecting the associated checkboxes for each factor**. Additionally, for those applicable factors, the district should respond to relevant guiding questions by completing the corresponding *district evidence and reflection* field. Information

Updated 09/06/2023



Justification information & participation plan



Disproportionality plan



Submit

Justification & plan by
November 15

1% ORExt Participation Reporting

District Justification and Plan Submissions Form



District completing this form:

--

Districts who expect to exceed 1% participation on the ORExt, in any content area, must use this document to submit:

1. Information justifying the district's need to exceed 1% participation in any content area on the ORExt;
2. A plan to ensure that only students with the most significant cognitive disabilities are found eligible for, and participate in, the ORExt; and
3. If identified, a description of how the district intends to address any disproportionality in the percentage of students in any identified focal group taking the ORExt.

Once the district has completed this document, it will be submitted to ODE via the [District Justification and Plan Submissions Upload](#) by the first weekday on or following November 15 of each school year.

[Justification and Plan Submissions Upload](#) by the first weekday on or following November 15 of each school year.

Section 1. Data Analysis

Context

Districts should begin their ORExt justification and plan process with a thorough data review. There are many ways a district may want to analyze their ORExt participation data to better understand the impacting circumstances and factors. The following resource from the National Center on Education Outcomes (NCEO) may support district in identifying a variety of ways to analyze their local data:

- [State-District Data Display Templates: Addressing the Percentage of Students Participating in the Alternate Assessment](#)

Instructions

1. Consider analyzing your districts ORExt participation data prior to completing the remaining sections.

Section 2. District Justification Information

Context

Districts should use this section to determine and report the justification factors contributing to their need to exceed 1% participation on the ORExt. Each factor includes guiding questions for district consideration. Districts should indicate whether each factor is applicable for their district or is not applicable, by **selecting the associated checkboxes for each factor**.

Additionally, for those applicable factors, the district should respond to relevant guiding questions by completing the corresponding ***district evidence and reflection*** field. Information provided in these fields will be analyzed by ODE and included in a summary report, but the information will not be directly associated with the district that reported it. ODE requests that districts not include any potential student identifying information in the evidence and reflection fields if possible. The following factors and guiding questions are not an exhaustive list, and districts are encouraged to consider additional sources of information to guide their understanding of ORExt participation. Districts may indicate as many justification factors as are applicable to their local circumstances and are required to select at least one.

Instructions

1. For each factor, check Applicable or Not Applicable.
2. For each factor checked Applicable, complete relevant District evidence and reflection field(s).
3. Leave Not Applicable and irrelevant fields blank.

3. Leave Not Applicable and irrelevant fields blank.

Factor 1) Size of Student Population

☐ APPLICABLE, RESPOND TO QUESTION BELOW | ☐ NOT APPLICABLE, SKIP TO [FACTOR 2](#)

1. Does your district have a small (<499) overall student population that increases the likelihood of exceeding 1% participation in the ORExt?

Possible information sources:

- District has reviewed overall student population numbers (including the number of students who are residents and non-residents).

District evidence and reflection

--

Factor 2) Programs and Services

☐ APPLICABLE, RESPOND TO QUESTION BELOW | ☐ NOT APPLICABLE, SKIP TO [FACTOR 3](#)

1. Does the district include school, community, or health programs that draw large numbers of students with the most significant cognitive disabilities?

Factor 3) Participation Rates Based on Assessment Content, Type of School or Program

☐ APPLICABLE, RESPOND TO RELEVANT QUESTIONS BELOW | ☐ NOT APPLICABLE, SKIP TO [FACTOR 4](#)

1. Are students in restrictive settings more likely to participate in the ORExt?

Possible information sources:

- District reviews disaggregated data relative to school, grade, placement, and/or disability category in order to explore relationship between settings and assessment placement.
- District has a plan to address how less inclusive placements may unduly influence ORExt participation decisions.

District evidence and reflection

--

2. Are ORExt participation rates higher in one school compared to other schools with similar grade levels in the district?

Possible information sources:

- District has reviewed participation rates across schools.

District evidence and reflection

--

Factor 7) Other Factors

☐ APPLICABLE, RESPOND TO PROMPT BELOW | ☐ NOT APPLICABLE, SKIP TO [SECTION 3](#)

1. Use the space below to explain any additional factors contributing to the district's need to exceed 1% participation on the ORExt. Please include any relevant district evidence and reflection.

Additional resources:

- [Alternate Assessment Decision Making Guidance](#)
- [Start with the End in Mind: An Infographic to Guide Decisions about Student Participation in the Alternate Assessment](#)
- [District Dialogue Guide: Addressing the Percentage of Students Participating in the Alternate Assessment](#)
- [Strategies for Meeting the 1% State-level Cap on Participation in the Alternate Assessment](#)
- [The Relationship between Student Placement and AA-AAAS Participation Rates](#)

Section 3. District ORExt Participation Plan

Context

District should use this section to develop a plan to ensure that only students with the most significant cognitive disabilities are found eligible for, and participate in, the ORExt. This section begins with a reflection on the district's most recently submitted plan, if applicable, and ends with crafting a new plan for the upcoming school year.

Instructions

1. If district has a previous ORExt Participation Plan, complete sections 3a *and* 3b.
2. If district does not have a previous plan, complete section 3b *only*.

Section 3a. Previous Plan Reflection

Reflection on previous ORExt Participation Plan

1. What specific measurable outcomes did we achieve, and which ones did we miss?
 - Reflect on the original goals of the plan. Determine which were accomplished, which were not, and why. This will help identify both successes and areas for improvement.

District evidence and reflection

--

2. What challenges or obstacles did we encounter, and how did we address them?
 - Discuss any difficulties faced during the execution of the plan and the solutions implemented. Consider whether different strategies could have been more effective and what could be done differently in the future.

District evidence and reflection

3. What feedback did we receive during implementation, and how can we use it to improve our approach?
 - Review the feedback from teams, educators, families, and other participants in the plan. Identify recurring themes and suggestions for improvement. Consider how to incorporate this feedback into the plan moving forward to better meet the needs and expectations of all involved.

District evidence and reflection

Section 3b. Developing a Successful Plan

A successful plan to ensure that only students with the most significant cognitive disabilities are found eligible for, and participate in, the ORExt will include:

1. Actions associated with each justification factor identified in section 2 for why ORExt participation will exceed 1%,
2. Baseline data for each factor,
3. Progress indicators for each factor,
4. Measurable outcomes with an associated timeline, and
5. Reflections and improvements learned from implementing any previous plans.

Regardless of the applicable justification factors identified in section 2, districts must include staff training on the *Alternate Assessment Decision Making Guidance* as part of this plan.

District ORExt Participation Plan

--

Please note that plans submitted to ODE may be reviewed and updated as part of district monitoring and oversight related to ORExt participation rates.

Section 4. Disproportionality

Context

All districts who expect to exceed 1% participation on the OREx, in any content area, must provide assurance to ODE they will address any disproportionality in the percentage of students in any focal group taking the OREx. This assurance is reported in the [District Justification and Plan Submissions Upload](#) via a checkbox.

Some districts will receive data from ODE indicating disproportionate participation in the OREx of students from particular groups. These districts must submit a description of how they intend to address disproportionality in the percentage of students in any identified focal group taking the OREx, based on the data provided by ODE and any supplemental data to which the district may have access.

Root cause analysis of disproportionality can be simple or complex. A simple root cause analysis can be done through a “[5 Whys](#)” type of activity. A more complex root cause analysis could be done through a process like the one described in the “[Success Gaps toolkit](#)”. These optional resources are intended to help districts identify potential causes of disproportionality. Districts are encouraged to use these resources and other resources and processes that make sense for their local context.

intend to address disproportionality in the percentage of students in any identified local group taking the ORExt, based on the data provided by ODE and any supplemental data to which the district may have access.

Root cause analysis of disproportionality can be simple or complex. A simple root cause analysis can be done through a “[5 Whys](#)” type of activity. A more complex root cause analysis could be done through a process like the one described in the “[Success Gaps toolkit](#)”. These optional resources are intended to help districts identify potential causes of disproportionality. Districts are encouraged to use these resources and other resources and processes that make sense for their local context.

Instructions

1. Districts identified by ODE with disproportionality in their data, complete the field below.
2. Districts not identified by ODE, skip to [section 5](#).

District Plan to Address Disproportionality

--

Please note that plans submitted to ODE may be reviewed and updated as part of district monitoring and oversight related to ORExt participation rates.



District Justification and Plan Submissions Upload

Districts should complete the [District Justification and Plan Submissions Form](#) before completing this upload.

Districts may want to review the following documents prior to submitting this form:
[1% ORExt Participation Reporting Requirements for Oregon Districts](#)
[Alternate Assessment Decision Making Guidance](#)

1. District *

Please select your district from the dropdown list.

Select ▼

Please enter the information for the person completing this form.

2. Last Name *

District Justification Information

6. Select the justification factor(s) from the list below that were identified as applicable to your district when completing the District Justification and Plan Submissions Form. *

- ☐ Factor 1 Size of Student Population
- ☐ Factor 2 Programs and Services
- ☐ Factor 3 Participation Rates Based on Assessment Content, Type of School or Program
- ☐ Factor 4 Instruction and Access to Curriculum and Supports
- ☐ Factor 5 IEP Team Knowledge
- ☐ Factor 6 Parent/Guardian IEP Knowledge
- ☐ Factor 7 Other Factors

District ORExt Participation Plan Assurance

7. Please read and confirm (by checking the box below) the following assurance to the Oregon Department of Education on behalf of your district: *

District assures the Oregon Department of Education that a plan is in place to ensure only students with the most significant cognitive disabilities take the ORExt Assessments.

☐

Note: Plan details must be provided to ODE in the District Justification and Plan Submissions Form, uploaded to this SmartSheet (below).

ORExt Participation Disproportionality District Assurance

8. Please read and confirm (by checking the box below) the following assurance to the Oregon Department of Education on behalf of you district: *

District assures the Oregon Department of Education that the district will address any disproportionality in the percentage of students in any focal group taking the ORExt. These focal groups include the race/ethnicity categories of American Indian/Alaska Native, Asian, Black/African American, Latina/o/x, Multi-racial, Native Hawaiian/Pacific Islander, and White as well as multilingual students with English learner status.

☐

Note: Identified districts must also submit a description of how they will address disproportionality in the District Justification and Plan Submission Form, uploaded to this SmartSheet (below).

District Justification and Plan Submission Form Upload

9. Upload the completed District Justification and Plan Submission Form here: *

The form is available here: [District Justification and Plan Submission Form](#)

Drag and drop files here or [browse files](#)

☐ Send me a copy of my responses

Submit

Approval process



Accepted



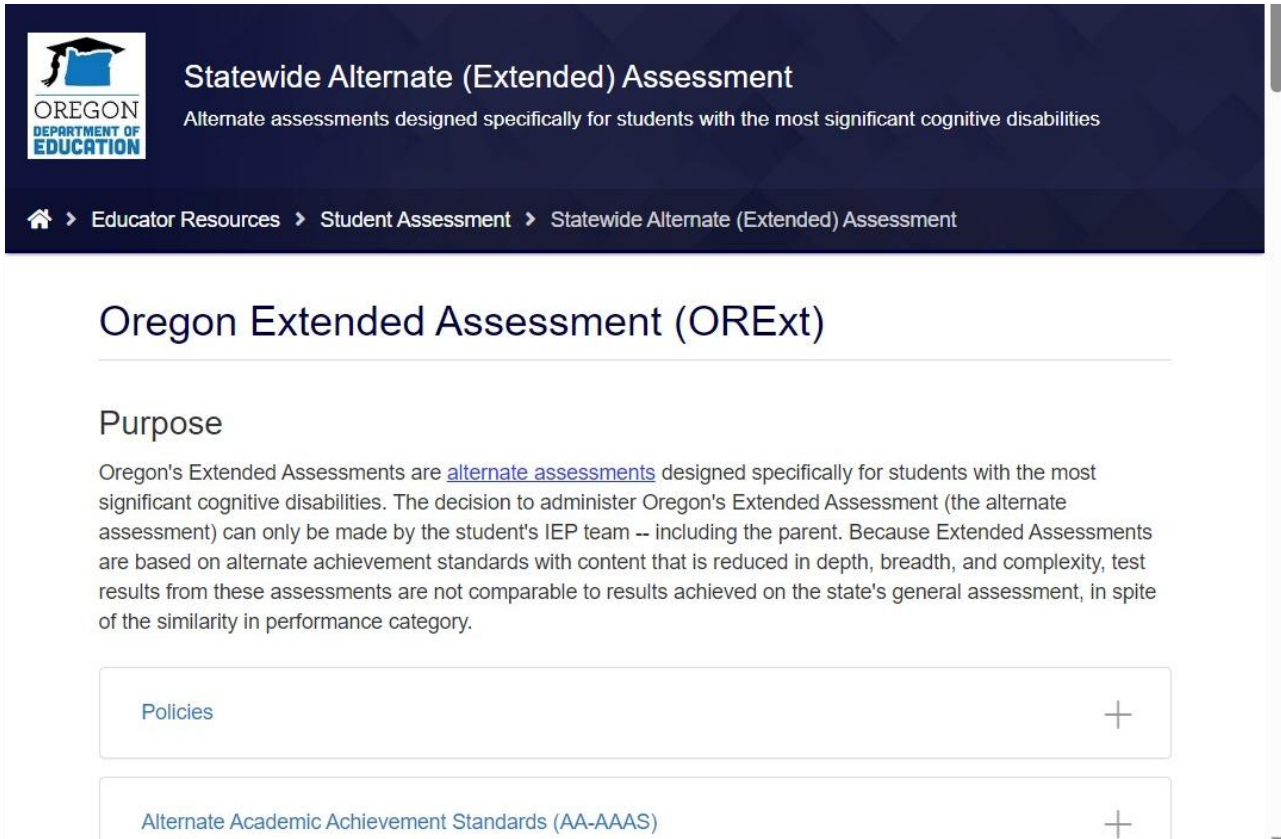
Requires revision,
collaboratively set a new due date

Approve

ODE approval or revisions
requested by **December 15**



Public posting



The screenshot shows the Oregon Department of Education website. At the top, there is a dark blue header with the ODE logo and the text "Statewide Alternate (Extended) Assessment" and "Alternate assessments designed specifically for students with the most significant cognitive disabilities". Below the header, a breadcrumb trail reads: "Home > Educator Resources > Student Assessment > Statewide Alternate (Extended) Assessment". The main content area is titled "Oregon Extended Assessment (ORExt)". Under the heading "Purpose", there is a paragraph explaining that Oregon's Extended Assessments are designed for students with significant cognitive disabilities and that the decision to administer them is made by the student's IEP team. Below the text, there are two expandable sections: "Policies" and "Alternate Academic Achievement Standards (AA-AAAS)", each with a plus sign icon to its right.



Post

Report on ODE website

An analysis report of submitted information will be made publicly available on the ORExt webpage.

5 Step Process



Here to Help



Regional ESD Partner
Amy Rockwell

Phone: 503-540-4470 | email: amy.rockwell@wesd.gov

Mason Rivers
phone: 971-208-0434 | email: mason.rivers@ode.oregon.gov

Thank You

