



DTC Webinar

November 12, 2025

Welcome! Thank you for joining us. We will begin shortly.

How is Everyone?

In the chat, please type the phenomenon number that best represents how you are feeling today.

[All animations from Giphy.com](https://www.giphy.com)

Oregon Department of Education

1



2



3



4



5



6



7



8



9



MOVEMBER



Agenda

- Webinar Housekeeping
- Updates & Reminders
- DTC Training
- New DTC Orientation
- Family Conversation
- SEED Survey Office Hours
- Q&A



Housekeeping

Getting Started

- Today's webinar will be recorded, so please monitor your use of audio and camera.
- Please use the Q&A, not the Chat, for questions.



Photo by [Craig Pattenau](#) on [Unsplash](#)

Assessment Team Contacts

[Dan Farley, Ph.D.](#), Assistant Superintendent

[Andrea V. Lockard, Ed.D.](#), Director of Assessment

[Mariela Salas Bao, Ed.D.](#), Science

[Tony Bertrand,](#)

English Language Arts and Social Sciences

[Sody Fearn,](#) K-2 Balanced Assessment

[Audrey Lingley, Ed.D.](#), SEED Survey

[Carla Martinez,](#) Administrative Support

[Crys Plattner,](#) Administrative Support

Vacant, Math

[Ben Wolcott,](#)

English Language Proficiency



Regional ESD Partner Contacts

Assessment Support

[Amy Rockwell](#)- All regions
1-800-970-8372 ext. 1 or
503-540-4470



Accountability and Collections Support

[Karen Brown Smith](#)- All regions
1-800-706-4447 ext. 3124 or
541-966-3124

[Peter Campbell](#)- All regions
1-800-706-4447 ext. 3203 or
541-966-3203

[Joe Doherty](#)- All regions
1-800-706-4447 ext. 3140 or
541-966-3140

Guidance on chat and Q/A Feature

Q&A

- Use for questions related to the presentation content
- Helps the Assessment Team track and respond to questions clearly

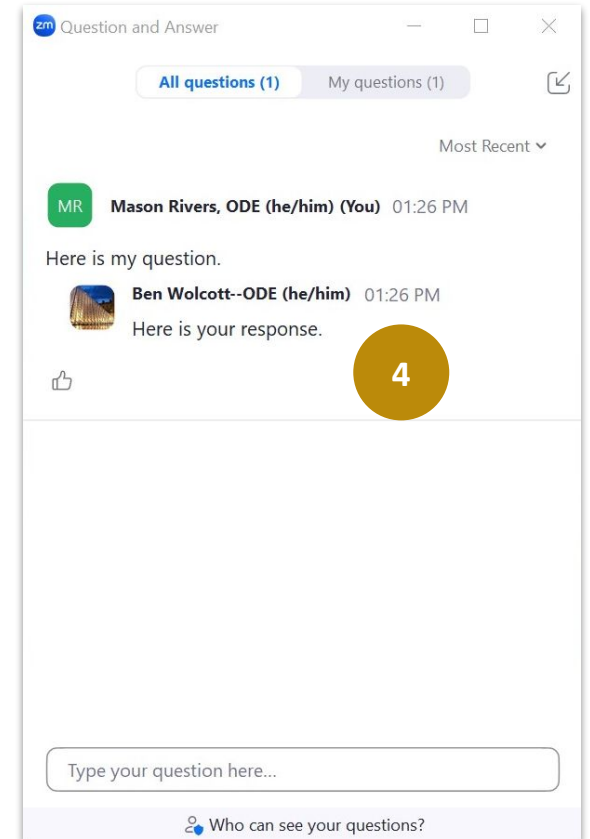
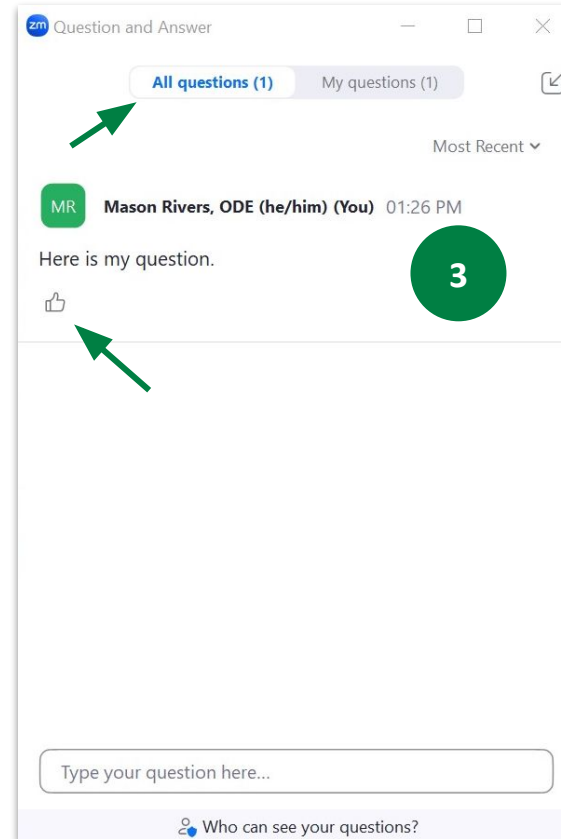
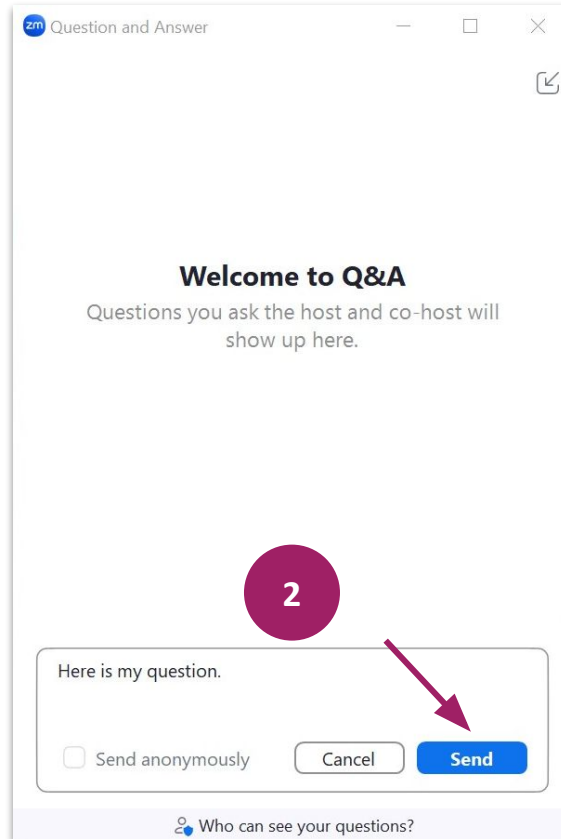
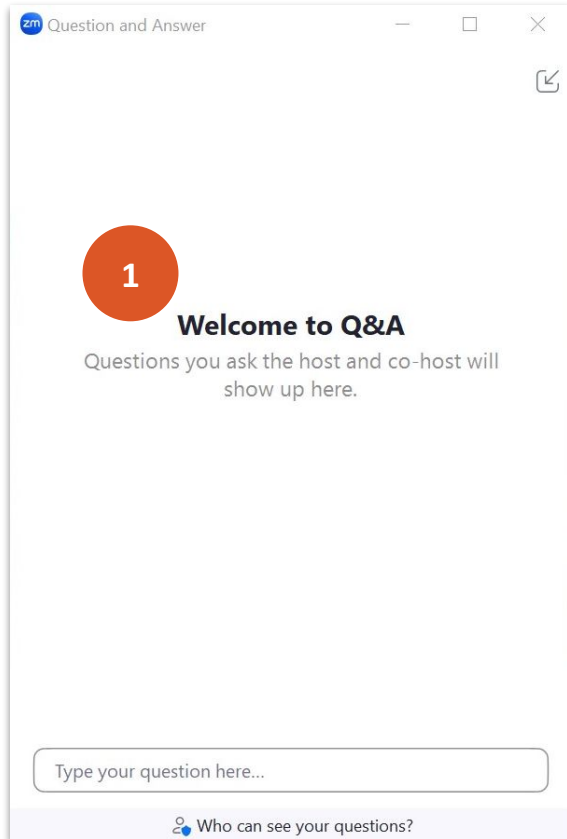
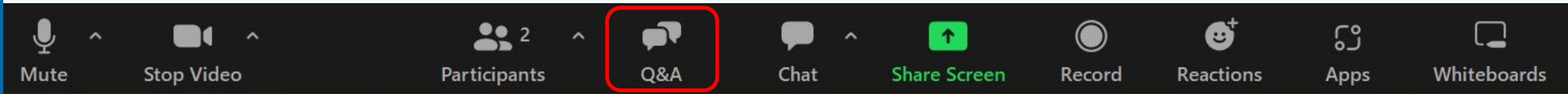
Chat

- Use for connection and peer sharing
- A space for resources and encouragement/sharing ideas

Poll

- Respond to questions asked by the Assessment Team
- Results will be shared during and after the meeting

Zoom Q&A Feature



How many roles do our DTCs hold this year?

Poll participants: 38

How many roles do you hold in addition to your role as a DTC?



Most common roles shared:
Administrator/Director
Data
Information Technology

Least common roles shared:
Classroom teacher
K-12 Librarian
Library Tech

Additional Roles	Percentage
1 additional role	24%
2 additional roles	24%
3 additional roles	21%
4 additional roles	3%
5 additional roles	24%



Updates & Reminders

Updates & Reminders

- TIDE Webinar Session 2:
 - [Part 1 is 11-12-2025](#)
 - [Part 2 is 11-19-2025](#)
- Sample Test Live as of 10-28-2025.
- All DTCs must complete modules 1 and 6 and pass the proficiency test on the ORExt site.
- November 15th is the deadline for districts to submit their 1% Justification and Plans to ODE. Contact your Regional ESD Partner with questions.
- OSAS portal applications will now require multi-factor authentication every 30 days.

DTC Annual Training Follow-Up

- A version of the slides without Fact Finder answers will be distributed to participants this week.
- Contact [Regional ESD Partners](#) for make-up training.
- Contact [Regional ESD Partners](#) for help with activating testing supports in TIDE.
- All new DTCs who have met training requirements should have their account set up in TIDE now. Please contact your Regional ESD Partner if you are not able to log into TIDE yet.
- See the [Test Administration Manual](#) Section 5.3 for information on opt-outs and parent requests for exemption based on disability or religion.

Reminder of Content Newsletters and Communities

In addition to the [A&A Update Newsletter](#), ODE offers additional content area newsletters and community groups that might be helpful to you and other educators:

- [**ELA Standards Newsletter**](#)
 - [*Oregon Literacy Leaders Network*](#)
- [**Math Standards Newsletter**](#)
 - [*Oregon Math Leaders Network*](#)
- [**Science Education Newsletter**](#)
 - [*Oregon Science Leaders*](#)
- [**Migrant and Multilingual Education Newsletter**](#)

New DTC Orientation

What: Optional deeper dives into the work of a DTC, aligned with the [DTC Roadmap](#)

Who: Primarily first- and second-year DTCs

Why: Because the job of a DTC is complex (and important!)

When: (all sessions 1-2:30 pm)

- [Session 1: Preparing for testing](#) (slide deck)
- [Session 2: Beginning testing](#) (11/17/25)
- [Session 3: Addressing testing issues](#) (12/15/25)
- [Session 4: After testing](#) (2/2/26)

Where: All sessions are virtual (Zoom)



Photo by [delfi de la Rua](#) on [Unsplash](#)

Family Conversation District Recruitment 2026-27

- Statewide Requirement year pending—Final determination made by Legislature and State Board of Education
- Planning on pilot 2026-27
- ODE & DELC's current preparations:
 - Identifying links to current initiatives
 - Supporting districts with different phases of implementation
 - Launching Request For Proposal Process—data collection tool



[District/Charter School Leader Family Conversation Contact Form](#)

Required Orientation meeting February 18, 2026 3:30-5:00 pm (PST) for pilot districts and charter school leaders

[ODE's webpage](#)

SEED Survey Office Hours - Please share!

ODE staff are available to support the use of data from the 2024-25 Student Educational Equity Development (SEED) Survey. See [this flyer](#) for Office Hours dates, times, and registration links. The SEED Office Hours are drop-in and **open to anyone interested in using the SEED Survey data: district staff, classroom teachers, students, community partners, and university partners.**



The flyer features a green header with a leaf icon and the text "ELEVATING STUDENT VOICE Student Educational Equity Development (SEED) Survey". The main title is "SEED Survey Drop In Office Hours Fall 2025". Below this, it states "Office Hours are with ODE staff, who will be available to answer your questions about working with SEED Survey data." The schedule is listed as "Tuesdays: 10:00-11:00 AM" (Oct. 14, Nov. 18, Dec. 2) and "Thursdays: 3:30-4:30 PM" (Oct. 2, Nov. 20, Dec. 11). At the bottom, there is the Oregon Department of Education logo, a "REGISTER HERE" button, and a QR code.



Q & A

Question 1: Can you explain the reason behind the change to the training requirements for TAs needing the Interim test group?

The training requirements for the Interim test group have not changed. The TAM language is intended to set a TA training “floor” for districts that wish to administer Interims prior to their usual yearly training.

The TAM requirements establish a bare minimum that will allow TAs to administer Interims, but TAs must still complete the full required training associated with the TA role. These requirements are not establishing a different kind of TA role.

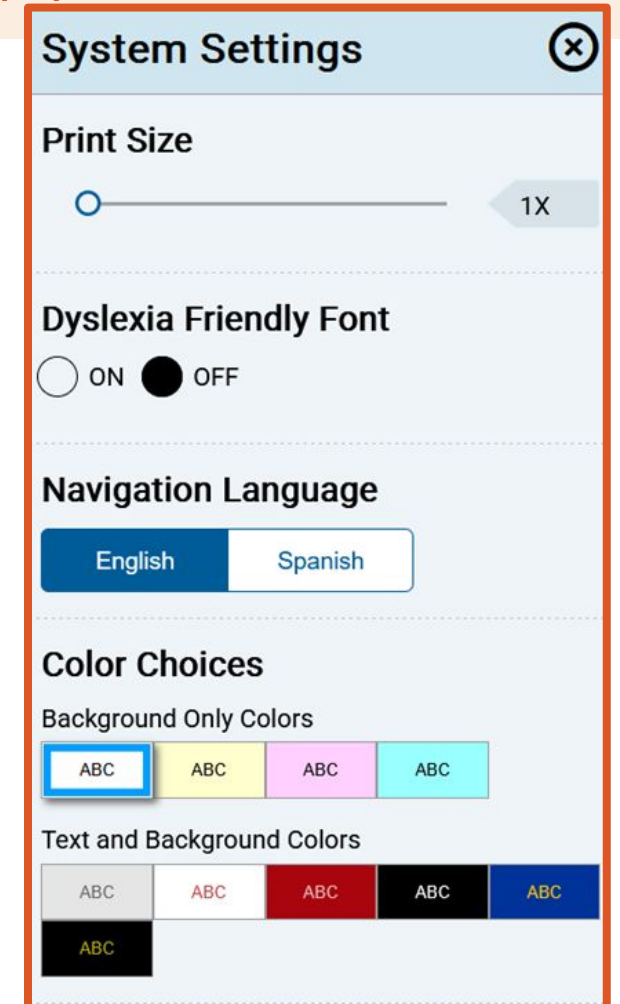
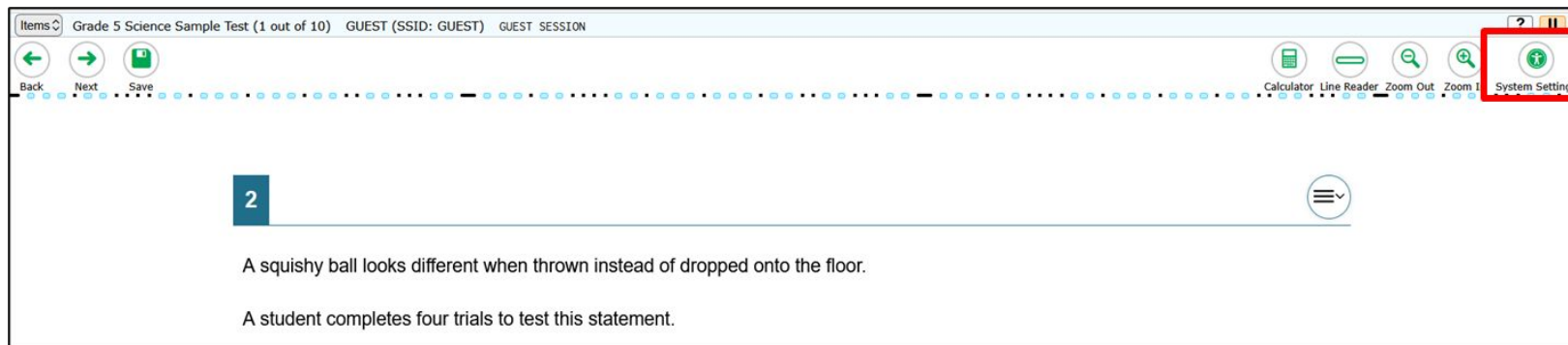
The TAM language will be clarified next year to make this clearer.

Question 2: Could you please demonstrate how a student activates the Dyslexia-Friendly Font Universal Tool and Navigation Language within the test interface, including where to access the setting and how to apply it?

The System Settings menu has a new look and feel.

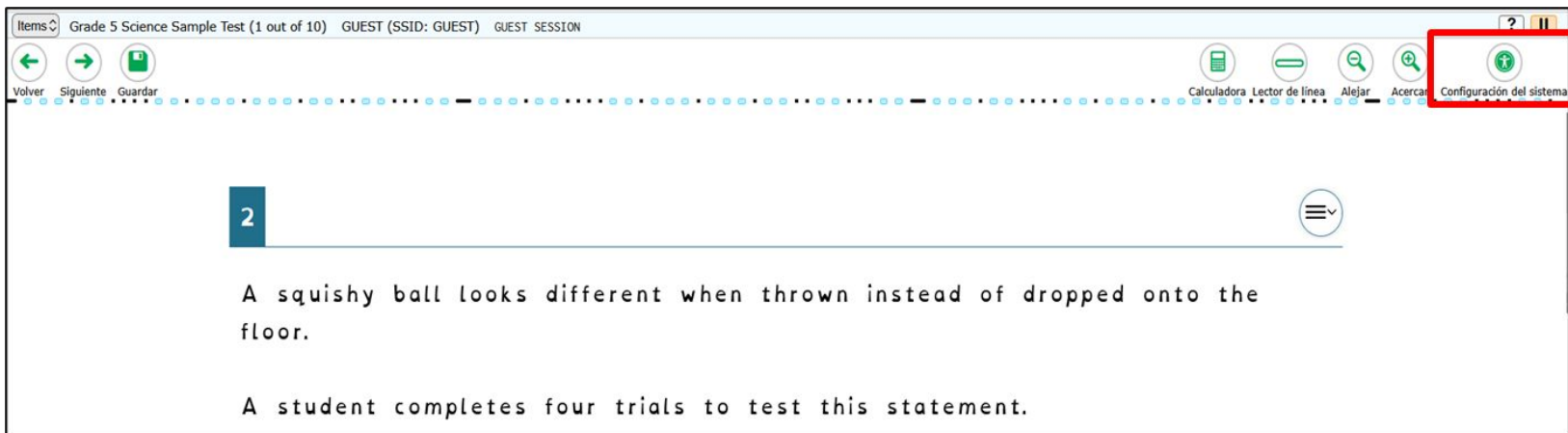
New features this year:

- Dyslexia Friendly Font
- Navigation Language (English/Spanish)

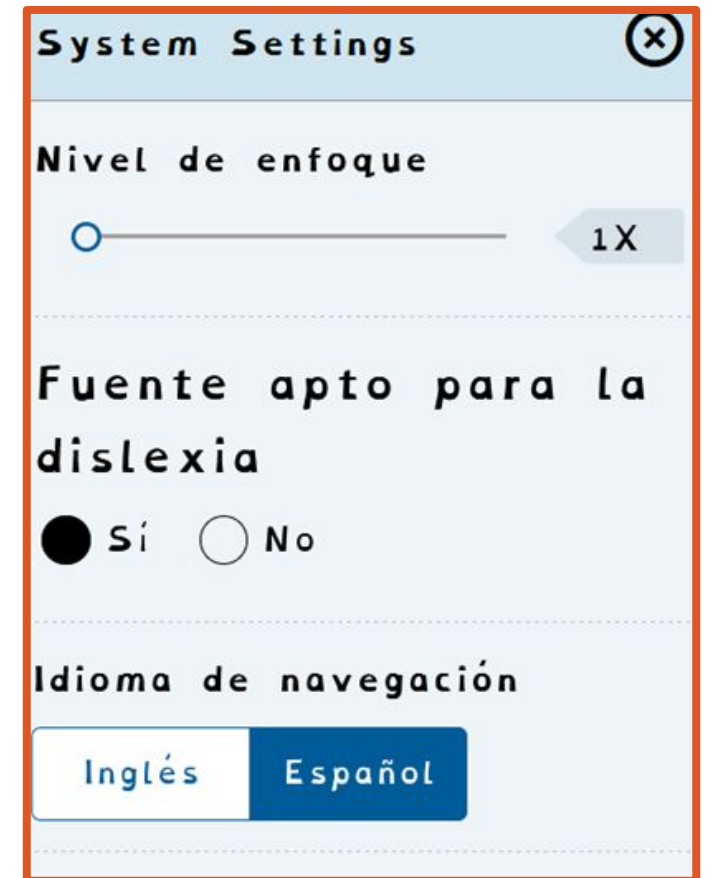


Example when Dyslexia Font and Navigation language are ON

Both TAs and students should be familiar with how to access the System Settings menu and the tools it contains.



The screenshot shows a test interface with a top navigation bar. On the left, there are icons for 'Volver' (back), 'Siguiente' (next), and 'Guardar' (save). On the right, there are icons for 'Calculadora' (calculator), 'Lector de línea' (line reader), 'Alejar' (zoom out), 'Acercar' (zoom in), and 'Configuración del sistema' (system settings), which is highlighted with a red box. Below the navigation bar, a question number '2' is displayed in a blue box. The question text is: 'A squishy ball looks different when thrown instead of dropped onto the floor. A student completes four trials to test this statement.'



The screenshot shows the 'System Settings' menu. The title 'System Settings' is at the top right with a close button. Below it, there are three settings sections: 'Nivel de enfoque' (Focus level) with a slider set to '1X'; 'Fuente apto para la dislexia' (Source suitable for dyslexia) with radio buttons for 'Sí' (Yes) and 'No', where 'Sí' is selected; and 'Idioma de navegación' (Navigation language) with buttons for 'Inglés' (English) and 'Español' (Spanish), where 'Español' is selected.

Questions?

Concerns?

Recommendations.



Next Steps and Adjournment

- A Q/A document will be posted to the [Assessment Administration Resources](#) page.
- Please contact the [ODE Assessment Team](#) if you have any additional questions or concerns.

Thank you!