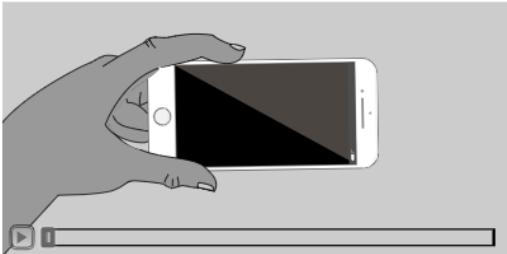
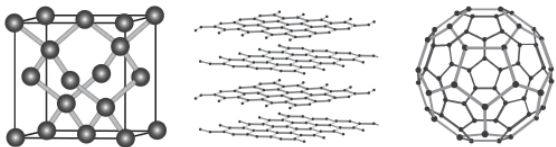


High School OSAS Science Sample Test Exploratory Scavenger Hunt




Student Directions: Your teacher will guide you into the Oregon Statewide Assessment System (OSAS) in Science, known as “OSAS Science.” Log into the OSAS Science High School Sample Test. Your teacher might want to discuss the meaning of some Vocabulary words (**bold, italics**) in this Scavenger Hunt.

This Scavenger Hunt is practice to get ready to take the OSAS Science test. Have fun learning how to **navigate** the online sample test and how to **interact** with the sample questions. Read the information within each question, watch **Tutorials**, and respond with computer tools.

Explore how you could use the Tools when you take OSAS Science.

<p>Question 1</p> 	<ul style="list-style-type: none">• Examine the information on the left side of your screen. Can you play the video in the image?• Expand the information on the left or the Parts of the Question on the right using the Arrows.• Find the Context Menu ☰ on the left side of the screen.• Try highlighting. What colors are in the Highlighter Tool?• Scroll to the bottom of the information to find Your Task.• In Part E, practice using the simulation. How are the trash can symbols to the right of the table used?
<p>Question 2</p> 	<ul style="list-style-type: none">• Right click on the question in Part A or click on the context menu in the upper right hand corner. What tutorials are provided for question 2?• Click on the keyboard icon ⌨ in the equation editor box in Part B. Can you also use your computer keyboard to enter your answer? What do you think of the online keyboard ⌨? Note that this is not a calculator. Can you find the calculator in the tool bar?



High School OSAS Science Sample Test Exploratory Scavenger Hunt

<p>Question 3</p> <table border="1" style="width: 100%; border-collapse: collapse; margin-bottom: 10px;"> <thead> <tr> <th style="text-align: center;">Element</th> <th style="text-align: center;">% by Mass</th> </tr> </thead> <tbody> <tr> <td style="text-align: center;">C</td> <td style="text-align: center;">49.0</td> </tr> <tr> <td style="text-align: center;">H</td> <td style="text-align: center;">6.5</td> </tr> <tr> <td style="text-align: center;">N</td> <td style="text-align: center;">20.6</td> </tr> <tr> <td style="text-align: center;">O</td> <td style="text-align: center;">19.1</td> </tr> <tr> <td style="text-align: center;">S</td> <td style="text-align: center;">4.4</td> </tr> </tbody> </table>	Element	% by Mass	C	49.0	H	6.5	N	20.6	O	19.1	S	4.4	<ul style="list-style-type: none"> Do you recognize the Interaction Types in this question: Multiple Choice, and Multi-Select Interaction? Which type has only one correct answer? Try using the abc Strikethrough Strikethrough Tool. Can you use this tool to narrow down the possible answers to a multiple-choice question that you think is most likely correct?
Element	% by Mass												
C	49.0												
H	6.5												
N	20.6												
O	19.1												
S	4.4												
<p>Question 4</p> <table border="1" style="width: 100%; border-collapse: collapse; margin-bottom: 10px;"> <thead> <tr> <th style="text-align: center;">Solution</th> </tr> </thead> <tbody> <tr> <td style="text-align: center;">Catch restrictions</td> </tr> <tr> <td style="text-align: center;">Restore seagrass beds</td> </tr> <tr> <td style="text-align: center;">Natural predator removal</td> </tr> </tbody> </table>	Solution	Catch restrictions	Restore seagrass beds	Natural predator removal	<ul style="list-style-type: none"> Have you ever been unsure of an answer? Try using the Mark for Review Tool for this question. You will be given a reminder to check your answer before completing the test. In Part B, use the drop down menus to select the best method to help increase the population of blue crabs in Chesapeake Bay. Then, select an explanation for the two methods you chose. If you have text to speech assigned to you, select the  Speak Question and Options button in the context menu . Save your sample test by clicking on the save icon  in the upper left-hand corner. 								
Solution													
Catch restrictions													
Restore seagrass beds													
Natural predator removal													

High School OSAS Science Sample Test Exploratory Scavenger Hunt

Question 5




- Notice the equation editor boxes within the table.
- Explore the parts of the question. Can you find the Copy Interaction type? How does the pencil icon  work? You will need to click on the pencil icon and then click on your answer choice from among the lightly highlighted and outlined statements. How can you re-do  your selection if you want to change your answer?

Question 6



- Can you use the zoom buttons in the upper right hand corner to look more closely at the images or the graphs?

This is the last Question in the Sample Test.

Press End Test  when you are finished.

Congratulations, you reached the end of the test!



= You have marked questions. Review these questions before submitting your test.

1

2

3

4



5

6

Next Step:

Select **Submit Test**.

Submit Test

Go back to the question(s) you have marked for review and make any answer changes that you want.

Submit Test

Great work! You finished the OSAS Science Assessment Sample Test Scavenger Hunt!



OREGON
DEPARTMENT OF
EDUCATION

Oregon achieves . . . together!