

Introduction

Representative samples of Oregon 4th and 8th graders in public schools participated in the 2024 National Assessment of Educational Progress (NAEP), which included reading assessments and surveys about their educational experiences. You can view the full NAEP 2024 report online at www.nationsreportcard.gov. All surveys administered for NAEP 2024 can be viewed [online](#). Complete data from the surveys is available through the [NAEP Data Explorer](#). Released reading passages and items, along with answer keys, scoring rubrics, and sample student responses, can be found in the [NAEP Questions Tool](#).

Key Findings—Grade 4

- 4th graders in Oregon public schools were more likely to report that the statement “reading is a favorite activity” is “exactly like me” than their peers in U.S. public schools (Figure 1)
- Across multiple questions (reading as a favorite activity, read outside of school, borrow books, like to talk about books, enjoy visits to a bookstore or library), Oregon 4th graders who reported less engagement and interest scored lower than their peers nationally, while Oregon 4th graders who reported higher levels of engagement did not have statistically significant score differences from their peers nationally (Figures 1 and 2 and appendix for additional data)
- A lower percentage of Oregon 4th graders (41%) reported they can definitely recognize the difference between fact and opinion in a text than 4th graders nationally (49%)

Key Findings—Grade 8

- 8th graders in Oregon public schools who reported “reading is a favorite activity” is “exactly like me” had a higher average score than their peers nationally. However, less than 15% of 8th graders in Oregon or nationally were in this category (Figure 3)
- A lower percentage of Oregon 8th graders reported that enjoying visits to a bookstore or library is “not at all like me” than nationally, but those students in Oregon had a lower average score than students nationally (Figure 4)
- Just under 50% of 8th graders both in Oregon and nationally reported they read less than 30 minutes a day outside of school or homework

41%

Fast Fact: A smaller percentage of Oregon 8th graders (41%) reported that they can definitely recognize the difference between fact or opinion in a text than 8th graders nationally (49%). These are the same percentages reported by 4th graders in Oregon and the U.S.

NAEP 2024 Data for Librarians



Figure 1. NAEP 2024, Grade 4 Reading Student Survey: How much does the following statement describe you? Reading is one of my favorite activities.

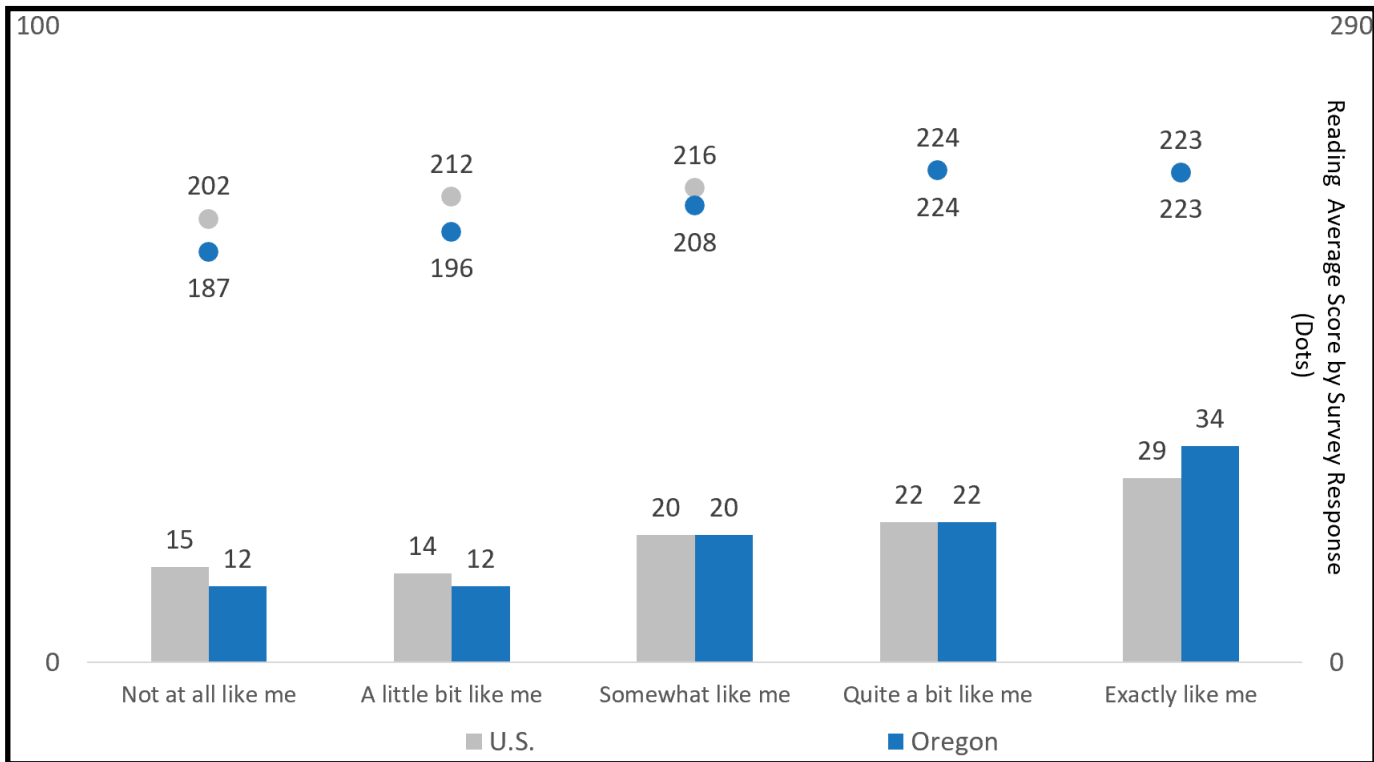
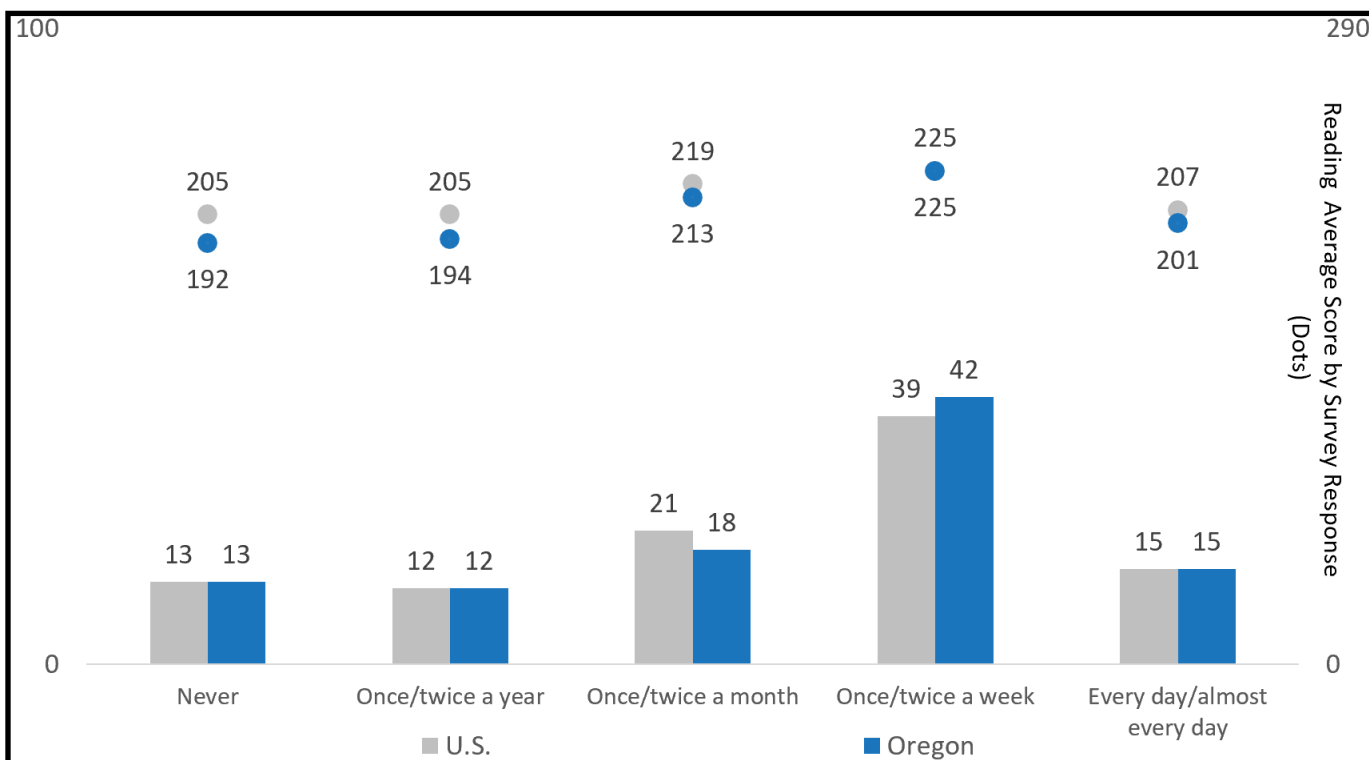


Figure 2. NAEP 2024, Grade 4 Reading Student Survey: In this school year, how often do you borrow materials (such as books or magazines) from your classroom library, school library, or media center?



NAEP 2024 Data for Librarians



Figure 3. NAEP 2024, Grade 8 Reading Student Survey: How much does the following statement describe you? Reading is one of my favorite activities.

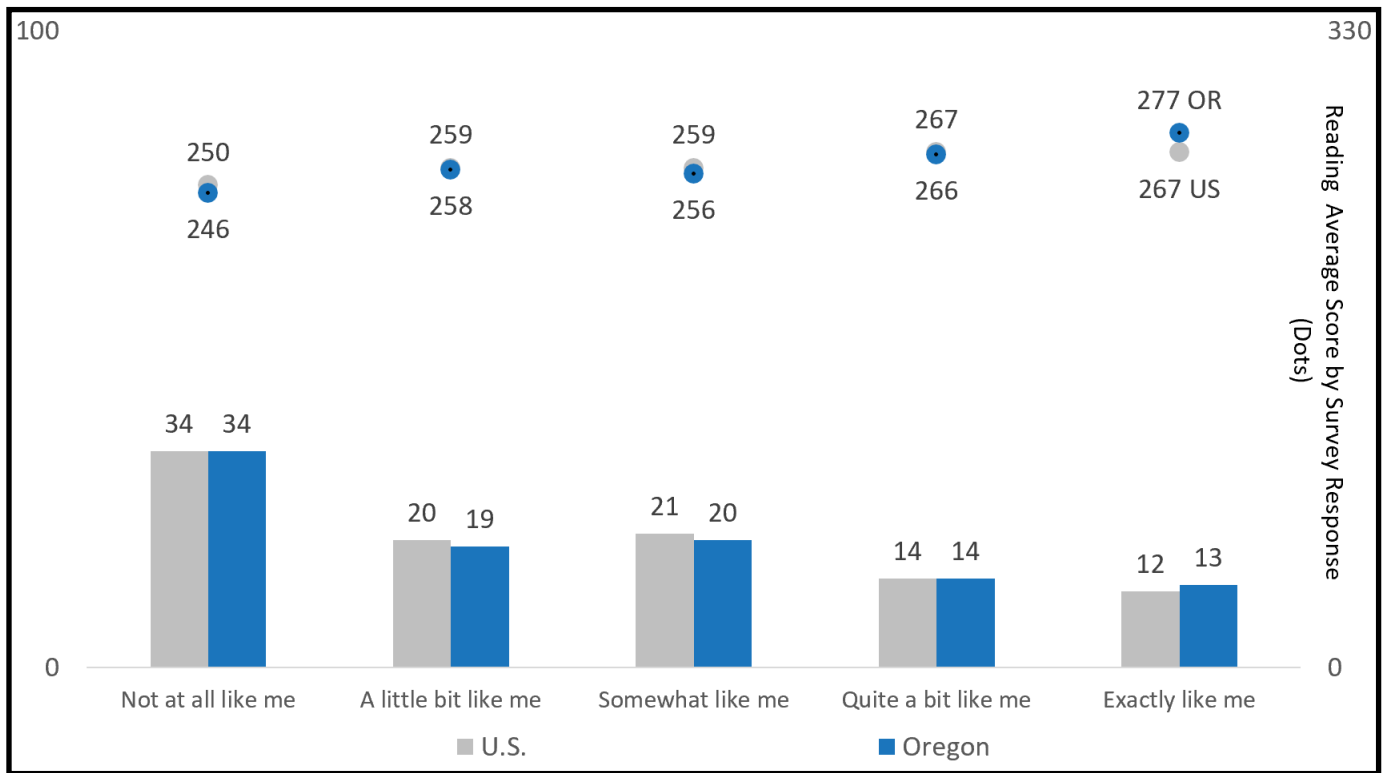
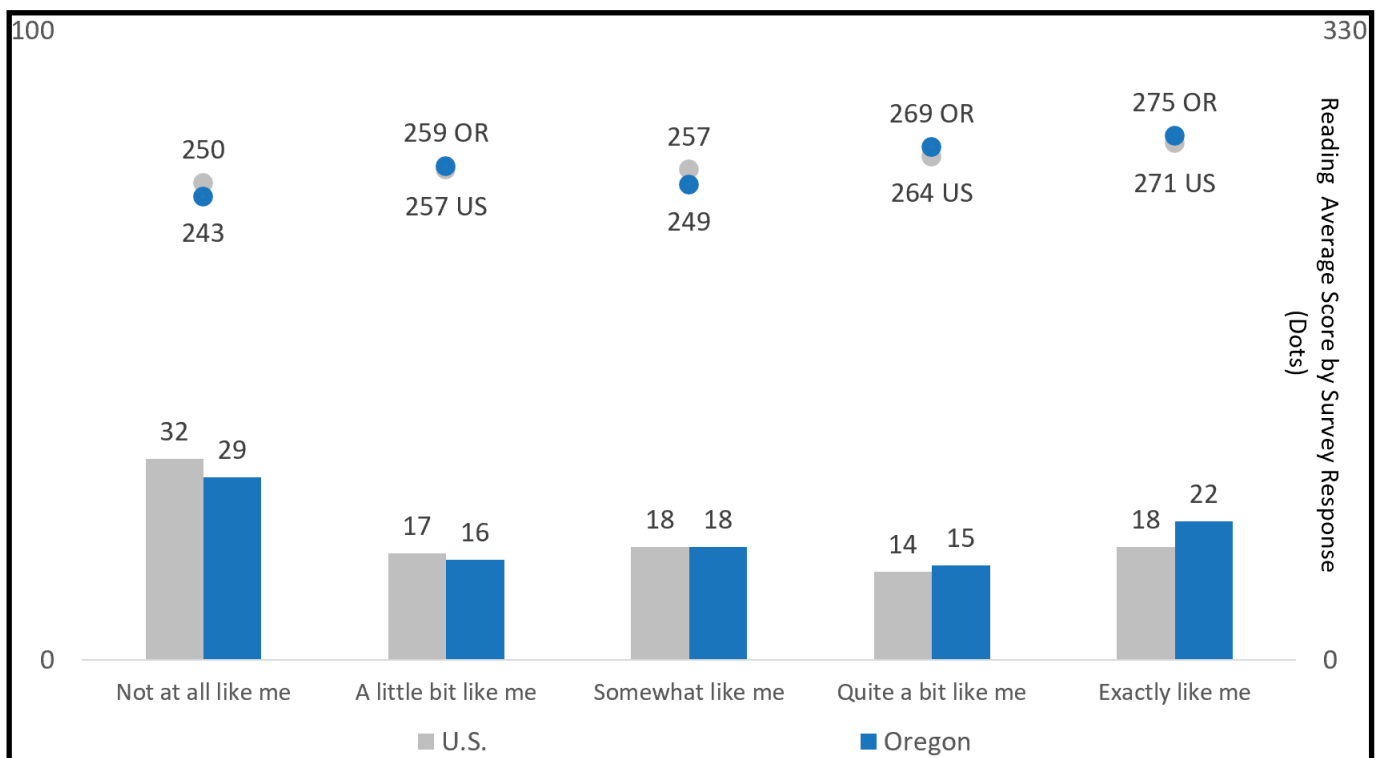


Figure 4. NAEP 2024, Grade 8 Reading Student Survey: How much does the following statement describe you? I enjoy going to a bookstore or library.





Appendix: Data Tables for Graphs and Additional Data

Table 1: NAEP Grade 4 Reading, 2024, Student Survey, Reading is a favorite activity, U.S. and Oregon

Jurisdiction	Not at all like me	A little bit like me	Somewhat like me	Quite a bit like me	Exactly like me
U.S. Percentage	15	14	20	22	29
Oregon Percentage	12	12	20	22	34
U.S. Score	202	212	216	224	223
Oregon Score	187	196	208	224	223

Table 2: NAEP Grade 4 Reading, 2024, Student Survey, Borrow books, U.S. and Oregon

Jurisdiction	Not at all like me	A little bit like me	Somewhat like me	Quite a bit like me	Exactly like me
U.S. Percentage	13	12	21	39	15
Oregon Percentage	13	12	18	42	15
U.S. Score	205	205	219	225	207
Oregon Score	192	194	213	225	201

Table 3: NAEP Grade 8 Reading, 2024, Student Survey, Reading is a favorite activity, U.S. and Oregon

Jurisdiction	Not at all like me	A little bit like me	Somewhat like me	Quite a bit like me	Exactly like me
U.S. Percentage	34	20	21	14	12
Oregon Percentage	34	19	20	14	13
U.S. Score	250	259	259	267	267
Oregon Score	246	258	256	266	277

Table 4: NAEP Grade 8 Reading, 2024, Student Survey, Enjoy going to library or bookstore, U.S. and Oregon

Jurisdiction	Not at all like me	A little bit like me	Somewhat like me	Quite a bit like me	Exactly like me
U.S. Percentage	32	17	18	14	18
Oregon Percentage	29	16	18	15	22
U.S. Score	250	257	257	264	271
Oregon Score	243	259	249	269	275

Table 5: NAEP Grade 4 Reading, 2024, Student Survey, Enjoy going to library or bookstore, U.S. and Oregon

Jurisdiction	Not at all like me	A little bit like me	Somewhat like me	Quite a bit like me	Exactly like me
U.S. Percentage	12	12	16	19	42
Oregon Percentage	12	11	16	17	45
U.S. Score	205	212	213	220	224
Oregon Score	194	200	203	221	223



Appendix: Data Tables for Graphs and Additional Data

Table 6: NAEP Grade 4 Reading, 2024, Student Survey, Like to talk about books, U.S. and Oregon

Jurisdiction	Not at all like me	A little bit like me	Somewhat like me	Quite a bit like me	Exactly like me
U.S. Percentage	20	19	21	19	21
Oregon Percentage	19	19	22	19	21
U.S. Score	213	216	219	222	216
Oregon Score	203	212	216	223	213

Table 7: NAEP Grade 4 Reading, 2024, Student Survey, Recognize facts versus opinion in text, U.S. and Oregon

Jurisdiction	I definitely can't	I probably can't	Maybe	I probably can	I definitely can
U.S. Percentage	4	6	18	23	49
Oregon Percentage	6	6	21	26	41
U.S. Score	179	189	202	216	231
Oregon Score	173	183	203	215	228

Table 8: NAEP Grade 8 Reading, 2024, Student Survey, Recognize facts versus opinion in text, U.S. and Oregon

Jurisdiction	I definitely can't	I probably can't	Maybe	I probably can	I definitely can
U.S. Percentage	2	3	16	30	49
Oregon Percentage	2	4	20	24	41
U.S. Score	204	222	232	258	271
Oregon Score	Not available	Not available	232	260	271

Table 9: NAEP Grade 4 Reading, 2024, Read outside school, U.S. and Oregon

Jurisdiction	Less than 30 minutes a day	About 30 minutes a day	About 1 hour a day	About 2 hours a day	About 3 hours a day	4 or more hours a day
U.S. %	34	36	14	6	3	6
Oregon %	34	34	15	7	3	7
U.S. Score	212	220	221	220	211	204
Oregon Score	201	216	218	218	Not available	208

Table 10: NAEP Grade 8 Reading, 2024, Student Survey, Read outside school, U.S. and Oregon

Jurisdiction	Less than 30 minutes a day	About 30 minutes a day	About 1 hour a day	About 2 hours a day	About 3 hours a day	4 or more hours a day
U.S. %	49	25	14	6	3	3
Oregon %	47	25	14	7	3	3
U.S. Score	253	262	263	262	260	251
Oregon Score	250	259	264	265	Not available	263