



Arts Access Toolkit Overview

June 2023

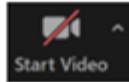

The Arts Tell Our Students' Stories



Oregon Department of Education

In the chat: Share a quick message about how arts have impacted the lives of students you know and work with, or your own life!

Logistics

Video:  

Audio:  

Chat: 

Captioning: Available

*Photo: Dr. Martin Luther King Jr. School
Museum of Contemporary Art (KSMoCA)*

Today's Goals

Participants will be able to:

- Connect with others in the arts education community
- Understand and navigate the resources available through the Arts Access Toolkit
- Make a plan for utilizing a toolkit resource to inform work for arts education



Today's Program

- Give and Take Activity
- Toolkit Overview
 - Programmatic Resources
 - Classroom Resources
 - Communication Resources
- Exploration Groups
- Reflection and Action Steps
- Feedback Survey



Introductions and Give/Take Activity



Before Breakouts (1 min):
Take one silent minute to write, reflect
or draw about:

- **a gift you bring** to the arts community
- **what you hope to take away** from this resource share!

In Breakouts (8 min):
Introduce yourself to your group. Take
turns sharing your position, identity
markers of your preference, and
reflections.

Arts Access Toolkit Purpose

To raise awareness about the benefits of arts learning opportunities for students, promote community connections through the arts, and **increase access for students to arts learning opportunities**

To **support new and emerging arts programs with resources** to develop standards-aligned arts programs

To **support existing arts programs with resources to refine and further develop their arts offerings** to provide accessible and high quality arts learning experiences for their students

What is WRAP?



- Funded by a 5-year, \$9.8 million Federal grant to increase access to STEAM and the Arts
- Increase courses and course access
- Content is openly licensed
- Other arts related projects:
 - Native Arts Program - Tribal Specific Native Arts lessons, inter-Tribal artist lessons, and PD
 - Arts, Care & Connection Program - K-5 Integrated SEL and Arts Lessons and PD



Toolkit Overview: Resource Organization



Programmatic Resources: Highlights



Communications Resources: Highlights



Classroom Resources: Highlights

Exploration Menu (15 min)



Spaces

Room 1 - Silent exploration space

Room 2 - Resource share and discussion space

Main Room - Ask questions with the ODE team

Options

1. **Skim** - Find a picture or story of arts learning that represents why you do this work.
2. **Deep dive** - Choose one resource that interests you, and take some time to read and process it.
3. **Discuss** - Share and discuss resources with others in breakout room 2.
4. **Think Big Picture** - What resources are you most likely to use in your future work? Bookmark and organize for later use.
5. **Inquire** - Ask some questions of the ODE team in the main room.

Reflection and Action Steps

Take one minute:

Look back at the tools/resources you noted that you would like to see at the beginning of this session. What do you notice?

What is one action step you can take to utilize a resource or tool that you connected to today?

Share your action step in the chat.



Feedback



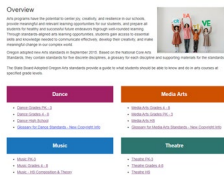
The Arts Access Toolkit is an evolving resource. If you have feedback or suggestions for the toolkit, please provide feedback on this survey, or contact the Well-Rounded Access Program at

ODE.WRCoursesGrant@ode.state.or.us

Stay Connected!



[Arts Access Toolkit Website](#)



[Oregon Arts Standards Website](#)

[Arts Education Resources Website](#)

[Well-Rounded Access Program Website](#)



[Arts Newsletter](#)



[WRAP Newsletter](#)



Email us at
ODE.WRCoursesGrant@ode.state.or.us

Thank You!

