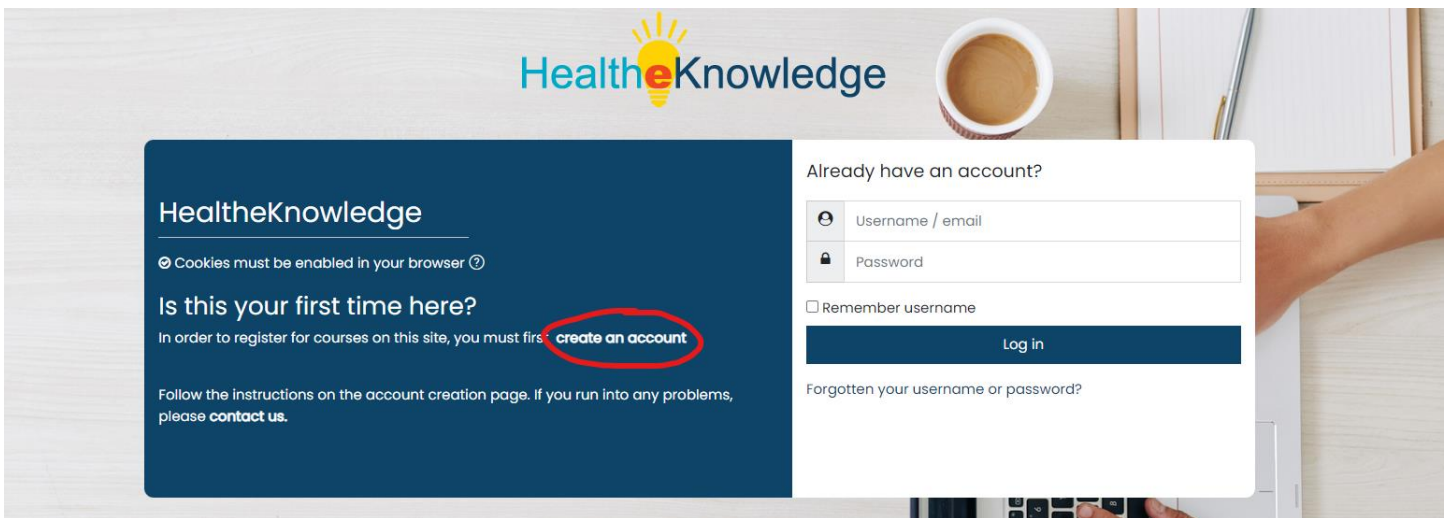


Oregon Classroom WISE Sign-Up Instructions

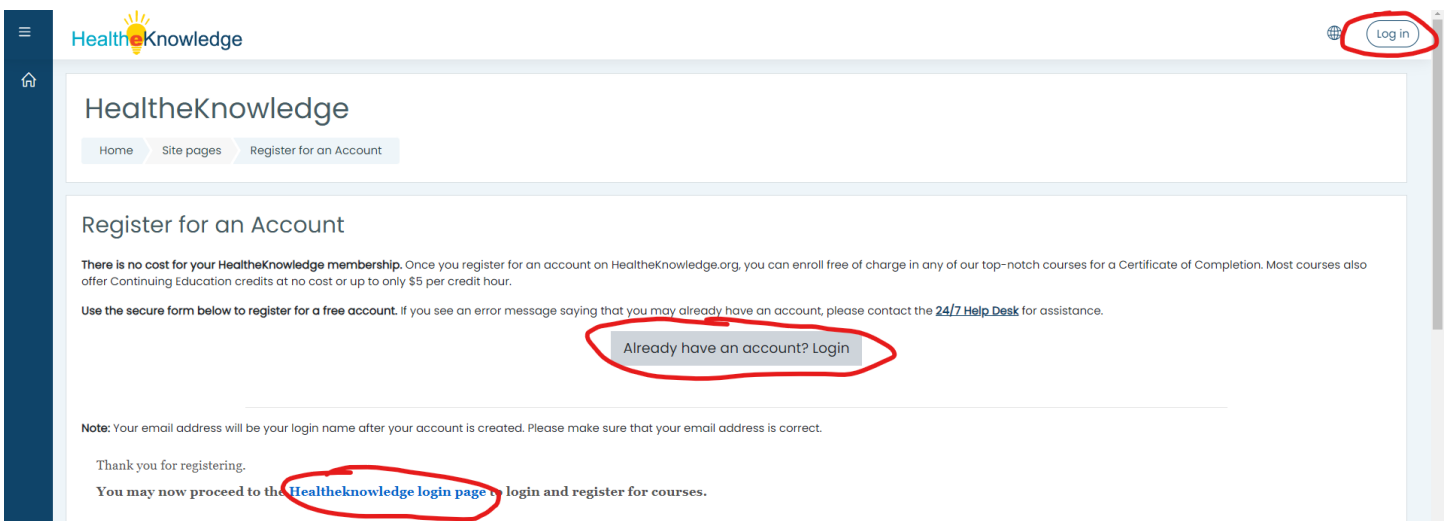
Oregon Classroom WISE is a suite of resources including free, online, self-guided modules for anyone interested in strengthening mental health and well-being. It includes a host of print and video resources, guided tutorials and role plays, and interviews with youth and school personnel. The content covers many important topics such as how to build safe, healthy relationships, best practices for supporting children and adolescents experiencing life challenges and distress, and skills for handling challenging behaviors.

To sign up for Oregon Classroom WISE, please follow these steps:

1. Go to <https://healthknowledge.org/course/view.php?id=743>
2. Click "Create an account."



3. Fill in the required information, including name, organization, address, email address, and password. Click Submit.
4. When you complete registration, you should see a screen that looks like this. Click one of the login options (circled in red).



5. Enter your login information.
6. In order to register for Oregon Classroom WISE, navigate to this page:
<https://healthknowledge.org/enrol/index.php?id=743>
7. Click View Description and Enroll.

The screenshot shows the Health Knowledge website interface. On the left is a dark blue sidebar with navigation links: Dashboard, Site home, and Calendar. The main content area has a breadcrumb trail: Dashboard > Courses > Private Courses > MHTTC Network Private Courses > Classroom WISE: Well-Being Information and Strategies for Oregon > Enrollment options. The page title is "Classroom WISE: Well-Being Information and Strategies for Oregon". Below the title is a section titled "Enrollment options" with a "Continue" button. A card displays an image of a laptop and books, with the text "Select 'View Description and Enroll' under course title to view description and register for this course". The course title "Classroom WISE: Well-Being Information and Strategies for Oregon" is shown, and the "View Description and Enroll" button is circled in red.

8. Click Register Now and Begin Course.

The screenshot shows a modal window titled "Classroom WISE: Well-Being Information and Strategies for Oregon" overlaid on the previous page. The modal contains the following text:
Classroom WISE: Well-Being Information and Strategies for Oregon is a minimum 1-hour, maximum 6-hour, self-paced, Oregon State mental health literacy course, developed by the MHTTC Network, in partnership with the National Center for School Mental Health, the Northwest MHTTC, and the Oregon Department of Education (ODE). It introduces ODE's approach to mental health and the model, Integrated Model of Mental Health.
The modules present concrete, universal approaches to promoting student mental health and creating safe and supportive classroom environments, describes student behaviors that may indicate a mental health concern, and provides specific skills and strategies to engage and support students with mental health concerns. Modules average about 50 minutes each. This course includes a high-impact video series and resource collection also available on our website, www.classroomwise.org.
If you are NOT from the state of Oregon, access the regular Classroom WISE online course [here](#).
The module Mental Health Literacy for Oregon is the only required module. However, we encourage you to complete the Classroom WISE modules if they are relevant to your role. You will also find ODE's recommended learning pathways based on roles within the course.
You are eligible for a **Certificate of Completion** of 1 contact-hour **per module** that you complete if you pass the module quiz with a score of 80% or above.
This course was made possible with support from the Substance Abuse and Mental Health Services Administration (SAMHSA).
At the bottom of the modal, the "REGISTER NOW AND BEGIN COURSE" button is circled in red. A "Close" button is visible in the bottom right corner of the modal.

9. Click Confirm.

The screenshot shows the HealthKnowledge interface for the course 'Classroom WISE: Well-Being Information and Strategies for Oregon'. The breadcrumb trail is: Dashboard > Courses > Private Courses > MHTTC Network Private Courses > Classroom WISE: Well-Being Information and Strategies for Oregon > Enrollment options. The 'Enrollment options' section features a course card with a laptop and books image, a 'View Description and Enroll' button, and a 'Continue' button. A 'Confirm Registration' dialog box is overlaid, containing the text 'Confirm registration and continue to course?' and two buttons: 'Confirm' (circled in red) and 'Cancel'.

10. You are now registered for Oregon Classroom WISE and can begin the course! HealthKnowledge will offer you a navigation tour. You can either click “Next” to go through the tour, or click “End tour” to go to the course.

The screenshot shows the HealthKnowledge interface for the course 'Classroom WISE: Well-Being Information and Strategies for Oregon'. The breadcrumb trail is: Dashboard > Courses > Private Courses > MHTTC Network Private Courses > Classroom WISE: Well-Being Information and Strategies for Oregon > Enrollment options. A 'Welcome!' dialog box is overlaid, containing the text 'Welcome to your course! You can use the Course Sections dropdown on the left navigation to access your topics or from the course homepage.' and two buttons: 'Next' (circled in red) and 'End tour'. The page also displays the Oregon Department of Education logo and a banner for 'MENTAL HEALTH LITERACY FOR OREGON'. A 'Technical Support' sidebar is visible on the right.

11. To begin Oregon Classroom WISE, scroll down and click the link for the Pre-Course Survey.

The screenshot shows the Health Knowledge website interface. On the left is a dark blue sidebar with navigation options: Badges, Grades, Dashboard, Site home, Calendar, Course sections, and My courses. The main content area is white and contains the following text:

Welcome to the State of Oregon version of Classroom WISE (Well-Being Information and Strategies for Educators) self-paced online training, developed by the Mental Health Technology Transfer Center (MHTTC) Network in partnership with the National Center for School Mental Health.

If you are **NOT** from the state of Oregon, access the regular Classroom WISE online course here.

Classroom WISE presents concrete, universal approaches to promoting student mental health and creating safe and supportive classroom environments, describes student behaviors that may indicate a mental health concern, and provides specific skills and strategies to engage and support students with mental health concerns. This course includes a high-impact video series and resource collection also available on our website, www.classroomwise.org

1. This course is best viewed in the latest version of **Firefox** or **Chrome**.
2. Please view the **required** Introduction below for instructions and information about this course. It will open in a new window or tab. When completed, close the window or tab and Exit the activity to return to the home page.
3. An accessible PDF transcript is also available.

Need Help?

At the bottom of your screen is always a link to the Online Support Center.

Your school/district network settings may prevent certain videos, such as those about substance use, trauma, distress, and similar topics, from being displayed. To view these videos, please try utilizing different internet browsers or networks, watching them on your phone or different device directly from our website (www.classroomwise.org), or watching them at home or offsite. If this problem persists, please contact your school's IT staff for more information.

Pre-Course Survey

Before you begin the course, please complete the pre-survey below. This will take approximately 10 minutes to complete. Please complete the survey in one sitting. You are not able to save your responses and return to complete the survey at a later time.

You will need to complete the pre-course survey in order to move forward in the course.

Once you are done with the survey, close the survey web page and return to the course home page to proceed.

Pre-Course Survey (This link is circled in red in the image)

This course was developed with federal funding, and as such we are evaluating the effect of this course on educator and school personnel knowledge, attitudes, and practices. Please assist us in our evaluation by completing this brief survey. Your responses are anonymous.

On the right side, there is a 'Technical Support' sidebar with the heading 'Having trouble? Questions?' and a graphic of question marks. Below the graphic, it says: 'Visit our 24/7 Online Course Support Center for help with technical problems, answers to common questions, and more. Live help is available by chat or phone from 9AM to 9PM Central Time, Monday-Friday, or you can send an email for quick help at any time.'

12. Complete the Pre-Course Survey. This is required in order to progress in the course. When you have completed it, a checkmark will appear in the box to the right of the Pre-Course Survey link.

The screenshot shows the Health Knowledge website interface after the Pre-Course Survey has been completed. The sidebar and main content area are the same as in the previous screenshot. The 'Pre-Course Survey' link now has a checkmark icon in a red box to its right. Below the link, there is a tip:

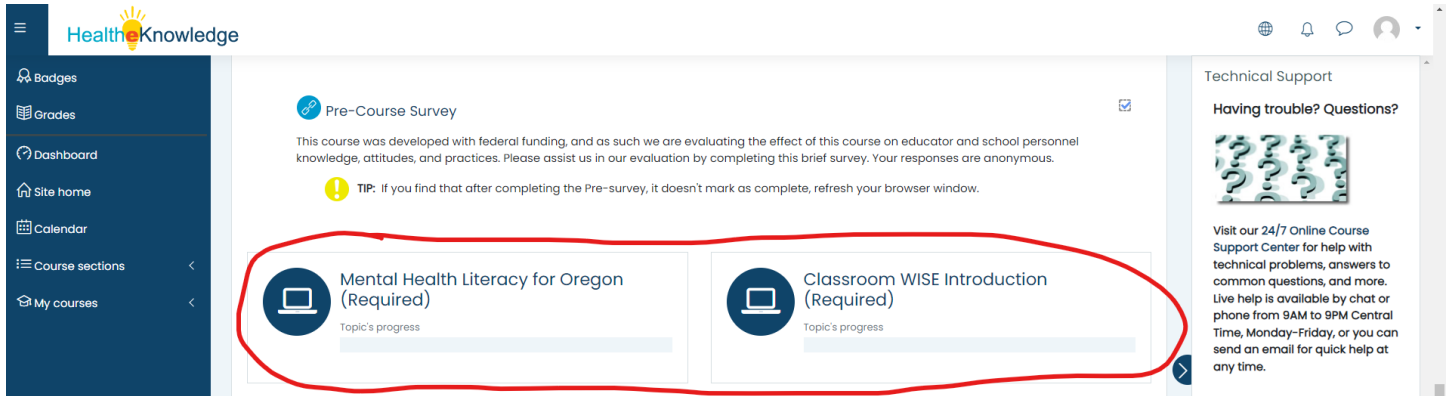
TIP: If you find that after completing the Pre-survey, it doesn't mark as complete, refresh your browser window.

Below the tip, there are two topic cards:

- Mental Health Literacy for Oregon (Required)** (Topic's progress bar is empty)
- Classroom WISE Introduction (Required)** (Topic's progress bar is empty)

The 'Technical Support' sidebar on the right is also visible, with the same text as in the previous screenshot.

13. Complete the Mental Health Literacy for Oregon and Classroom WISE Introduction modules. After completing these two short introductory modules, you can access the rest of the Oregon Classroom WISE course modules in any order.



14. At any point, you may access Accessible Module Transcripts, which contain transcriptions of all content in each module. To download the Accessible Transcripts, click a module, then click "Accessible Module [number] Transcript."