



# Oregon Department of Forestry 2025 Fire Season Update

Oregon Interim State Forester  
Kate Skinner

Deputy Director of Fire Operations  
Kyle Williams

Chief of Fire Protection  
Michael Curran

Deputy Chief of Fire,  
Operations - Ron Graham

Upper Applegate Fire, SWO District, 2025

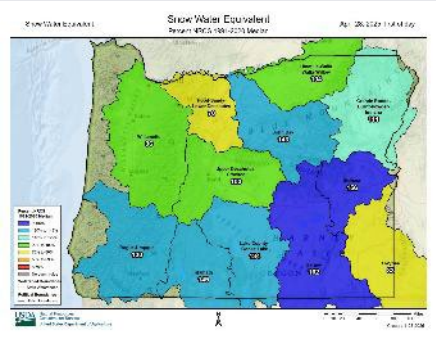


# Fire Season Conditions

week of August 25

high to extreme potential for large fires

Good snowpack  
but melted quickly





# Statewide Fire Map



# Compact and State-to-State Agreements

## Summary

		Total/Eq/Pers
Total Resources Imported:	76	State to State
Equipment Imported:	13	63 / 6 / 73
Personnel Imported:	135	Compact
States Assisting:	15	6 / 0 / 6
Territories Assisting:	1	Other
		7 / 0 / 56





# Severity Aircraft Statistics

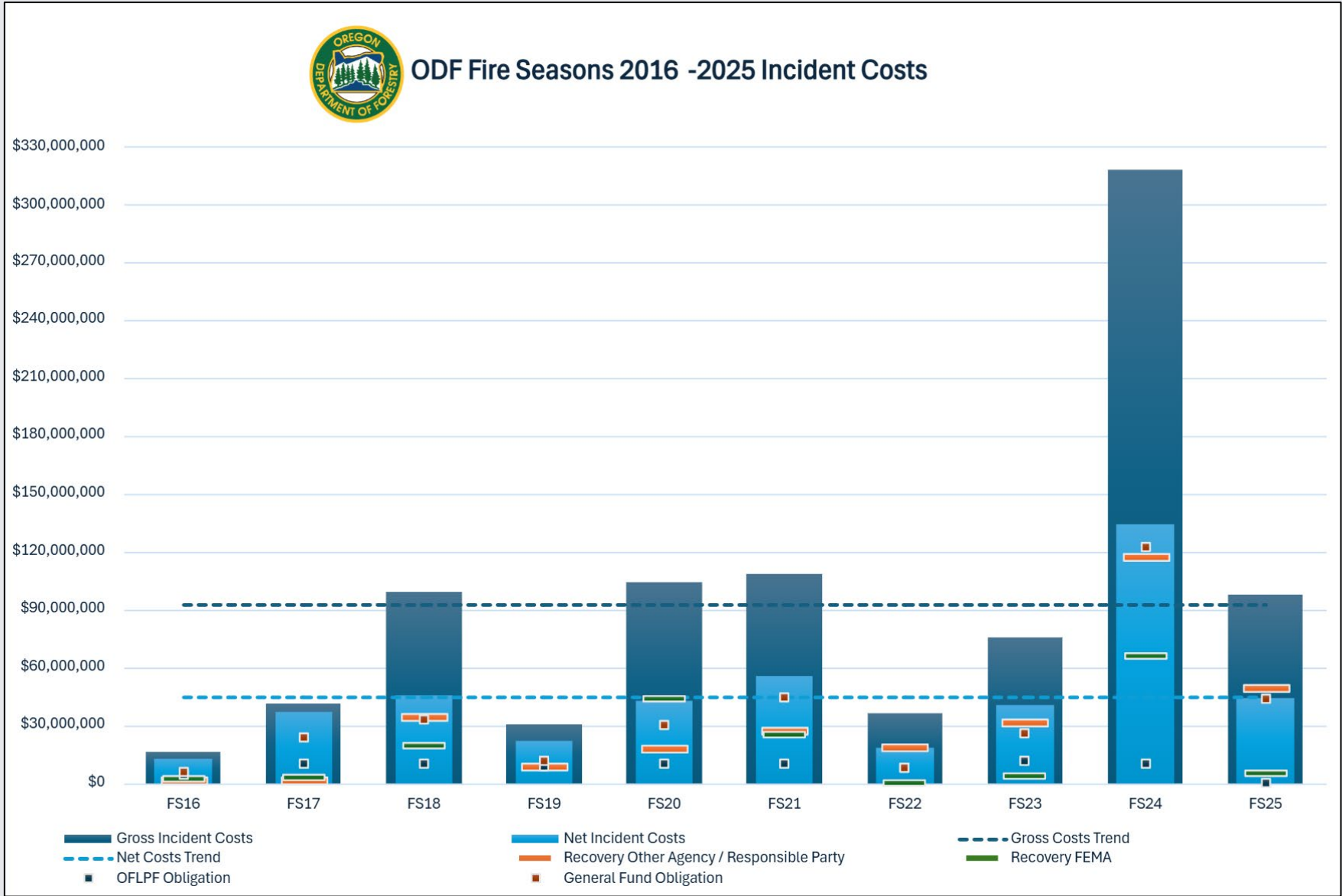


- Total Severity Program Aircraft Flight Hours: 1,322
- 9-yr Average: 1,180
- Water Bucket Drops: 3,553
- Water Delivered (gal): 980,000
- Retardant Delivered (gal): 257,000
- Water Enhancing Gel (gal): 328,000
- 95 firefighters delivered
- 1,323 lbs. of equipment



# ODF Large Fire Costs

by fire season



# ODF Fire Statistics

Sept 1, 2025

2025 Year To Date		
	Fires	Acres
Lightning	234	2,803
Human (and UI)	641	19,209
Total	875	22,012
10-Year Average (2015-2024 Year To Date)		
Lightning	186	55,623
Human	599	35,286
Total	785	90,909

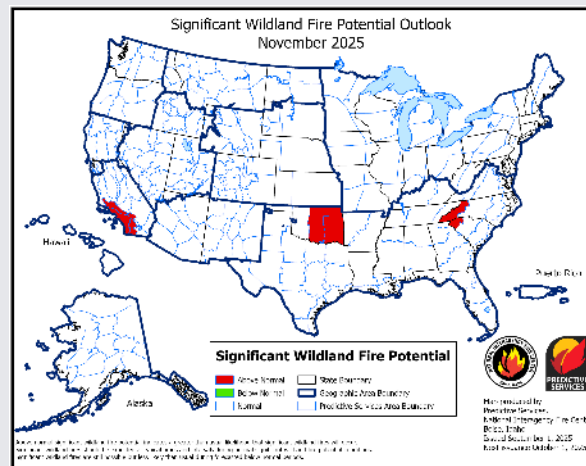
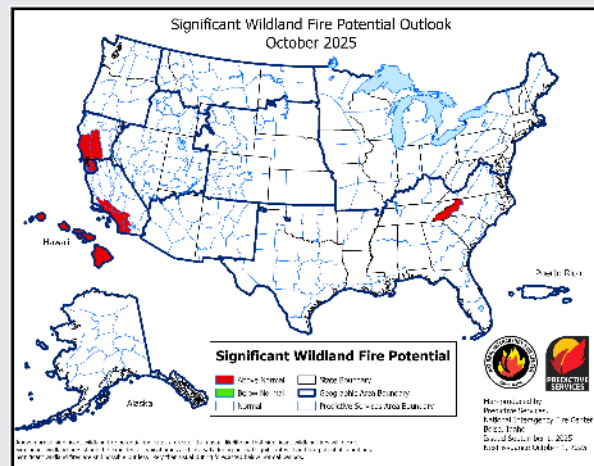
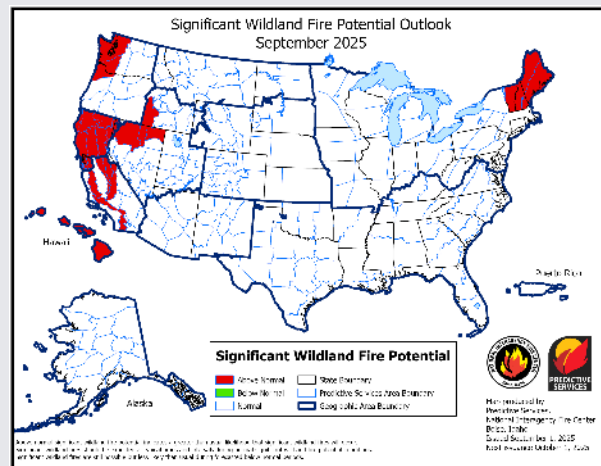
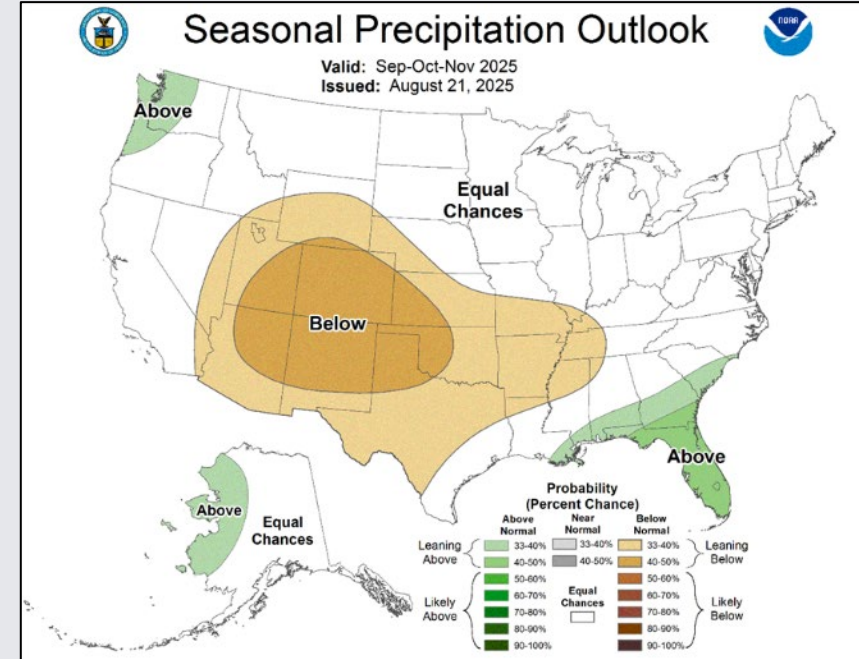
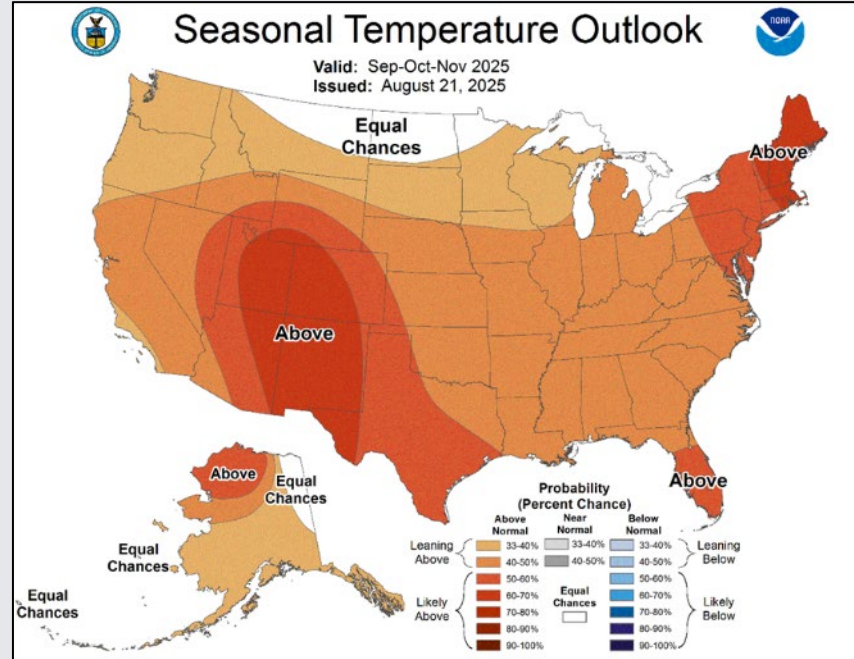
95%

fires kept at 10 acres  
or less in 2025





# Seasonal Forecast





# Oregon's Complete and Coordinated Fire Protection System

