



**UDRI** UNIVERSITY  
of DAYTON  
RESEARCH  
INSTITUTE

# Emissions from Prescribed Burning of Timber Slash Piles in Oregon

**Nick Yonker**

Oregon Department of Forestry Fire Protection

**Johanna Aurell**

University of Dayton Research Institute

**Brian Gullett**

U.S. EPA Office of Research and Development, National Risk Management  
Research Laboratory



# History of Pile Burning

- Polyethylene (PE, black plastic) used to keep piles dry for burning in rain or snow.
- PE was to be removed prior to burning.
- PE inconvenient to remove so left on piles and burned – illegally.
- Smoke Management Review Committee commissions study (2003) to evaluate available literature to determine emission hazards from burning PE.
- Smoke Management rule change allowed maximum 100 sq ft, 4 mil size PE covering. Waiver for using multiple sheets allowed. 2008.





## Previous Studies – PE Covered Piles

1. Lab study burning low-density PE (LDPE) of various mass ratios (0, 0.25%, 2.5%) with manzanita wood in a 2-kg mixture. Significant findings:
    - “LDPE does not add additional toxic compounds to burning wood.”
    - “Inclusion of small proportions of low-density polyethylene in piled silvicultural debris does not appear to significantly change the emissions produced when low-moisture-content wood is burned.”
  2. Literature Review report. Significant findings:
    - “No studies have assessed emissions from silvicultural piles with and without a PE covering.”
    - “No evidence that unique classes of chemicals are, or should be found in emissions from burning PE, in comparison to burning wood debris.”
- 
1. Hosseini et al. 2014. Effect of Low-density Polyethylene on Smoke Emissions from Burning of Simulated Debris Piles. Journal of the Air & Waste Management Association.
  2. Wrobel and Reinhardt. 2003. Review of Potential Air Emissions from Burning Polyethylene Plastic Sheeting with Pile Forest Debris. URS Corporation, Seattle, WA.



## Field Study Need

- Smoke Management Review Committee (2012-13) considers allowing using greater thickness and larger size of PE on piles.
- Building large piles and burning in strong winds necessitate allowing a larger size and greater thickness of PE than the current rule allows.
- Review Committee subcommittee determines based on landowner and land manager input that up to 60 percent of the pile needs covering for sufficient combustion to completely burn. Up to 400 sq ft, 6 mil PE size/thickness recommended.
- Department of Environmental Quality did not favor greater thickness or greater size committee recommendation of PE unless a field study demonstrated additional PE did not contribute significant additional emissions, and showed an emission benefit over burning wet, uncovered piles.



## Field Study Goal

Characterize and compare emissions from burning large woody biomass piles, including:

- dry polyethylene (PE) covered piles
- dry uncovered piles
- wet piles




## Test Matrix

Test Day	Test Order, Type, PE Size
<b>Day 1</b>	Burn 1: WET 01
	Burn 2: DRY, PE 6.1 × 6.1 m, 0.15 mm (20 × 20 feet, 6 mil)
<b>Day 2</b>	Burn 3: WET 02
	Burn 4: DRY, uncovered
	Burn 5: DRY, PE 3 × 3 m, 0.15 mm (10 × 10 feet, 6 mil)
<b>Day 3</b>	Burn 6: WET 03
	Burn 7: DRY, uncovered
	Burn 8: DRY, PE 3 × 3 m, 0.10 mm (10 × 10 feet, 4 mil)
	Burn 9: DRY, uncovered
<b>Day 4</b>	Burn 10: DRY, PE 6.1 × 6.1 m, 0.15 mm (20 × 20 feet, 6 mil)
	Burn 11: DRY, PE 3 × 3 m, 0.15 mm (10 × 10 feet, 6 mil)

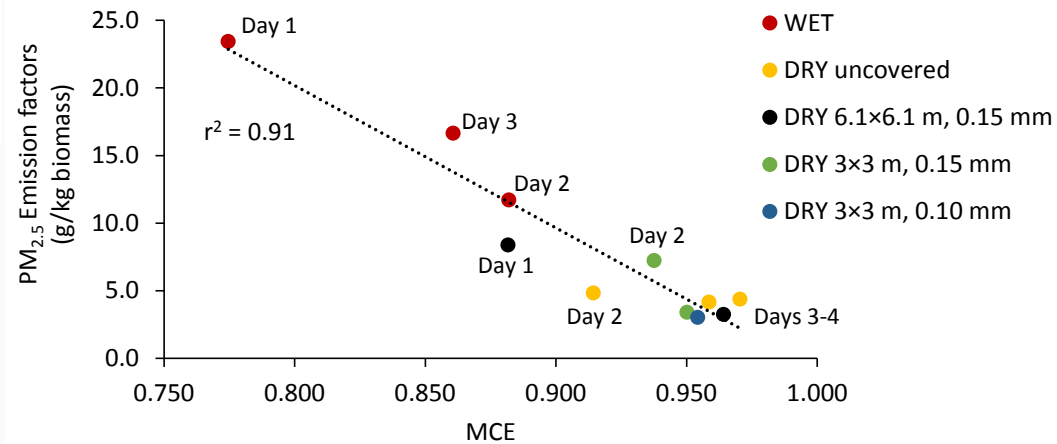
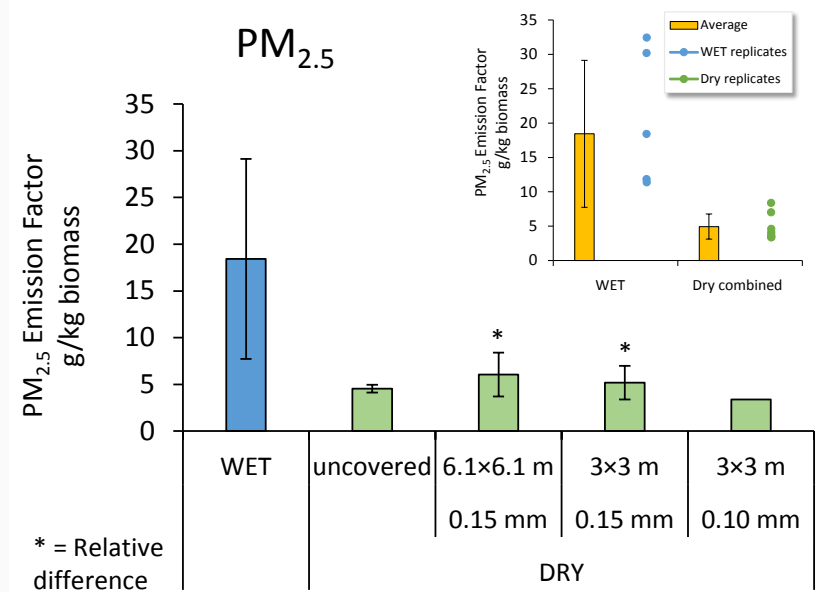


## The “Flyer”

- CO<sub>2</sub> and CO continuously
- PM by filter PM<sub>2.5</sub>
- Continuous PM<sub>2.5</sub>
- Semi-Volatile Organic Compounds (SVOCs)
  - PCDD/PCDF/PAH
- Volatile Organic Compounds (VOCs)
  - SUMMA Canister
- Black carbon (BC) and UVPM
  - MicroAethalometer
- Elemental Carbon (EC), Organic Carbon (OC)
- Total weight ~ 21 kg (46 lb)
- Onboard computer with data transmission
- GPS



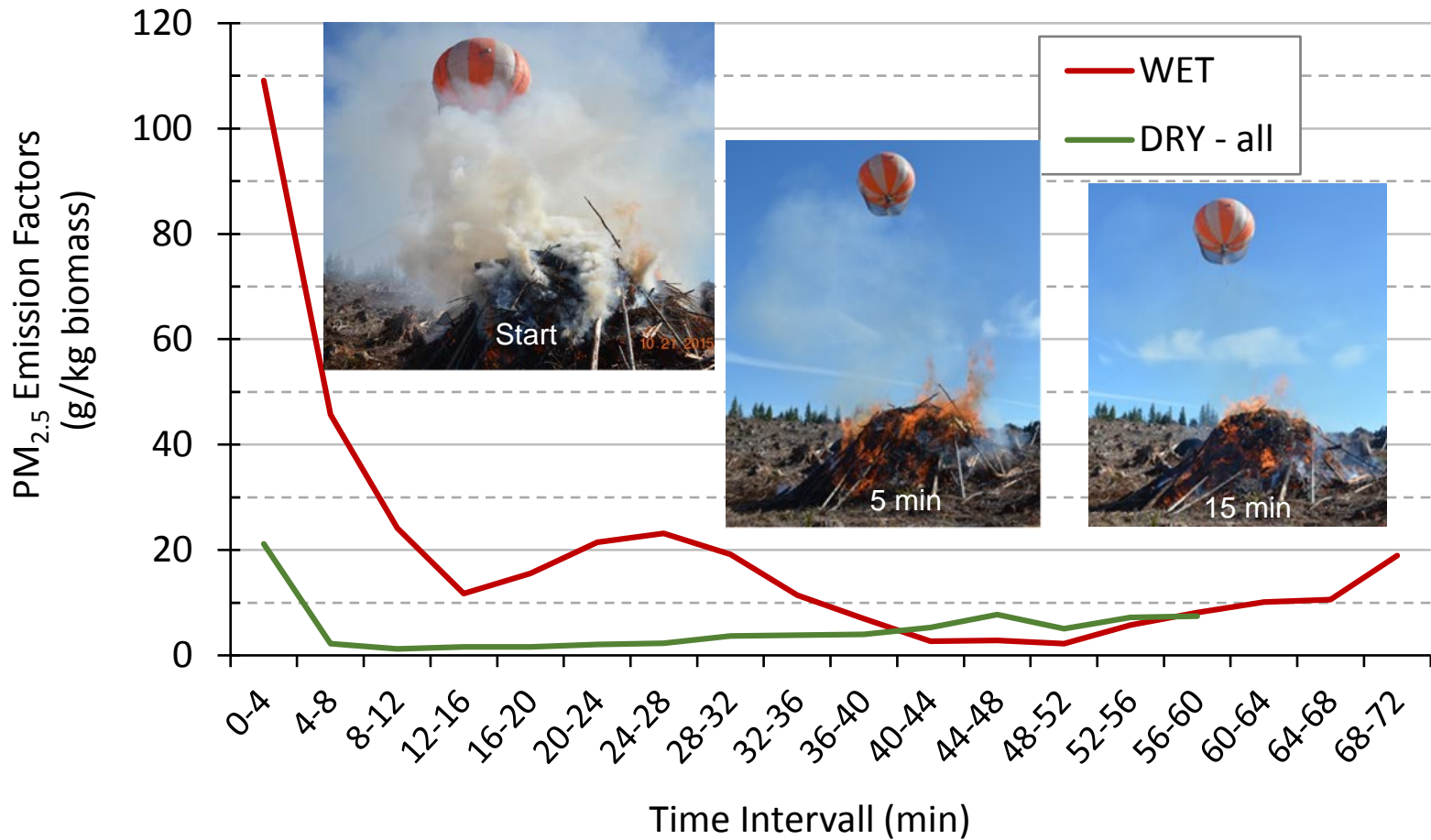
# PM<sub>2.5</sub>



- No difference between PE size or thickness covered piles
- No difference between PE covered or uncovered dry piles
- Difference between wet and dry piles
- Increased EF with decreased MCE

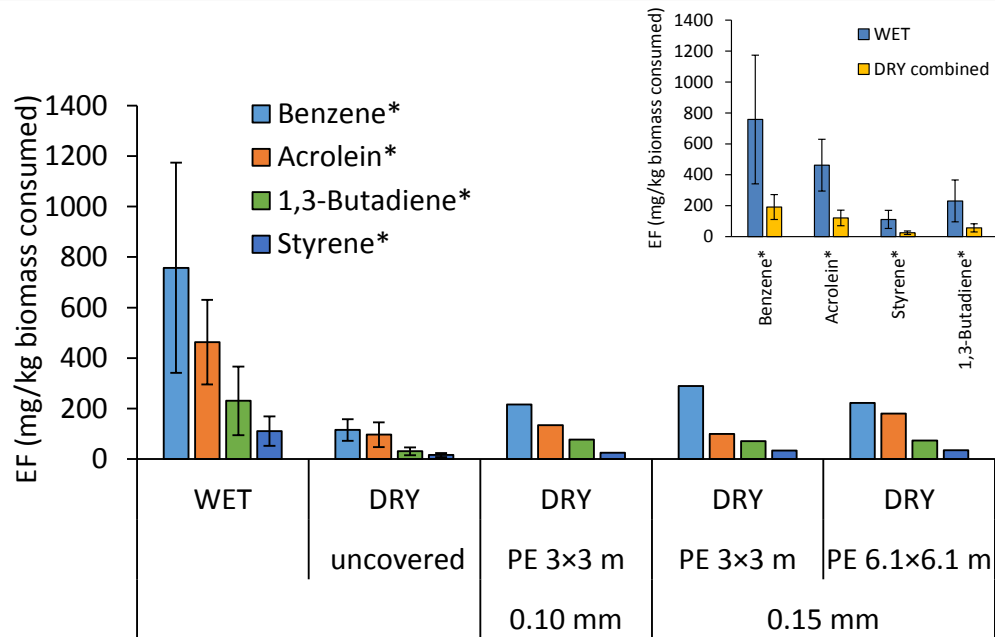


# PM<sub>2.5</sub>



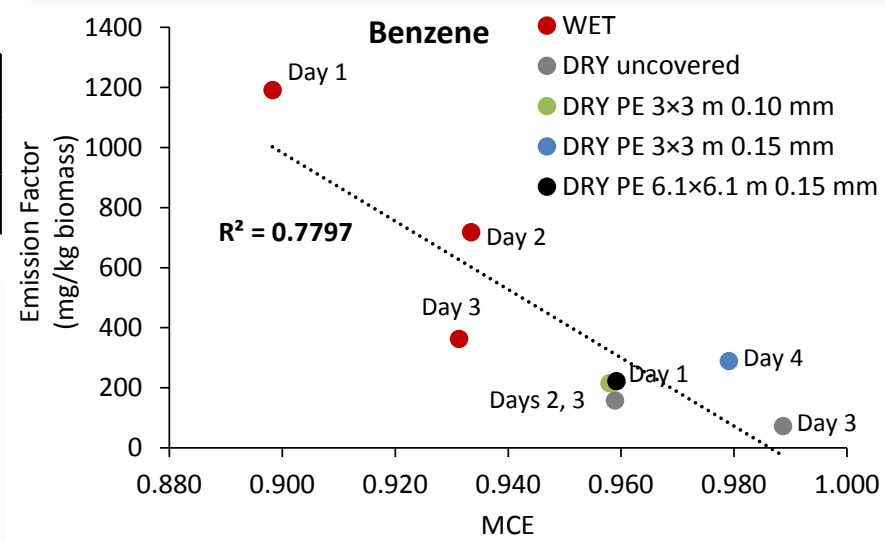


# VOCs



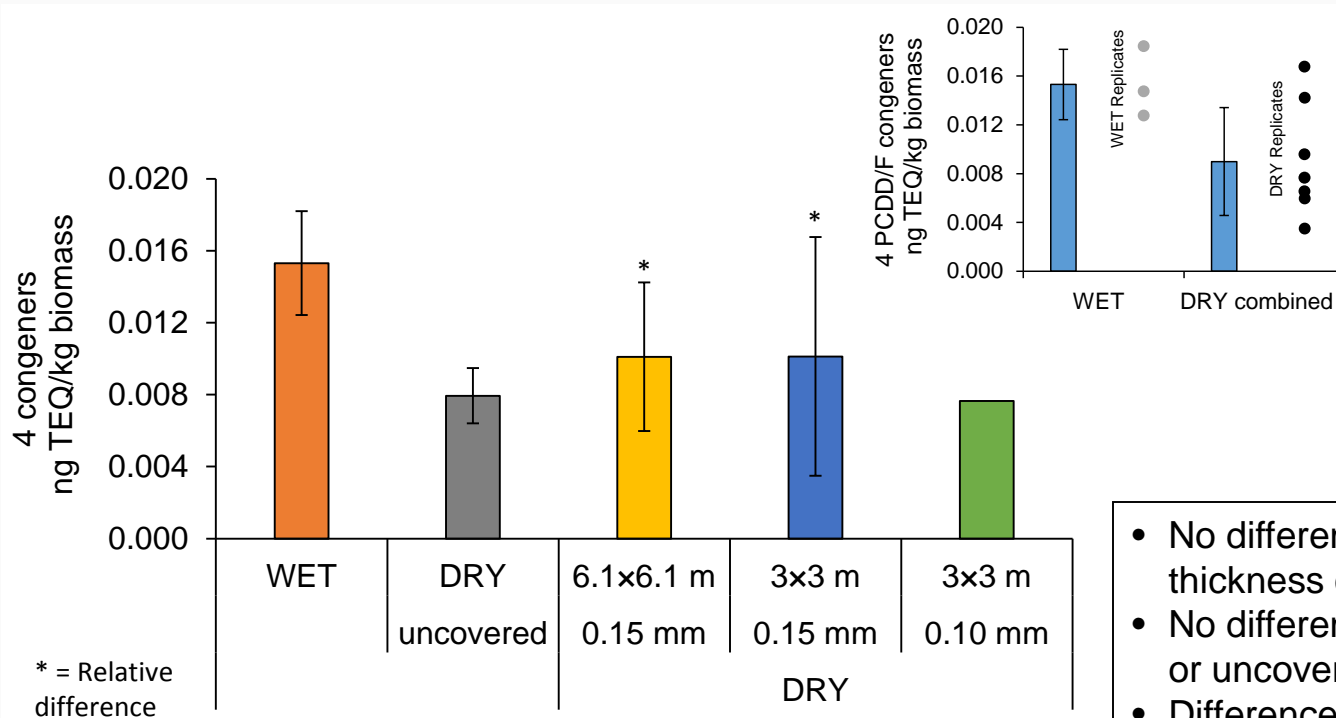
\* = On EPA's list of hazardous air pollutants

- Difference between wet and dry piles
- Increased EF with decreased MCE



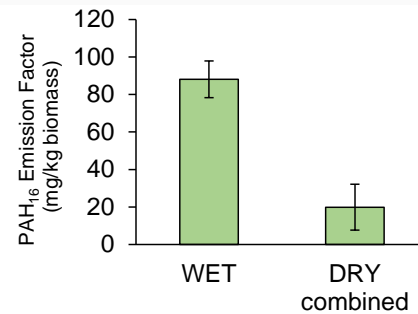
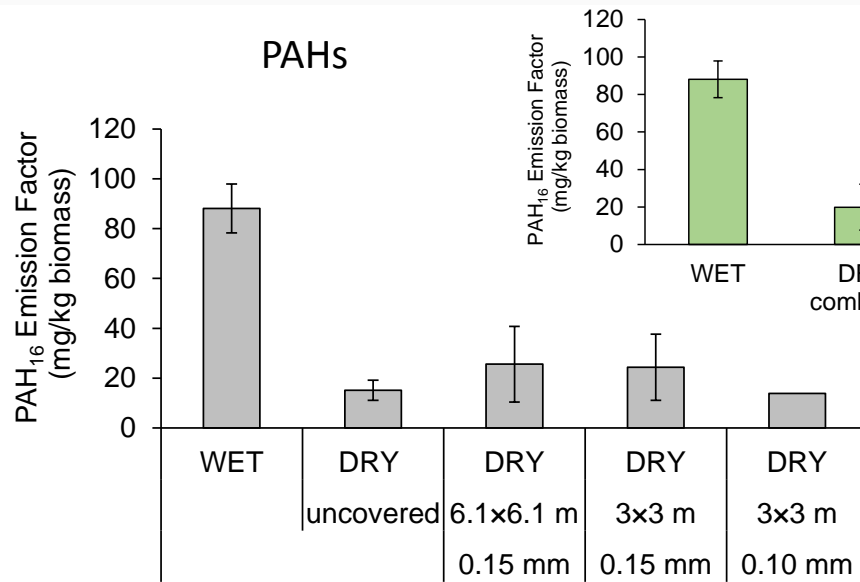


# PCDD/PCDF

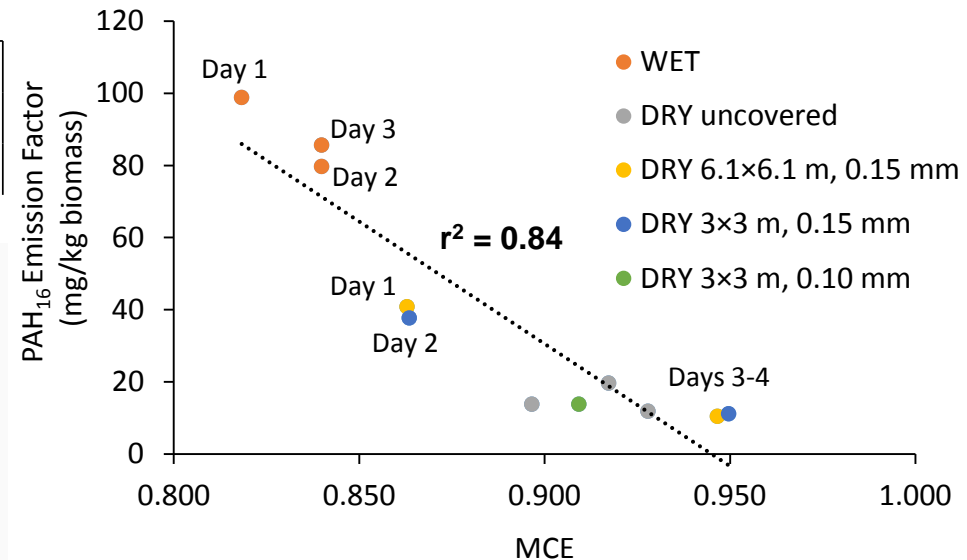


- No difference between PE size or thickness covered piles
- No difference between PE covered or uncovered dry piles
- Difference between wet and dry uncovered piles

# PAHs



- No difference between PE size or thickness covered piles
- No difference between PE covered or uncovered dry piles
- Difference between wet and dry piles
- Increased EF with decreased MCE





## Summary

- Variation of PE cover size and thickness showed no statistically significant difference in emission factor for any of the pollutants
- Wet piles showed higher emission factors for PM<sub>2.5</sub>, PAHs, VOCs, and PCDDs/PCDFs
- Emission levels negatively correlated with combustion quality
- Results suggest that use of PE as a biomass pile cover results in lower emission factors than those from piles exposed to moisture, reducing pollutant levels during pile burns



## Publication

Johanna Aurell, Brian K. Gullett, Dennis Tabor, Nick Yonker.  
**Emissions from prescribed burning of timber slash piles in Oregon.** *Atmospheric Environment*



## Acknowledgments

- Funded by Oregon Department of Forestry and U.S. EPA Office of Research and Development .
- **Jerry Anderson (Hancock Timber Resources)**
- Jeff Classen and Gail Culbertson (the Dallas Unit of Western Oregon ODF District)
- **Bill Mitchell, Dale Greenwell, Dennis Tabor (U.S EPA)**
- Sean Riordan and Paul Davies (ATA Aerospace)
- **Tracy Gerber, US Air Force Research Laboratory (Kirtland AFB)**
- Sue MacMillan, Brian Finneran, and Anthony Barnack (Oregon Department of Environmental Quality)
- **Thank you for Listening!**