

Presentation to the 2025 Joint Ways and
Means Subcommittee on Human Services

K Plan and Home and Community Based Services

Dana Hittle, Office of Developmental Disabilities Services, Interim
Director

April 1, 2025

AGENDA

- I. **Value of home and community based services (HCBS)**
- II. History of waivers and K Plan
- III. Authorities and services
- IV. Enrollment growth and authorizations
- V. ARPA
- VI. Closing remarks

**Office of Developmental
Disabilities Services**



What is your idea of a good life?



What do you need to make
your good life a reality?

Roadblocks to your good life

What if you were not allowed to make choices about your life?



Empowering all to pursue their good life



All individuals, regardless of ability, deserve to live healthy, safe lives that are free from abuse and allow them to achieve their highest potential.

Person-centered practices empower individuals to:

- Make their own choices
- Choose the lives they want
- Choose their communities

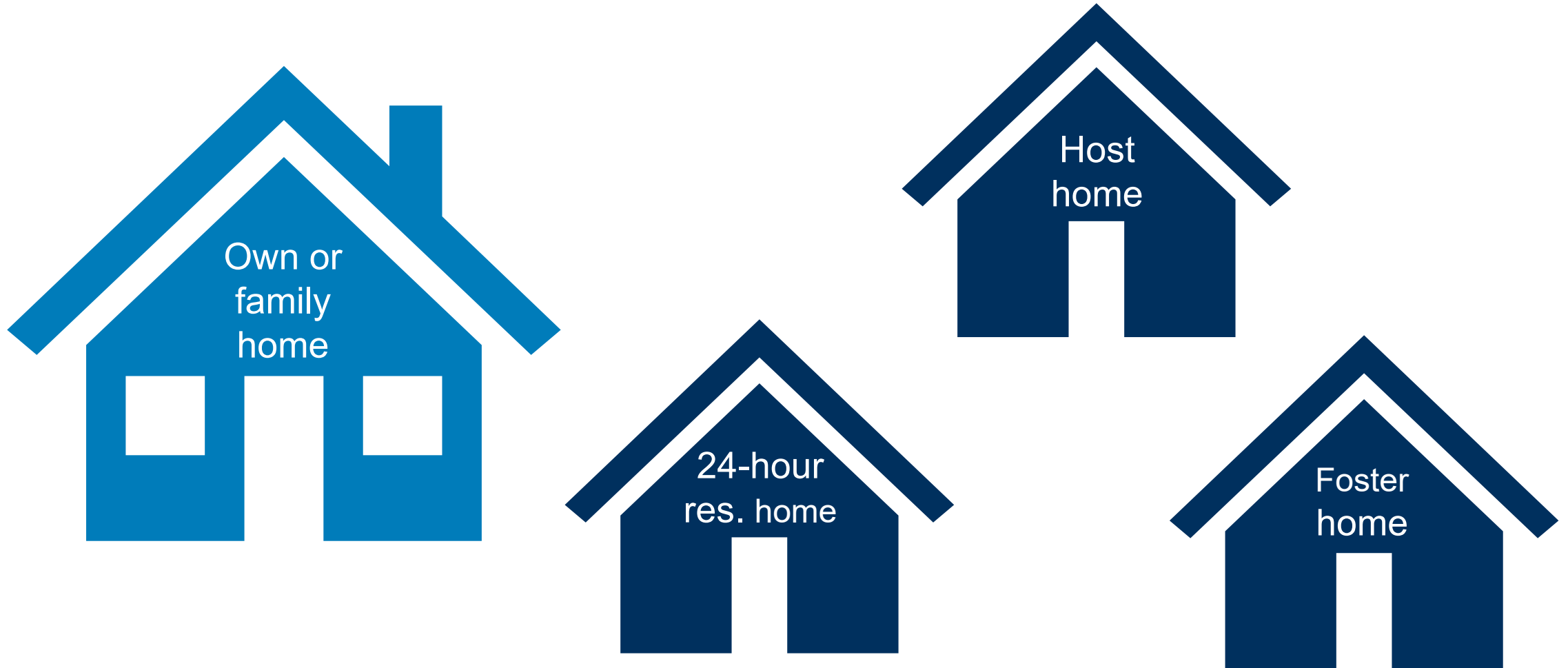
Home and community-based services (HCBS)

Individuals choose services that they receive
**in their own homes or
communities**
rather than institutions or other isolated
settings.

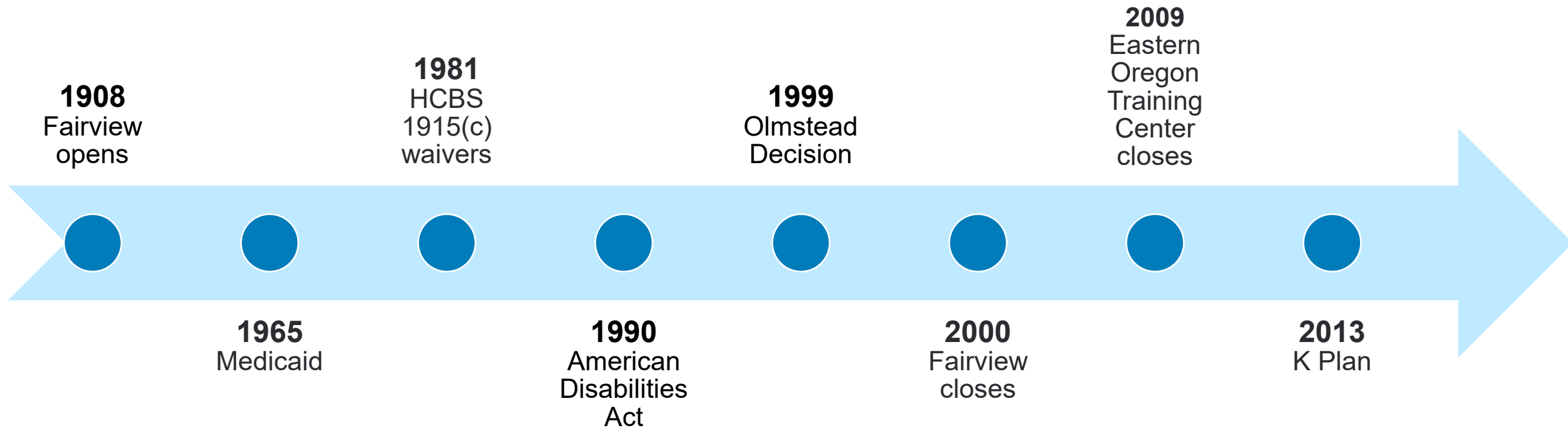


- Community integration
- Choice of community
- Choice of services
- Choice of provider
- Privacy
- Dignity and respect
- Freedom from coercion
- Freedom from restraint
- Independence in making choices

Home and Community-based Services Settings



Historical development: Deinstitutionalization

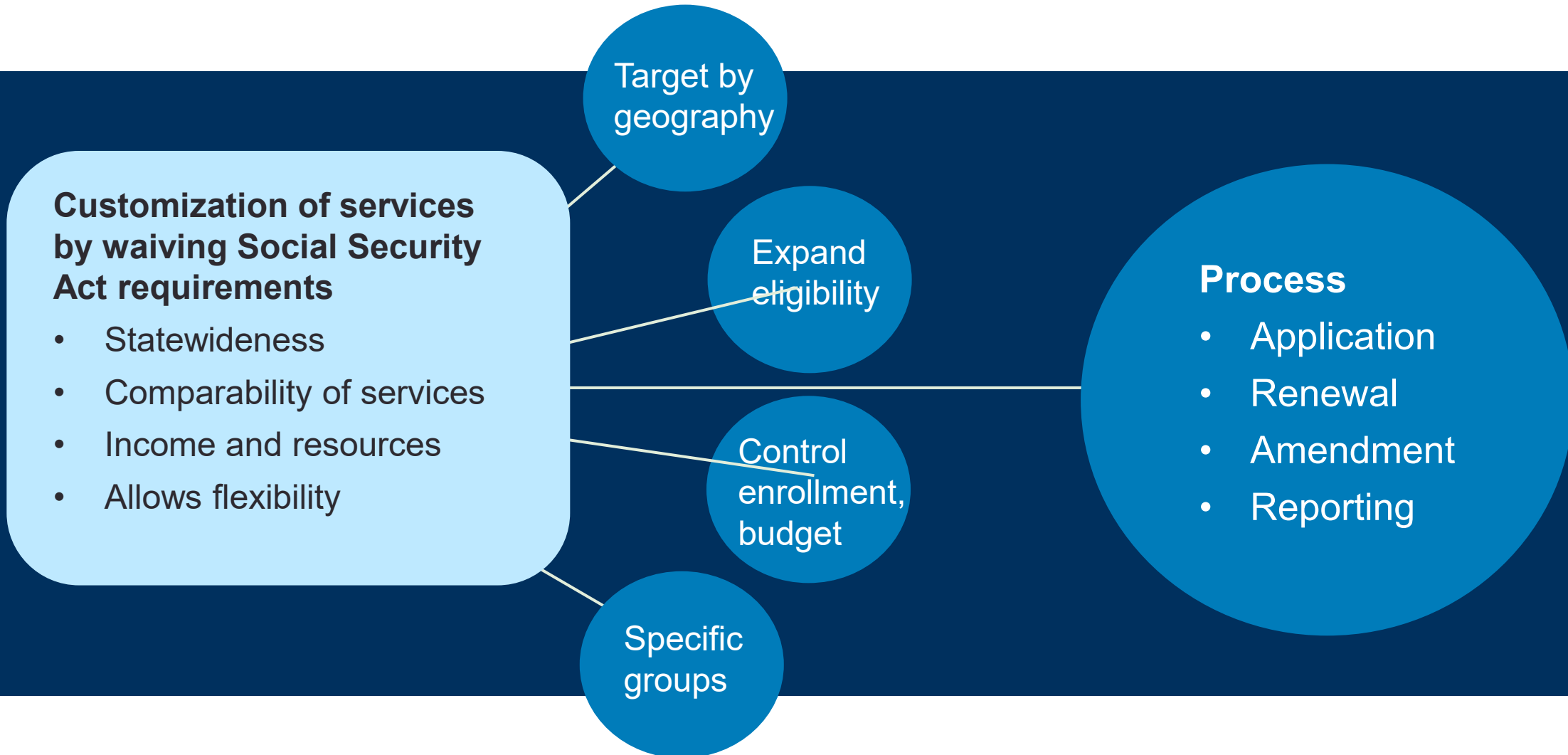


- I. Value of home and community-based services (HCBS)
- II. History of waivers and K Plan**
- III. Authorities and services
- IV. Enrollment growth and authorizations
- V. ARPA
- VI. Closing remarks

**Office of Developmental
Disabilities Services**



Waivers: Background



Before K Plan: Waivers and services

Comprehensive Waiver

- All ages
- ICF/IDD level of care
- Residential
- Cost limit: In-home services for adults >\$20,000 per individual per year
- Employment
- Foster care
- Crisis/diversion

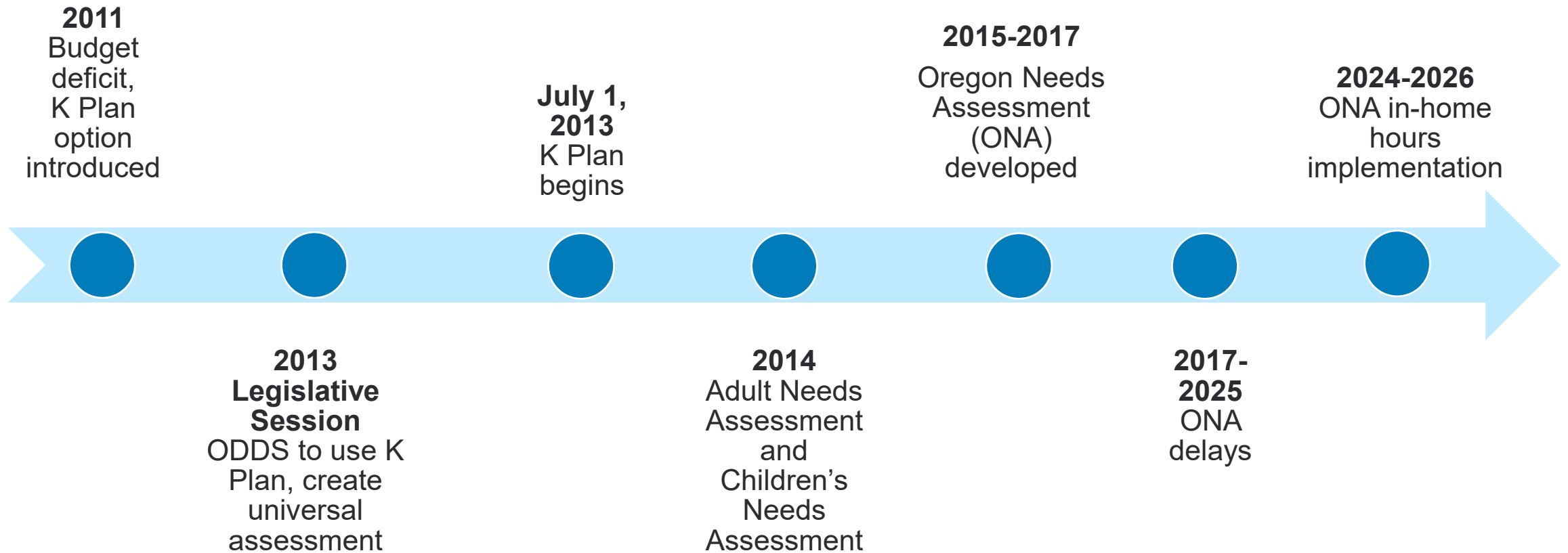
Support Services Waiver

- Ages 18+
- Cost limit: up to \$20,000 per individual per year
- ICF/IDD level of care
- Support services brokerages
- In-home services

Three Model Waivers

1. Behavioral Waiver
2. Medically Fragile Waiver
3. Medically Involved Waiver
 - All still in use today
 - No cost limit
 - Ages 0-17
 - In-home services
 - Limited enrollment

Origin of K Plan and the Oregon Needs Assessment



- I. Value of home- and community-base services (HCBS)
- II. History of waivers and K Plan
- III. Authorities and services**
- IV. Enrollment growth and authorizations
- V. ARPA
- VI. Closing remarks

**Office of Developmental
Disabilities Services**



Medicaid funding authorities today

K Plan: 1915(k) State Plan	1915(c) waivers
Authorized by Affordable Care Act <ul style="list-style-type: none">Makes home- and community-based services available to all who are eligible	Authorized by Medicaid law, these waive rules to give state flexibility to: <ul style="list-style-type: none">Design and operate programsReduce costsExpand coverage
No budget neutrality	Cost must be less than providing same services in institutional setting
Eligible: 30,558	Enrolled: 32,011
Federal match rate: 58% + 6% enhancement = 64%	Federal match rate: 58%
Average cost per case (CPC) across K Plan services: \$8,002 per month.	Average CPC across waiver services: \$1,092

HCBS: K Plan services

K Plan services

Attendant care

Professional behavior services

Long-term care community nursing

Assistive devices

Assistive technology

Transition services

Chore services

Relief care

ODDS is obliged to make available to individuals the number of hours they are assessed as needing **and** have identified in their Individual Support Plans (ISP).

- If assessed at 400 hours, individual is entitled to what they use in their ISP up to 400 hours.

Waiver services

All ODDS waivers	Adult waiver only	Model waivers only	CEN only
Case management Employment services Specialized medical supplies Family training Vehicle modifications Environmental safety modifications (exterior)	Direct nursing services	Individually-directed goods/services	Attendant care by parent/guardian legally responsible for their own child

Current 1915(c) waivers

Adults' Waiver

- Age 18 and older
- Level of care (LOC): Intermediate care facility
- 22,917 use these services
- Unlimited enrollment
- CPC: \$1,034

Medically Involved Model Waiver

- Age 17 and younger
- LOC: Nursing facility
- 137 enrolled
- Limit: 200
- Referrals: 68
- CPC: \$563

Behavioral Model Waiver

- Age 17 and younger
- LOC: Intermediate care facility
- 90 enrolled
- Limit: 147
- Referrals: 6
- CPC: \$687

Children's Waiver

- Age 17 and younger
- LOC: intermediate care facility
- 7,961 use these services
- Unlimited enrollment
- CPC: \$727

Medically Fragile Model Waiver

- Age 17 and younger
- LOC: Hospital facility
- 97 enrolled
- Limit: 111
- Referrals: 14
- CPC: \$793

Children's Extraordinary Needs Waiver

- Age 17 and younger
- LOC: Nursing, hospital, or intermediate care facilities
- 141 enrolled
- Limit: 155
- Waitlist: more than 1,600
- CPC: \$2,749

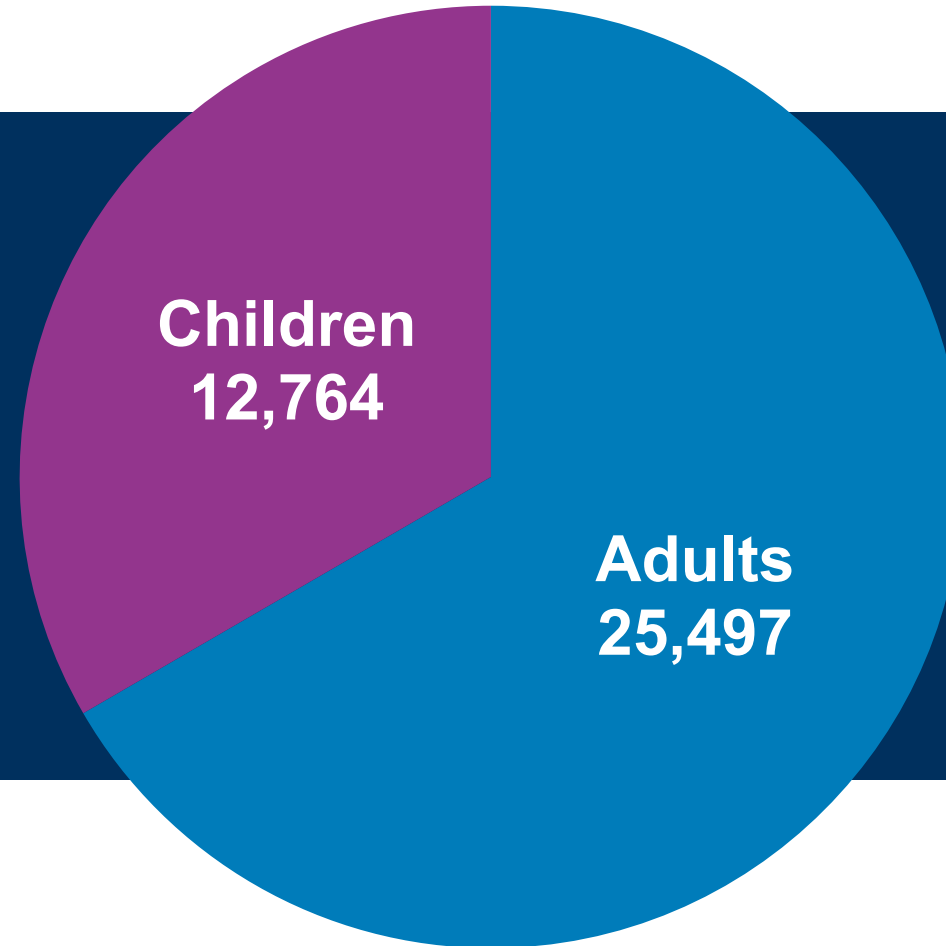
- I. Value of home- and community-base services (HCBS)
- II. History of waivers and K Plan
- III. Authorities and services
- IV. Enrollment growth and authorizations**
- V. ARPA
- VI. Closing remarks

Office of Developmental
Disabilities Services

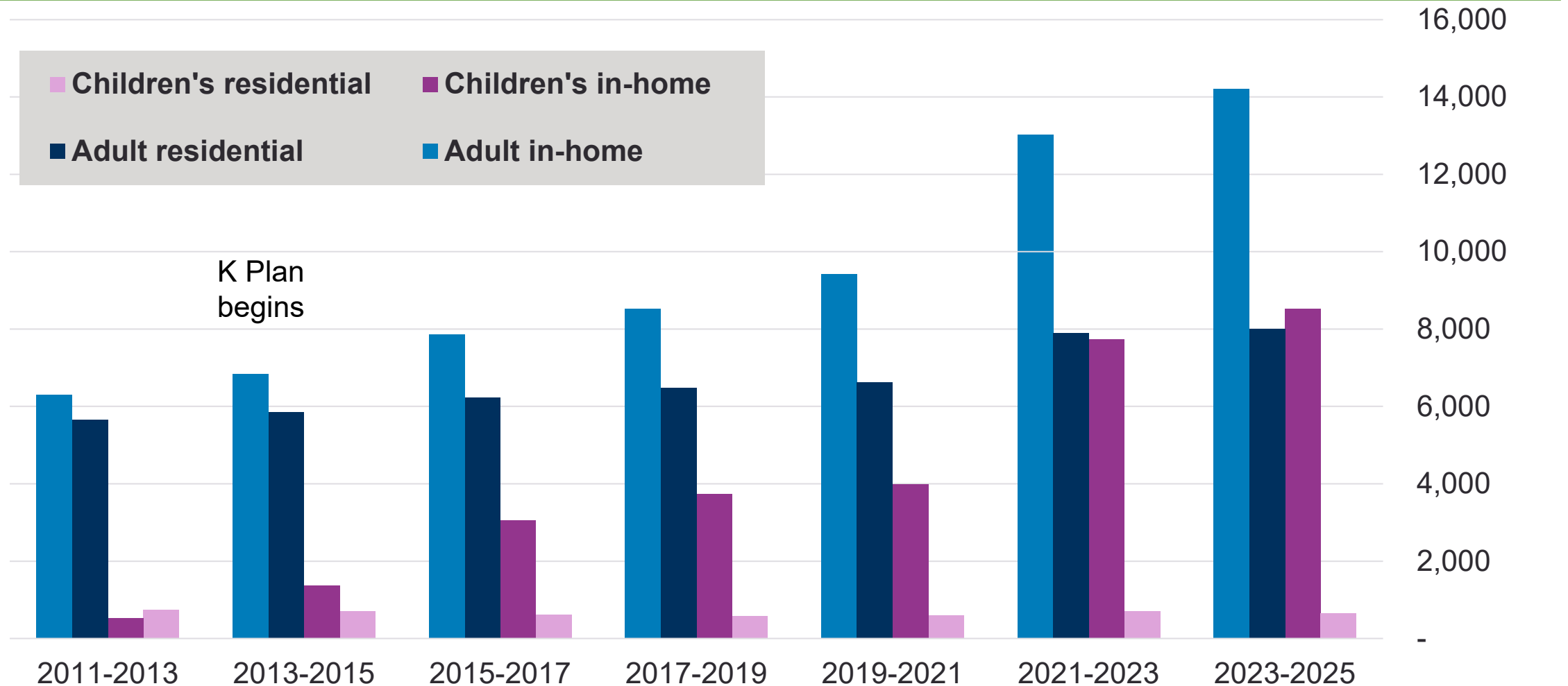


Total enrollment in services

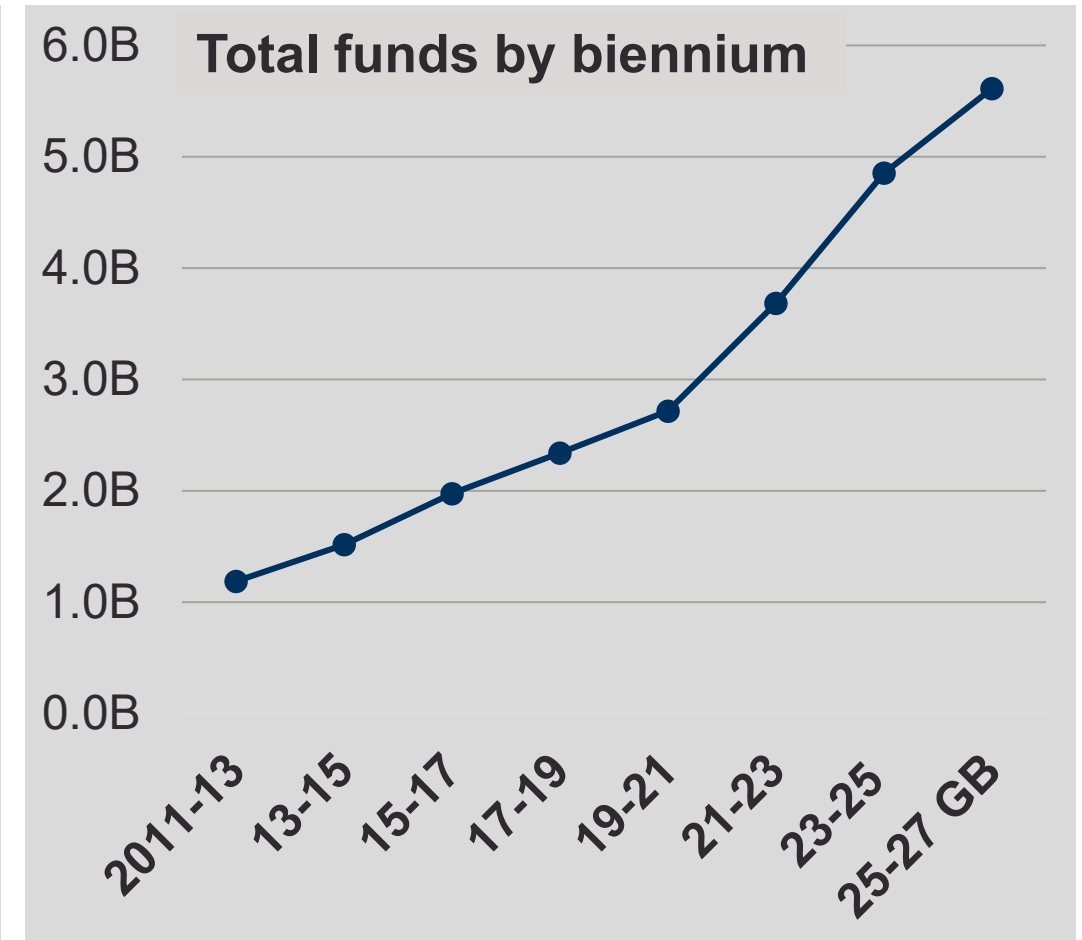
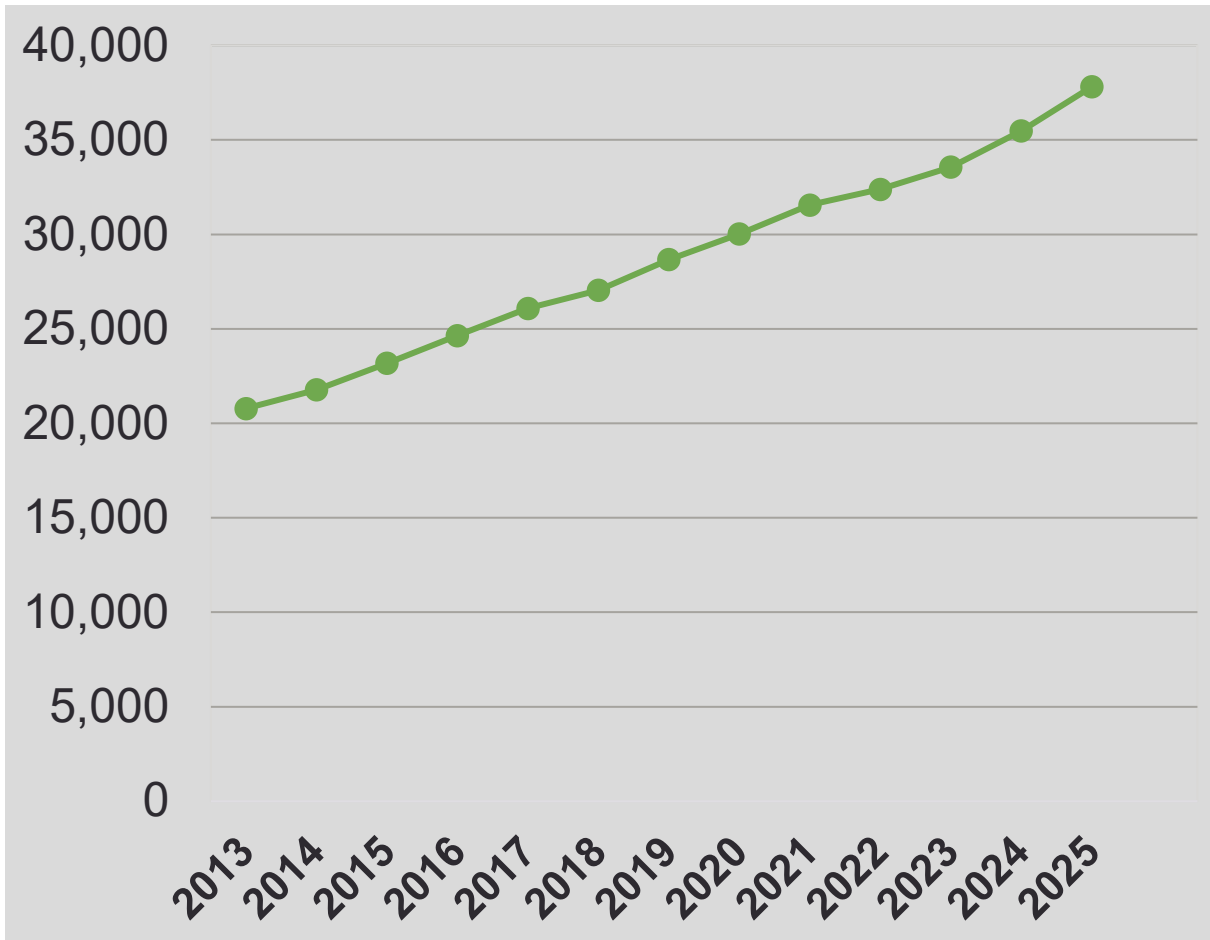
**38,261
individuals**



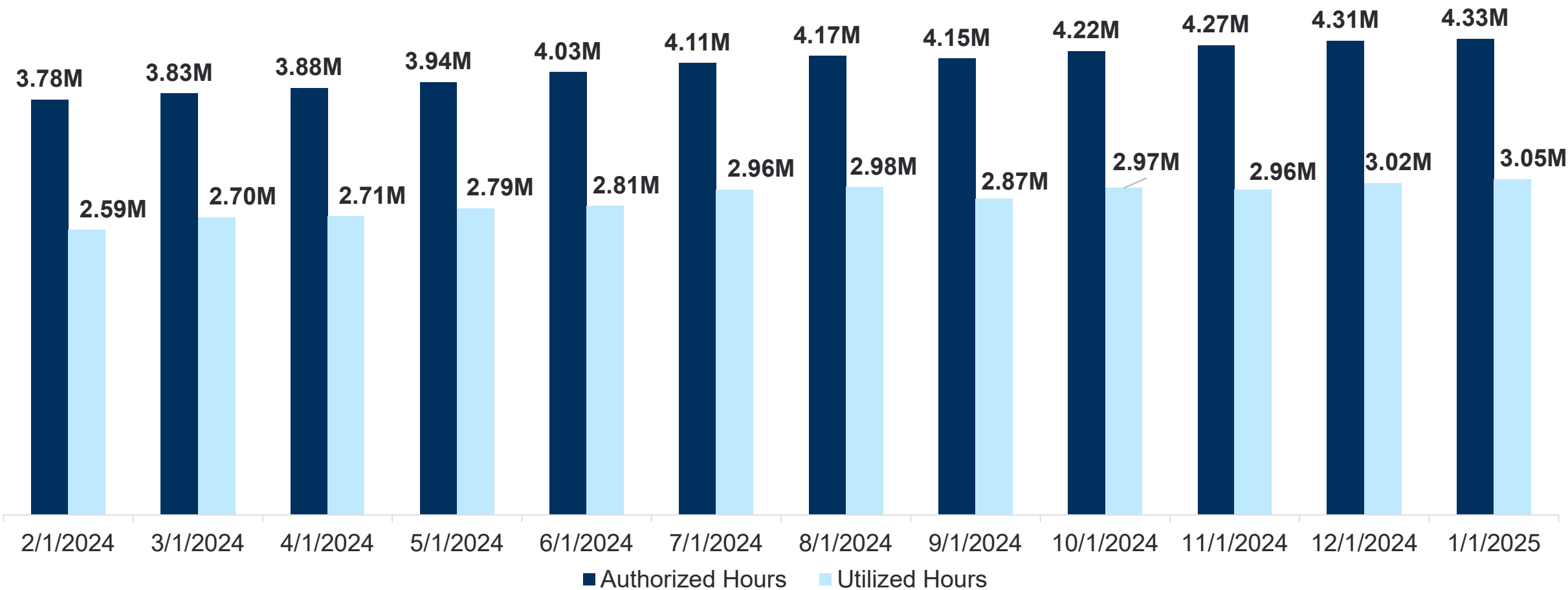
Residential and In home enrollment changes



Growth in enrollment and costs



Authorizations and utilization: In-home services hours



Enrollment by service type

Services enrollment	
Case management only	4,155
In-home support	12,812
24-hour residential group homes	4,048
Adult Foster care	2,461
Supported living	814
Employment and day support	
	66

Children	12,764*
CDDP enrollment	12,186
Services enrollment	
Case management (CM) only	5,073
CM with funded services	7,691
In-home support	6,853
Residential care	217
Host homes	3
Foster care	264
SACU	14
CIIS	294

*January 2025

Workforce trends:

Addressing the direct care workforce shortage

ARPA investments

Homecare worker recruitment campaign

Temporary provider rate enhancements

Recruitment and retention grants

Impact Oregon

- 3,879 job applications
- 1,803 jobs posted

Children's Extraordinary Needs Program

Potential partial solution for a limited number of children

Adult Residential Services:

Group home, foster care and supported living

\$2,234,475,337

Total Funds

2025-27 GRB

Forecasted Caseload

Residential	23-25 Biennial Average	25-27 Biennial Average	Current Cost per Case
Adult 24 Hr Group Homes	3,702	3,991	\$16,784
Adult Foster Care	2,599	2,495	\$7,463
Supported Living	791	807	\$9,289

Children's Residential Services:

Group home, foster care and host homes

\$2,163,450,919

Total Funds

2025-27 GRB

Forecasted Caseload

Residential	23-25 Biennial Average	25-27 Biennial Average	Current Cost per Case
Childrens Group Homes	194	205	\$25,786
Foster Care	252	246	\$5,908
Host Homes	8	10	\$7,105

Adult In-home Services

\$2,036,179,816
Total Funds
2025-27 GRB

FORECASTED CASELOAD			
Adult In Home	23-25 Biennial Average	25-27 Biennial Average	Current Cost per Case
In Home Services	11,556	12,591	\$6,716

Children's In-Home Services

\$676,758,650
Total Funds
2025-27 GRB

FORECASTED CASELOAD			
In Home	23-25 Biennial Average	25-27 Biennial Average	Current Cost per Case
Children's In Home	5,203	5,877	\$ 4,329
CIIS	399	421	\$ 7,717

- I. Value of home- and community-base services (HCBS)
- II. History of waivers and K Plan
- III. Authorities and services
- IV. Enrollment growth and authorizations
- V. ARPA**
- VI. Closing remarks

Office of Developmental
Disabilities Services

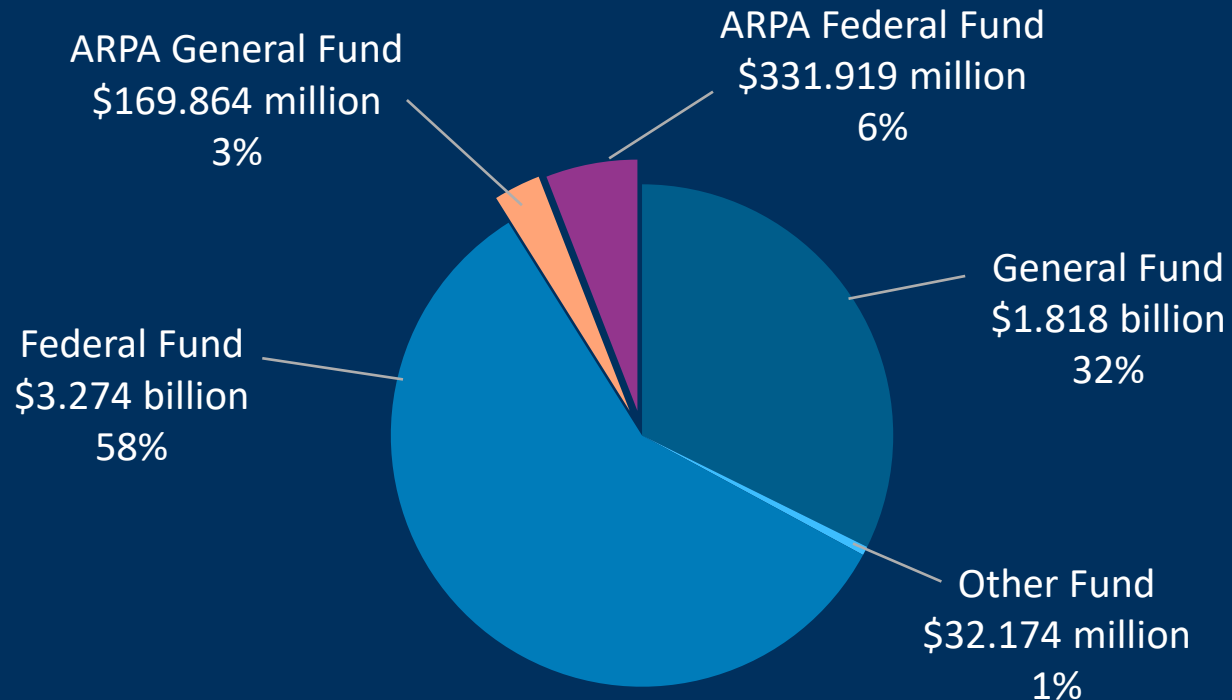


ARPA funding: Effect on ODDS budget

2023-25 LAB with Fall 2024 Rebalance

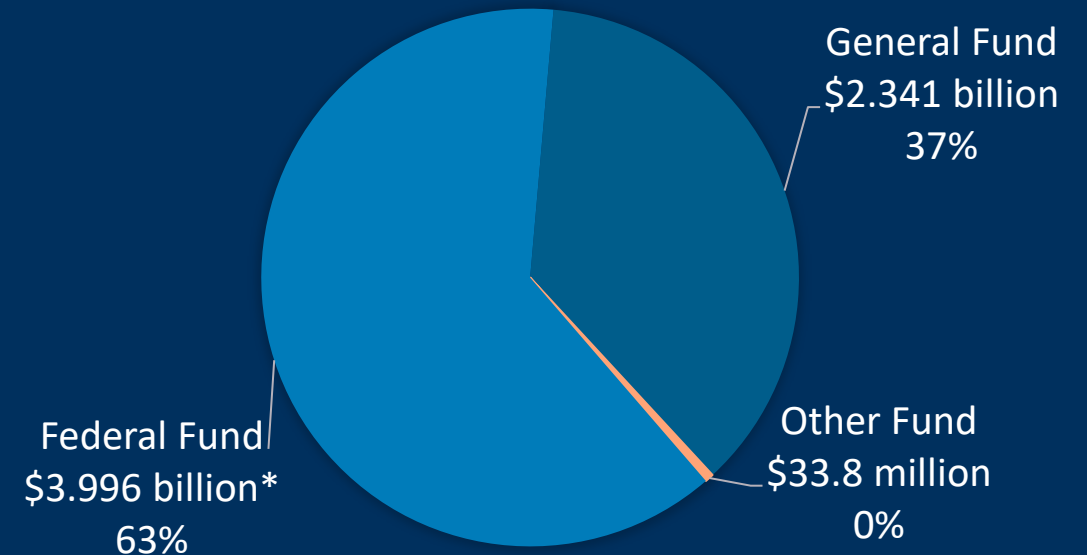
\$5.62 billion

9% ARPA



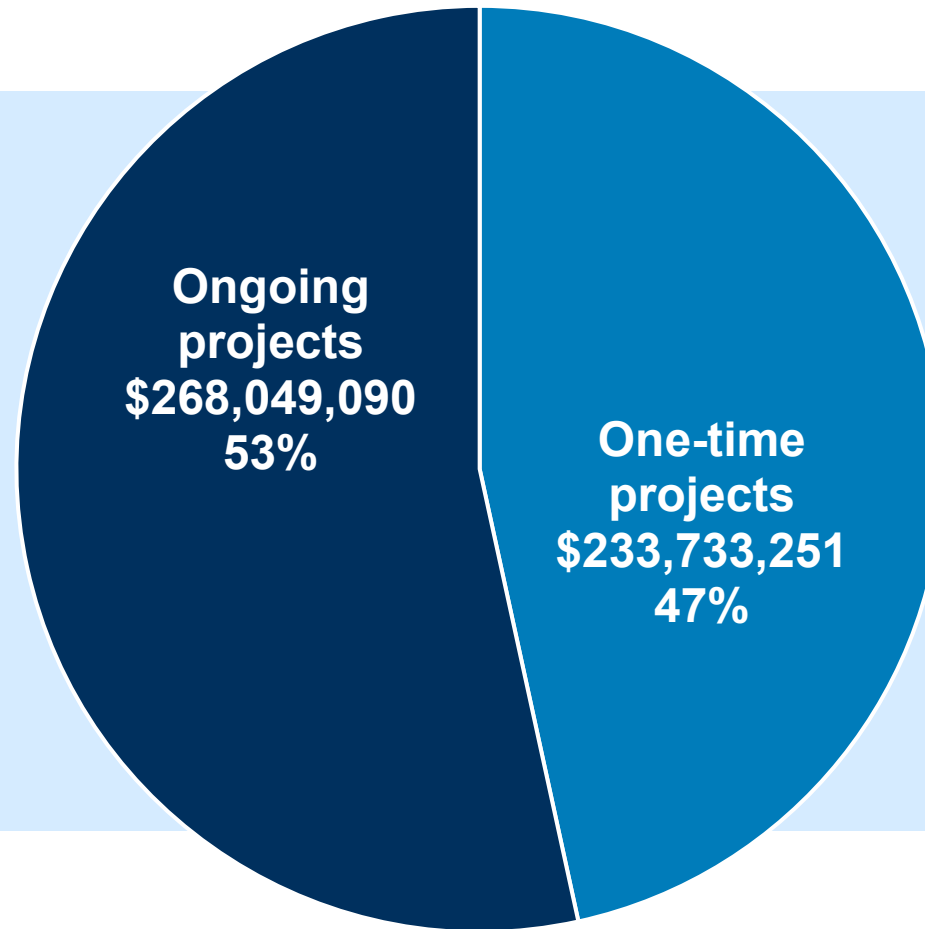
2025-27 Governor's Recommended Budget

\$6.37 billion



ARPA funding: Rate increases

Total: \$502 million



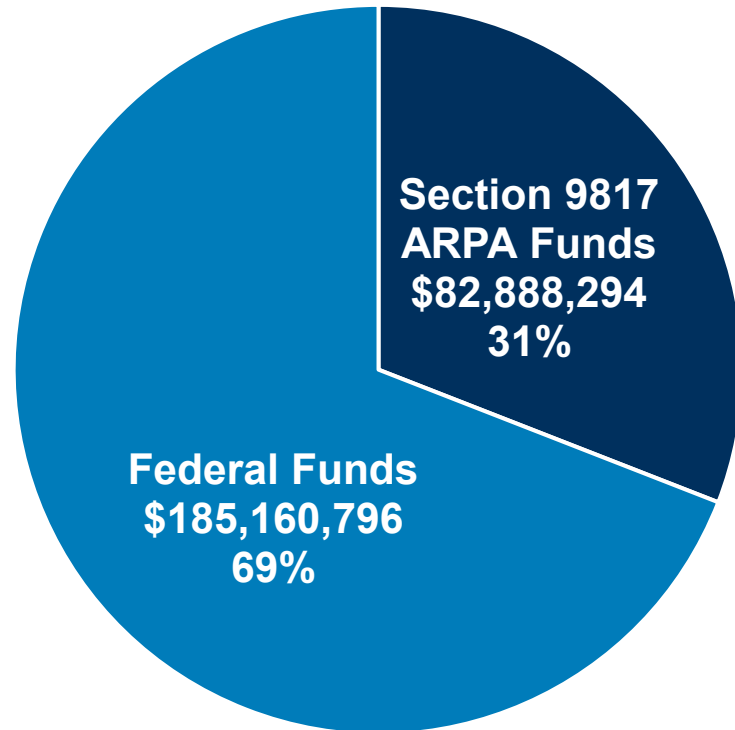
ARPA funding: One-time projects

- Covid rate increase of 5% for non-bargained services
- Covid relief payment for Adult Foster Home and Personal Support providers
- Enhance bargaining pot for Adult Foster Homes and Personal Support Workers
- Personal Support Worker training and benefit trusts
- Provider recruitment and retention fund
- Restore funding for the Fairview Trust

- Agency capacity restoration and expansion grants
- Diversity, equity and inclusion grants
- Emergency response grants
- ODDS grant infrastructure
- Maintenance and updates to Provider Homes and Adult Foster Homes
- Infrastructure funding for Case Management Entities

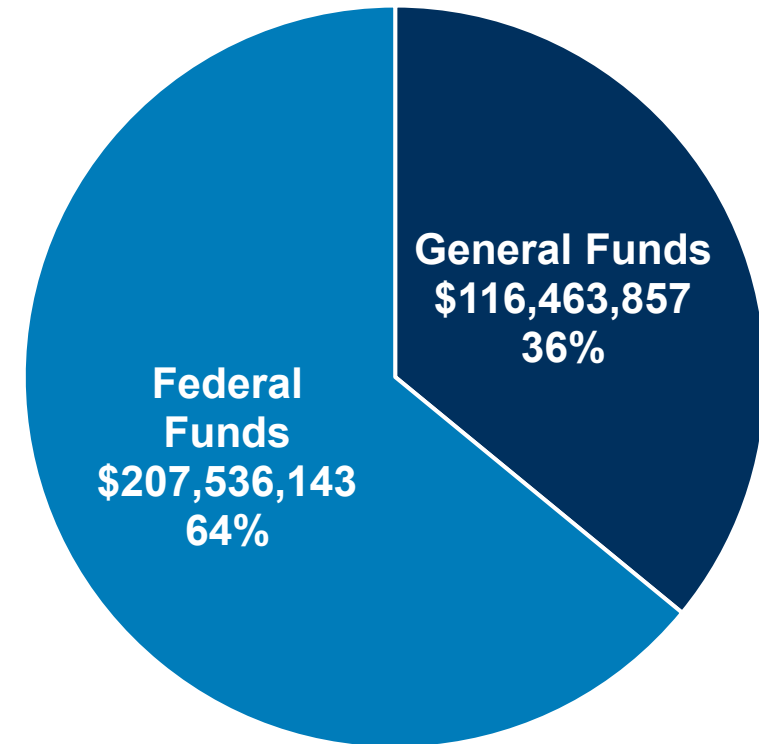
ARPA funding: In-home hours transition and maintenance of effort

**In-home rate models during
Maintenance of Effort (MOE)**



Total: \$268 million

**Estimated costs 4/1/25 – 3/31/26
(post MOE)**



Total: \$324 million

