

Presentation to the 2025
Joint Ways and Means Subcommittee on Human Services

Self-Sufficiency Programs

Supplemental Nutrition Assistance Program (SNAP)

Claire Seguin, SSP Director

March 11, 2025

Agenda

- I. **Who we are**
- II. SNAP Program and budget overview
- III. Other food programs
- IV. Tracking our progress
- V. Policy option package
- VI. Key issues

SNAP: A Critical Lifeline




Provides food benefits,
reducing overall food insecurity
by up to **30%**



Oregon's participation
rate for eligible
people is high
95-100%

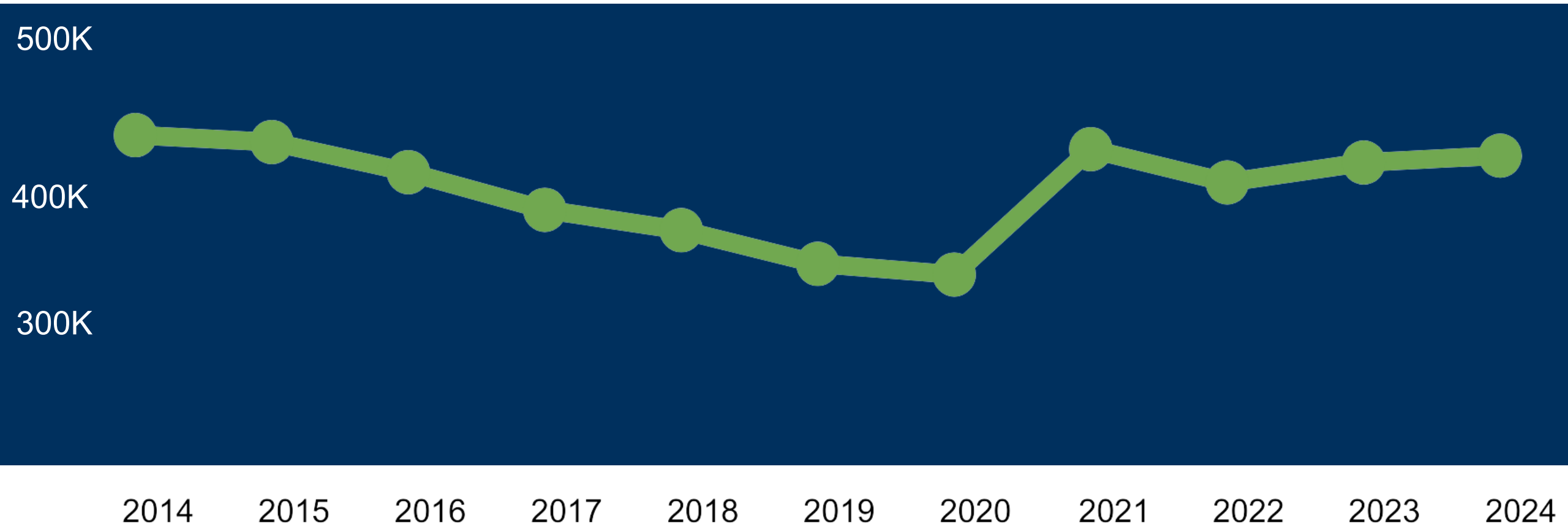


Food insecurity remains stubborn nearly
13% in the state



Benefits don't
fully cover
monthly food
needs

SNAP: Caseload 2014-2024, Currently 420,000 Plus



SNAP: Food Access and Improved Nutrition Outcomes

Improves outcomes
for all age groups-
children, older
adults and
working-age adults

SNAP linked to
**better preventive
healthcare and
lower medical
costs**

Oregon works to
stretch SNAP benefits
through policy
waivers, coordination
with nutrition
programs

Agenda

- I. Who we are
- II. SNAP Program and budget overview**
- III. Other food programs
- IV. Tracking our progress
- V. Policy option package
- VI. Key issues

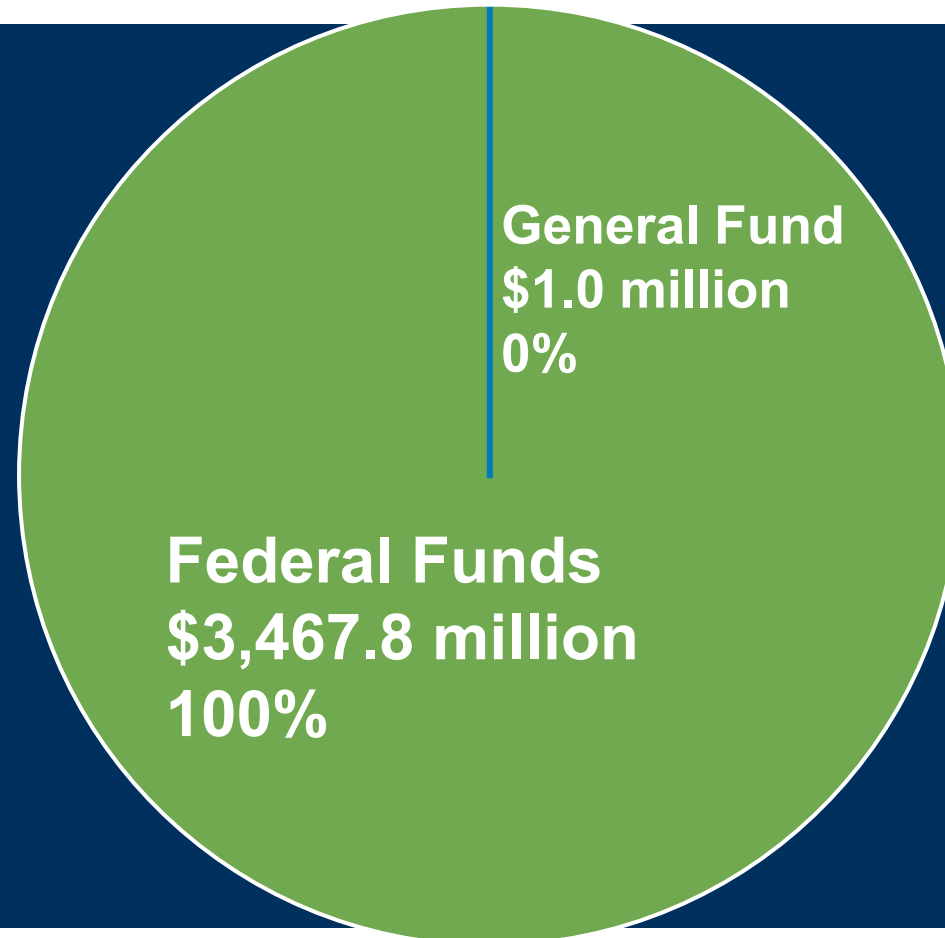
SNAP: Funding Split

SNAP:

\$ 3,468.8 million

SSP total budget:

\$4,869.7 million



SNAP: Governor's Budget 2025-2027

Program	GF	OF	FF NL	FF Ltd	Grand Total
SNAP Cashout			292,333,504		292,333,504
EBT SNAP			3,089,534,623		3,089,534,623
SNAP Employment and Training	855,631			64,137,641	64,993,272
Food Assistance	14,394,278			3,896,817	18,291,095
SNAP ED				19,181,586	19,181,586
SNAP Outreach 50%	192,789			2,602,883	2,795,672

Waivers and Polices: Reducing Burdens for People

Broad-based Categorical Eligibility (BBCE)



- Expands **SNAP** eligibility
- **Eliminates asset limits**
- Oregon is one of **44 states** or territories **participating**

Standard Medical Deduction Project



- Simplifies SNAP deductions for people 60 and older and people with disabilities
- **\$170 standard deduction**
- Oregon is one of **25 states** or territories **participating**

Standard Utility Allowance



- Replaces utility costs with **standard deduction**
- Covers heating, cooling, electric, garbage water and phone costs
- Oregon is one of **48 states** or territories **participating**

Three of the most effective policies and projects that streamline and reduce the administrative burden for customers and the department.

Waivers and Policies: Impact of Public Health Emergency Ending

March 2023:
End of SNAP
Emergency
Allotment (EA)
program

Households
received at
least \$95 less
per month

Some older
adults saw
benefit drop
from \$281 to
\$23 a month

From April 2020 through February 2023 SNAP EA provided more than \$2 billion in additional food benefits above regular SNAP allotments

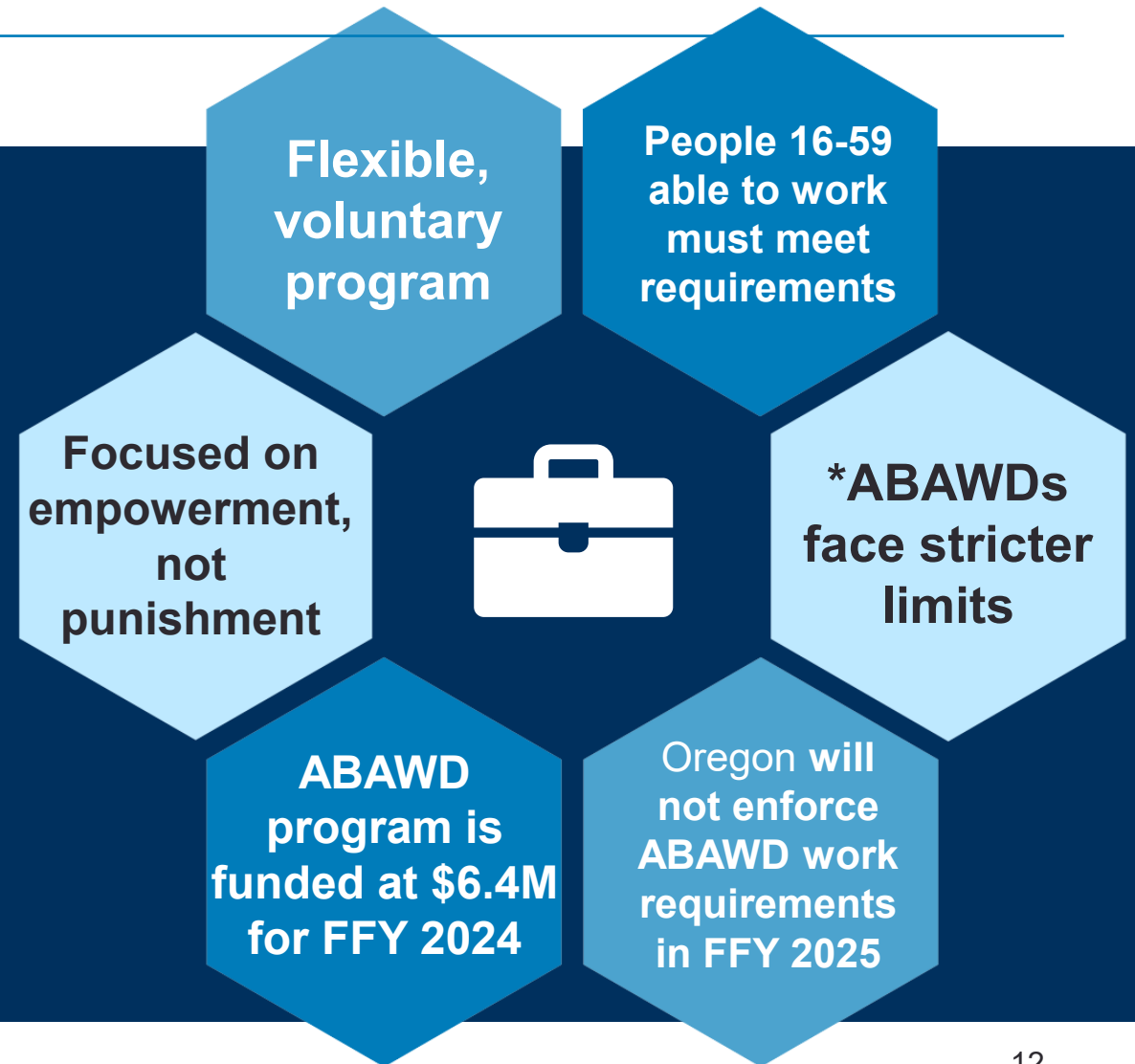
Replacing Electronic Benefit Transfer (EBT) Cards



- Chip and Tap technology
- Merchant and retailer readiness
- Oregon EBT rebrand

SNAP Employment and Training: Oregon's Approach

- SNAP E&T program helps participants gain skills.
- General work requirements **apply to most working-age SNAP recipients**.
- Oregon prioritizes food security while supporting employment opportunities.



*Able-Bodied Adults Without Dependents (ABAWDs)

SNAP Training and Employment Program (STEP) Navigators



STEP Navigators connect SNAP recipients to job training, education and resources—making Oregon a leader in person-centered support

SNAP Employment & Training: Helping People Find Work



SNAP Training
Employment
Program (STEP)
has more than **\$32
million** in federal
funding (FFY2024)



- **26** Contractors
- **27** Subcontractors
- **37** Work Source offices



ABAWD receives
more than **\$6.4
million** in federal
funds



Statewide
E&T supports

Services include job search support, education, vocational training, internships, apprenticeships, work readiness and employment retention programs.

SNAP Education: Total \$9,542,613 for FFY 2025

Majority of funds support nutrition, cooking, gardening and physical activity **classes statewide**

Two FTE manage program evaluation & compliance

Ensures Food Hero recipes use five ingredients or less

\$748,676 in external grants

SNAP Nutrition Education: Helps People Stretch Their SNAP Dollars

Provides essential nutrition education that improves public health outcomes

Food Hero and school partnerships enhance child nutrition and support local farmers

Collaboration across agencies maximizes impact, reducing long-term healthcare costs

Community Partners: How They Strengthen SNAP Outreach

"Families face many stressors, we check in monthly to help them keep SNAP benefits, access programs like Summer EBT and reduce food insecurity."

Family Tree Relief Nursery



Double Up Food Bucks (DUFEB): Expands Access to Fresh, Healthy Food

Available in 34
of Oregon's 36
counties

Improves nutrition
and food security
for families with
low-incomes

Boosts Oregon's
local food
economy

Fresh food is
more affordable
while keeping
dollars local

Legislative
support helped
expand, thrive,
and serve more
people

Agenda

- I. Who we are
- II. SNAP Program and budget overview
- III. Other food programs**
- IV. Tracking our progress
- V. Policy option package
- VI. Key issues

Federal Food Programs: Critical Food Assistance

The Emergency Food Assistance Program (TEFAP) and Commodity Supplemental Food Program (CSFP) provide critical food support through local pantries and meal sites statewide

1.57M visits to TEFAP grocery sites in FFY24 highlight growing demand

CSFP serves 2,192 older adults with low-incomes monthly, ensuring consistent nutrition

Nutrition Program Coordination: Oregon's Strong Partnerships Drive Innovative Food Solutions

State and federal hunger relief programs

- Oregon Hunger Task Force
- ODE Child Nutrition Programs
- WIC and Senior Farmer's Market Nutrition Program
- SNAP and DUFB
- TEFAP and CSFP
- Oregon Food Bank and Local Pantry Networks

Proven success: Summer EBT and Pandemic EBT

- Summer EBT piloted with Oregon Department of Education (ODE) in 2011
- Laid foundation for Pandemic EBT
- Delivered more than \$1 billion in food benefits in four years

Navigating federal funding challenges

- Reauthorization of the Farm Bill could impact Oregon's food programs
- Program adjustments may be necessary to maintain funding and service levels

Summer EBT Funding: Reduces Child Hunger When School is Out

**\$5.8 million
General Fund
(GF)—\$11.7
million total—for
IT development**

**Six new full-time
SSP positions for
design and
delivery**

**\$2 million
GF—\$4 million
total—for EBT
vendor costs**

**\$1 million GF—
\$2.2 million
total—for
notices**

**\$41 million in
Federal Funds
for Summer 2024
benefits**

Funding for Additional Food Programs: TEFAP and CSFP

The Emergency Food Assistance Program (TEFAP)

- Total TEFAP budget: **\$1**
- Administrative budget (fiscal year 2024): **\$2,312,325**
- Commodity budget (entitlement plus bonus funds): **\$15,308,948.92**

Commodity Supplemental Food Program (CSFP)

- Total CSFP budget: **\$85**
- Administrative budget (fiscal year 2024): **\$221,451** (fully spent)
- Commodity budget (fiscal year 2024): **\$6**

Agenda

- I. Who we are
- II. SNAP Program and budget overview
- III. Other food programs
- IV. Tracking our progress**
- V. Policy option package
- VI. Key issues
- VII. Closing remarks

SNAP Outcomes: Nationally, More than One in Five Workers Participate



SNAP lifted
96,000
people above
the poverty
line in Oregon

That includes
44,000
children

*Food programs
like SNAP help
mitigate steep
price increases
for food

Summer EBT: Outcomes

**More than 361,000
children received
\$41 million in
Summer EBT food
benefits in 2024**

\$120 per eligible child



SNAP Nutrition Education (SNAP-Ed): Outcomes



SNAP-Ed Food Hero events attract more than **104,000 people** throughout the state




In 2024, **1,500+ classes and programs offered**—including remote learning!



ODHS partners with 695 organizations and 74 coalitions, including **schools, farmers markets, and community groups**

SNAP Employment and Training (E&T): Outcomes

**59% of E&T graduates
had jobs without
assistance six months
after leaving the
program**





Update: Restaurant Meals Program (RMP)

Program pilot
expected to
launch in 2026

For SNAP recipients
who are 60 and
older, people with
disabilities
and people who are
houseless

Oregon will
be one of
10 states to
offer RMP


General Funds
from 2025-27
Biennium:
\$480,157.06

“This program restores dignity and stability, making warm meals accessible for those facing physical, financial, or housing challenges. Allowing restaurants to accept SNAP supports both individuals in need and local businesses.”

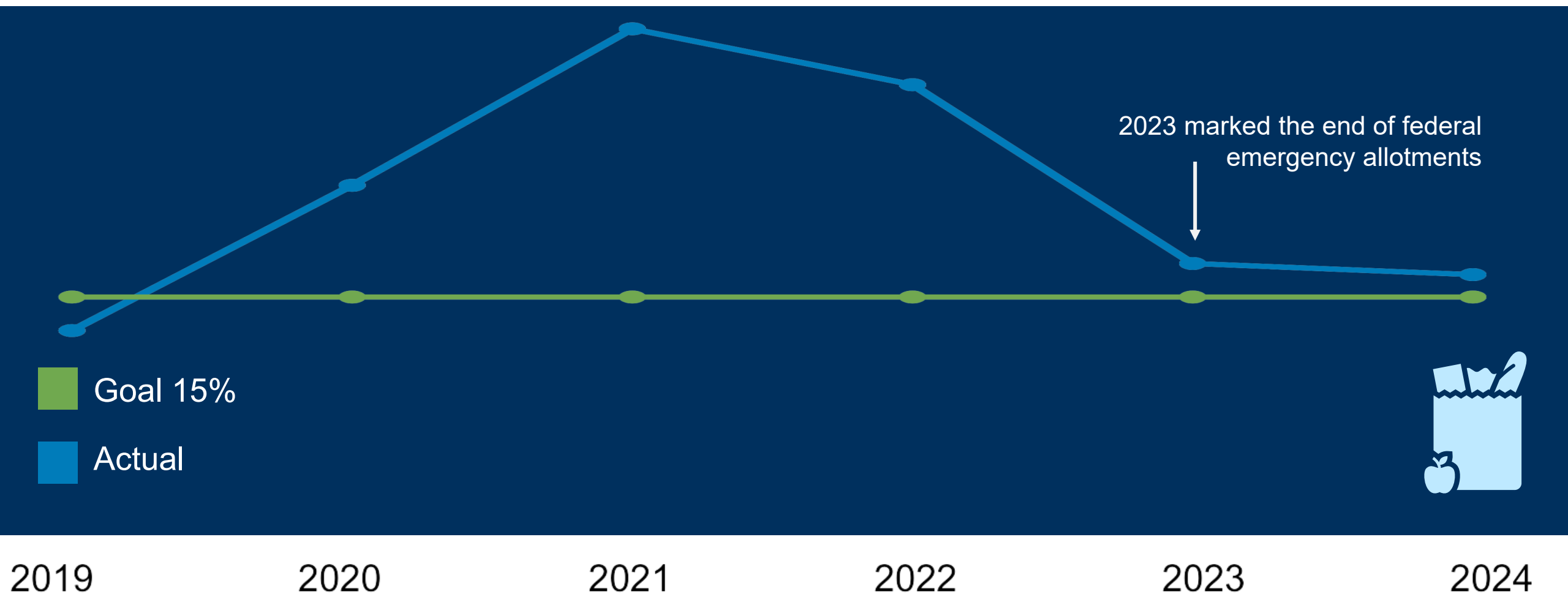
Jessica Morris, Meals on Wheels People (Oregon)

Key Performance Measures: Food Security

Food security is one of four key performance measures that **help people** in Oregon **achieve well-being**



Food Security: 17% of SSP Clients Food Secure in 2024



Agenda

- I. Who we are
- II. SNAP Program and budget overview
- III. Other food programs
- IV. Tracking our progress
- V. Policy option package**
- VI. Key issues
- VII. Closing remarks

SNAP Elderly Simplified Application Project

PROBLEM

Current process is **complex and burdensome**, especially for those with mobility challenges or limited access to technology. Many lose benefits due to procedural issues—like difficulties with paperwork or renewals

SOLUTION

- **Two-page simplified application**
- **Extended certification periods of 36 months**

RESOURCES

- **GF:** \$580,925
- **OF:** \$0
- **FF:** \$580,925 (matched funding)
- **Pos.: Two**
- **FTE:** 1.5



ODHS priority: Customer Service

Agenda

- I. Who we are
- II. SNAP Program and budget overview
- III. Other food programs
- IV. Tracking our progress
- V. Policy option package
- VI. Key issues**

Key Issues: Potential Shifting Federal Landscape



ODHS remains focused on the **facts** and committed to **stability**



Engaged with federal partners and **closely monitoring** potential funding changes



Priority is making informed, **responsible funding decisions**

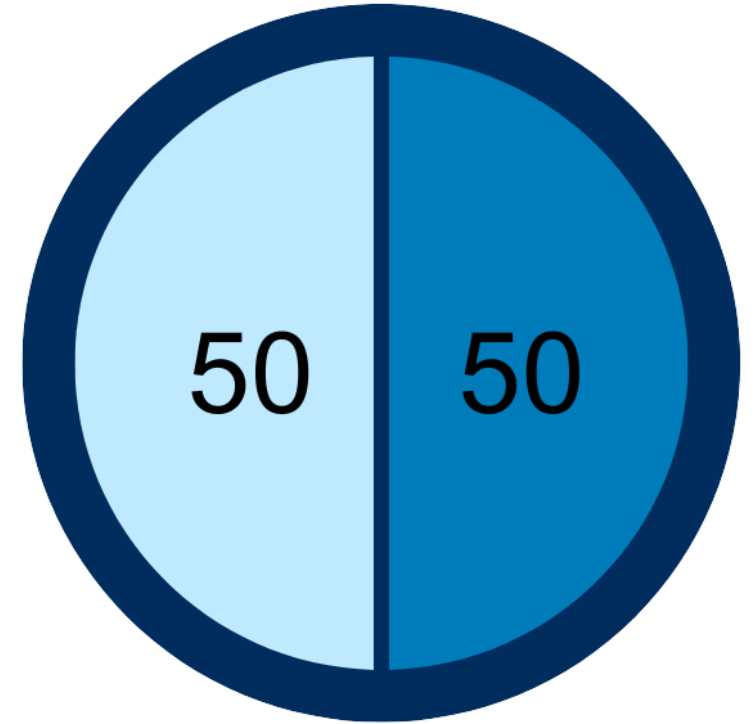
SNAP Payment Error Rate Penalty



\$15.7 million
total penalty



Errors are **not fraud or misuse**,
generally **mistakes in calculations**



50/50 Settlement Option
**\$7.8 million invest and
reserve**

Key Challenge: SNAP Payment Errors

Most common
causes of Oregon's
SNAP payment
errors

**Housing,
utilities
deductions**

**Incorrect wage
or salary
calculations**

**Household
composition**

SNAP Requirements: Oregon's Approach Able-Bodied Adults Without Dependents (ABAWDS)

**Insufficient
job training
and
placement
opportunities**

**Balancing
work
requirements
with food
security**

**ABAWD program
suspension—FFY
2025—temporary
relief, long-term
uncertainty**

**Challenges
administering
ABAWD work
requirements**

**Funding and
policy
uncertainty –
the future of
SNAP E&T**

EBT Cards: Federal Changes and Electronic Theft Protections

March 2020:
Online EBT
purchases
allowed in
Oregon

Electronic theft
becomes a
major issue in
2022

States can
replace benefits
stolen between
Oct. 1, 2022, and
Dec. 20, 2024

Proactive fraud
prevention
efforts

Dedicated team
monitors trends

Thank you.

